


DENTON



Tax Rate Public Hearing

August 15, 2017

Property Values and Tax Rate

Proposed Tax Rate

Maintenance & Operation	\$0.430311 / \$100
Debt Service	<u>\$0.207545 / \$100</u>
Total Proposed Tax Rate	\$0.637856 / \$100

Effective Tax Rate	\$0.637856 / \$100
---------------------------	--------------------

Rollback Tax Rate	\$0.689689 / \$100
--------------------------	--------------------

Certified Taxable Value*	\$10,332,106,452
---------------------------------	------------------

Value Increase	13.32%
----------------	--------

* Excluding TIRZ Values

Budgetary Priorities

- ❑ Reduce inefficiencies, costs and duplication of services
- ❑ Cost containment strategies for all funds
- ❑ Baseline budgets for all funds that assume a “no increase” in rates, fees or taxes
- ❑ Expand Public Safety response capacity
- ❑ Continue Street Maintenance expansion
- ❑ Maintenance of other general government infrastructure (traffic signals, parking lots, sidewalks, buildings)
- ❑ Utility Infrastructure – replacement and expansion
- ❑ Maintain competitive compensation plan
- ❑ Maintain conservative budgetary and management practices as recognized by the rating agencies

Cost Containment – FTE Reductions

General Fund

	FTE's	Position Title	Salary & Benefits
General Fund	1.0	ACM	\$ 301,179
	1.0	ACM	\$ 218,470
	1.0	Exec. Assist	\$ 93,901
	1.35	Parks Custodian ¹	\$ 3,257
	1.0	CIS Division Manager	\$ 115,205
	1.0	Landscape Administrator	\$ 109,197
	1.0	Assistant Building Official	\$ 114,715
	1.0	Building Inspector I	\$ 65,000
	1.0	Plans Examiner II	\$ 79,653
	1.0	Marketing Assistant	\$ 71,055
	1.0	Administrative Intern	\$ 31,589
	1.0	Administrative Assistant III	\$ 65,635
Subtotals	12.35		\$1,268,856

¹ Replacing with outside contracted custodial services

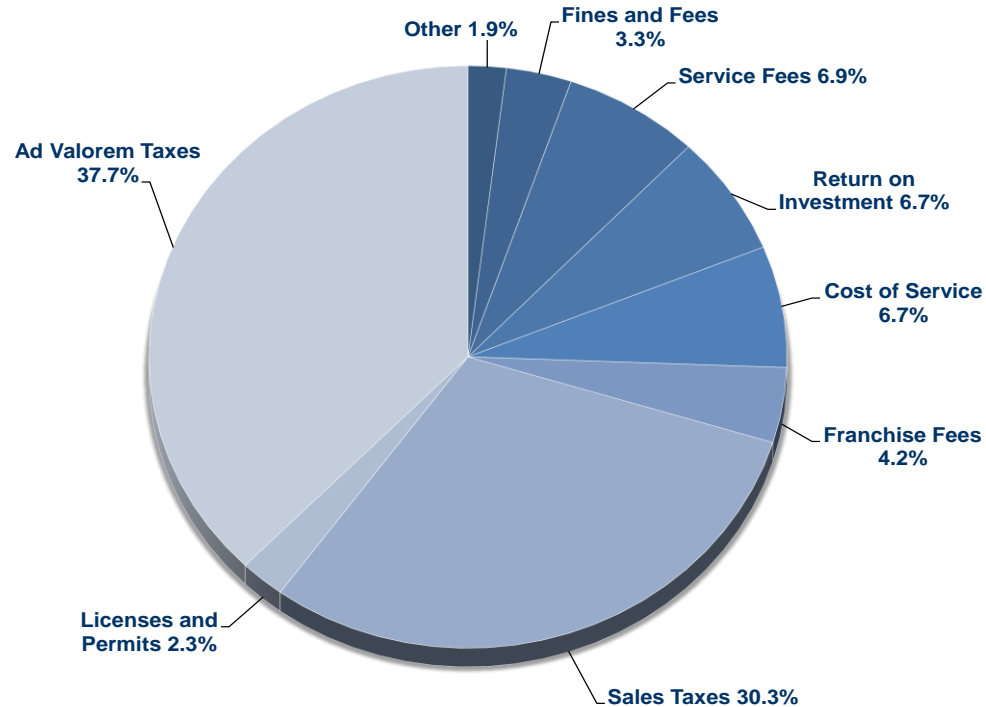
Cost Containment – FTE Reductions

Other Funds

	FTE's	Position Title	Salary & Benefits
Airport	1.0	Director of Aviation	\$ 184,512
Water	1.0	Customer Service Supervisor	\$ 75,172
	1.0	Budget and Resource Coordinator	\$ 60,970
	1.0	Customer Service Team Lead	\$ 45,801
	0.5	Building Attendant	\$ 8,956
	0.5	Eng. Tech-Intern II	\$ 12,170
	4.0		\$ 203,070
Wastewater	1	Field Service Supervisor	\$ 87,931
	0.5	Administrative Intern	\$ 12,315
	1.5		\$ 100,246
Solid Waste	1.0	Public Outreach Manager	\$ 112,386
	1.0	SW & Recycling Bus Acct Coordinator	\$ 90,442
	2.0		\$ 202,828
Electric	1.0	Energy Market Manager	\$ 233,207
	1.0	Executive Manager of Administration	\$ 241,707
	2.0		\$ 474,914
Grand Total	22.85		\$2,434,426

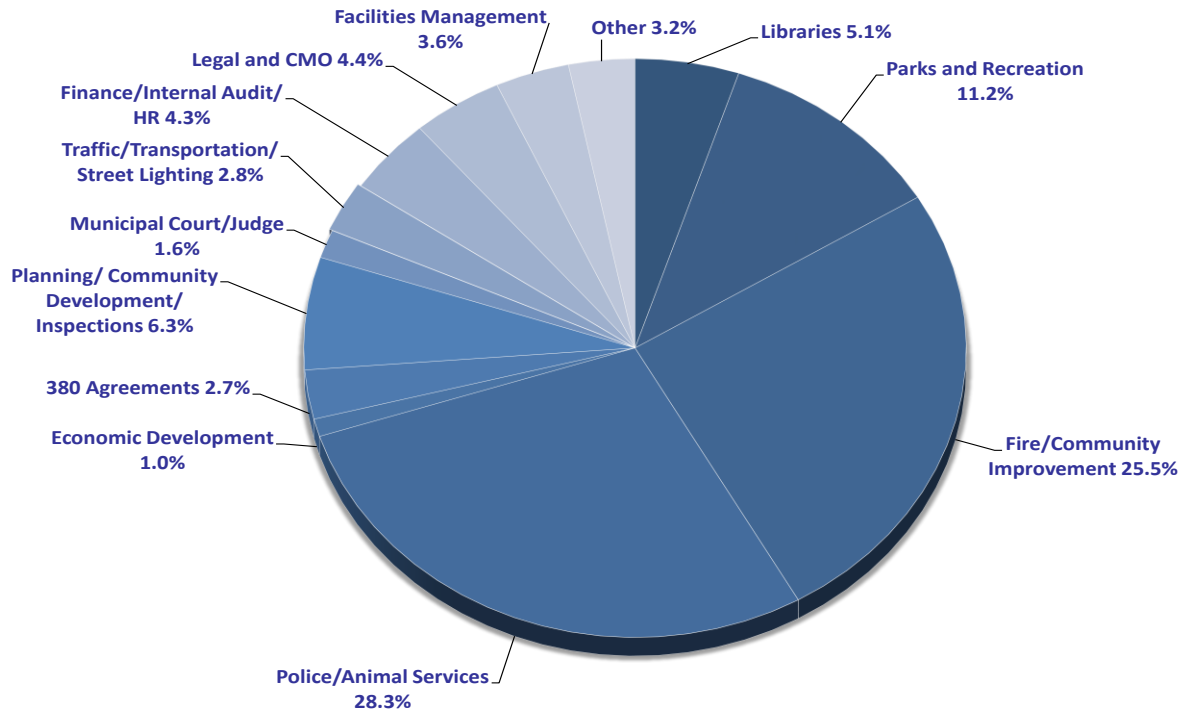
General Fund Revenue

FY 2017-18 Proposed Budget



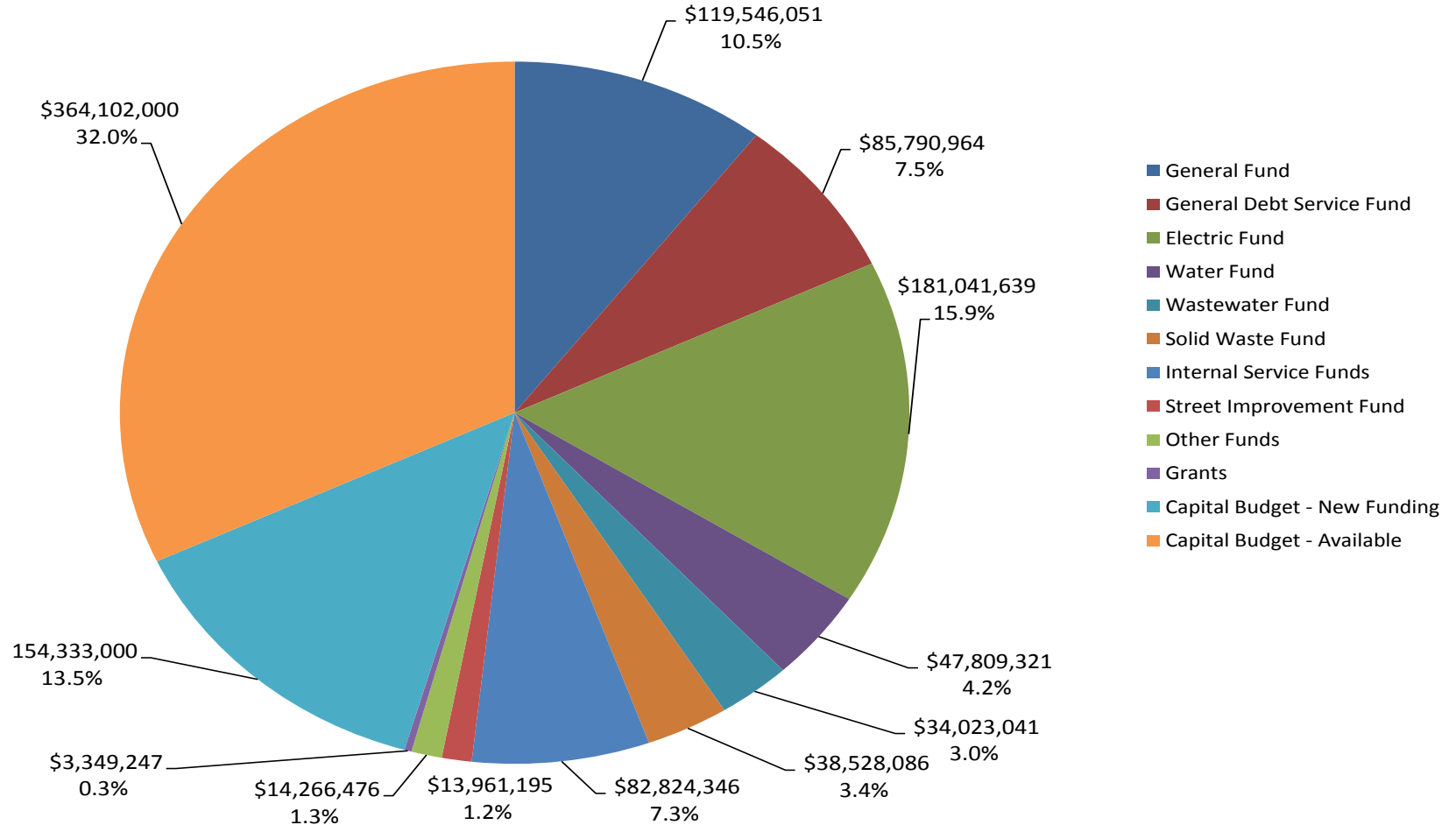
General Fund Expenditures by Function

FY 2017-18 Proposed Budget



FY 2017-18 Budget by Fund

\$1,139,575,366 for all Funds



Total Net City Budget

Revenues	2016-17 BUDGET	2017-18 PROPOSED
Operating Revenues	\$ 601,441,883	\$ 618,414,876
Grant Program	\$ 11,154,737	\$ 3,349,247
Capital Improvements Program	\$ 577,117,000	\$ 518,435,000
Total revenues	\$ 1,189,713,620	\$ 1,140,199,123
Less Interfund Transfers	\$ (207,499,101)	\$ (210,124,513)
Net Budgeted Revenue	\$ 982,214,519	\$ 930,074,610

EXPENDITURES	2016-17 BUDGET	2017-18 PROPOSED
Operating Expenditures	\$ 597,579,819	\$ 617,791,119
Grant Program	\$ 11,154,737	\$ 3,349,247
Capital Improvements Program	\$ 577,117,000	\$ 518,435,000
Total Expenditures	\$ 1,185,851,556	\$ 1,139,575,366
Less Interfund Transfers	\$ (207,499,101)	\$ (210,124,513)
Net Budgeted Expenses	\$ 978,352,455	\$ 929,450,853

- Types of Transfers
 - Internal Service Funds
 - Franchise Fees
 - Return on Investment
 - Debt Service Transfers
 - Revenue Funded Capital
 - Cost of Service Allocations

Next Steps

- ❑ Public Hearings – September 12th
- ❑ Budget Adoption – September 19th

Questions?

