

ORDINANCE NO. 23-_____

AN ORDINANCE OF THE CITY OF DENTON A TEXAS HOME-RULE MUNICIPAL CORPORATION, AUTHORIZING THE CITY MANAGER, OR DESIGNEE, TO EXECUTE AND DELIVER AN ADVANCE FUNDING AGREEMENT (“AFA”) BETWEEN THE CITY OF DENTON (“CITY”) AND TEXAS DEPARTMENT OF TRANSPORTATION (“TxDOT”) FOR FUNDING THE CITY’S MSE WALLS AESTHETICS PACKAGE PROJECT, PROVIDING FINANCIAL ASSISTANCE THROUGH THE TxDOT IH-35 CORRIDOR AESTHETICS PROJECT; CSJ 0195-03-087, IN AN AMOUNT NOT TO EXCEED ONE MILLION SIX HUNDRED NINETY-FIVE THOUSAND, FOUR HUNDRED NINETY-SEVEN AND 41/100 (\$1,695,497.41) DOLLARS; PROVIDING FOR THE EXPENDITURE OF FUNDS THEREFOR; AND PROVIDING AN EFFECTIVE DATE.

WHEREAS, the City of Denton, Texas (“Local Government”) and the State of Texas, acting by and through the Texas Department of Transportation (“TXDOT”) desire to enter into an Advance Funding Agreement (“AFA”) regarding the State Control-Section Job (CSJ) Number (0195-03-087) project described as the construction of landscaping and scenic enhancements consisting of wall aesthetics at IH-35 from North of Texas Blvd. to North of US 77 in the City of Denton; and

WHEREAS, Government Code, Chapter 791, and Transportation Code § 221.009 and Chapter 221, authorize the TxDOT to contract with municipalities for the completion of the project; and

WHEREAS, TxDOT has presented to the City the AFA reflecting the total federal funding participation in the amount of \$1,695,497.41; and

WHEREAS, the City of Denton will be responsible for any cost overruns in excess of the amounts specified in the AFA; and

WHEREAS, the City Council of the City of Denton believes it to be in the best interest of the citizens of city of Denton to authorize the City Manager to execute the AFA with TxDOT for construction of the project;

NOW, THEREFORE,

THE COUNCIL OF THE CITY OF DENTON HEREBY ORDAINS:

SECTION 1. The findings and recitations contained in the preamble of this ordinance are incorporated herein by reference as true and as if fully set forth in the body of this ordinance.

SECTION 2. The City Manager is further authorized to execute and carry out all duties and agreements to be performed by the City under the AFA, including but not limited to, the expenditure of funds, attached hereto as Exhibit “A” and made a part hereof for all purposes.

SECTION 3. In compliance with the AFA, the City Manager, or designee, is authorized to expend funds in the amount of One Million, Six Hundred Ninety-Five Thousand, Four Hundred

Ninty-Seven and 41/100 Dollars (\$1,695,497.41) for the construction of the aesthetic enhancements to the TxDOT MSE walls as shown on the plan set prepared by Kimley-Horn, Inc. for the construction of the City's MSE Walls Aesthetics Package Project which is attached hereto as Exhibit "B" in the City of Denton.

SECTION 4. The City Manager, or designee, is the City's designated, authorized official, with the power to authorize, accept, reject, alter or terminate the AFA on behalf of the City and act on behalf of the City of Denton in all matters related to the AFA and any subsequent agreements that may result.

SECTION 5. This Ordinance shall become effective immediately upon its passage and approval.

The motion to approve this Ordinance was made by _____ and seconded by _____. This Ordinance was passed and approved by the following vote [____ - ____]:

	Aye	Nay	Abstain	Absent
Mayor Gerard Hudspeth:	_____	_____	_____	_____
Vicki Byrd, District 1:	_____	_____	_____	_____
Brian Beck, District 2:	_____	_____	_____	_____
Paul Meltzer, District 3:	_____	_____	_____	_____
Joe Holland, District 4:	_____	_____	_____	_____
Brandon Chase McGee, At Large Place 5:	_____	_____	_____	_____
Chris Watts, At Large Place 6:	_____	_____	_____	_____

PASSED AND APPROVED this the _____ day of _____, 2023.

GERARD HUDSPETH, MAYOR

ATTEST:

JESUS SALAZAR, CITY SECRETARY

BY: _____

APPROVED AS TO LEGAL FORM:

MACK REINWAND, CITY ATTORNEY

BY: _____

EXHIBIT A

(Advance Funding Agreement)

CCSJ #		0195-03-087	
AFA CSJs		0195-03-087	
District #	18	AFA ID	Z00008166
Code Chart 64 #		11400	
Project Name		IH 35 from US 380 to US 77 North of Denton	

STATE OF TEXAS §

COUNTY OF TRAVIS §

**ADVANCE FUNDING AGREEMENT FOR VOLUNTARY
LOCAL GOVERNMENT CONTRIBUTIONS
TO TRANSPORTATION IMPROVEMENT PROJECTS
WITH NO REQUIRED MATCH
ON-SYSTEM**

THIS AGREEMENT is made by and between the State of Texas, acting by and through the **Texas Department of Transportation** called the “State”, and the **City of Denton**, acting by and through its duly authorized officials, called the “Local Government”. The State and Local Government shall be collectively referred to as “the parties” hereinafter.

WITNESSETH

WHEREAS, federal law establishes federally funded programs for transportation improvements to implement its public purposes, and

WHEREAS, Transportation Code, Chapters 201 and 221, authorize the State to lay out, construct, maintain, and operate a system of streets, roads, and highways that comprise the State Highway System; and

WHEREAS, Government Code, Chapter 791, and Transportation Code, §201.209 and Chapter 221, authorize the State to contract with municipalities and political subdivisions; and

WHEREAS, the Texas Transportation Commission passed Minute Order Number **115550, 116073 and 116522** authorizing the State to undertake and complete a highway improvement generally described as reconstruction improvements at IH 35 from US 380 to North of US 77 in the City of Denton; and

WHEREAS, the Local Government has requested that the State allow the Local Government to participate in said improvement by funding that portion of the improvement described as **the construction enhancements consisting of wall aesthetics at IH-35 from North of Texas Blvd. to North of US 77 in the City of Denton** (Project); and

WHEREAS, the State has determined that such participation is in the best interest of the citizens of the state;

NOW, THEREFORE, in consideration of the premises and of the mutual covenants and agreements of the parties, to be by them respectively kept and performed as set forth in this Agreement, it is agreed as follows:

CCSJ #		0195-03-087	
AFA CSJs		0195-03-087	
District #	18	AFA ID	Z00008166
Code Chart 64 #		11400	
Project Name		IH 35 from US 380 to US 77 North of Denton	

AGREEMENT

1. Period of the Agreement

This Agreement becomes effective when signed by the last party whose signing makes the Agreement fully executed. This Agreement shall remain in full force and effect until the Project has been completed and accepted by all parties or unless terminated as provided below.

2. Project Funding and Work Responsibilities

- A. The State will authorize the performance of only those Project items of work which the Local Government has requested and has agreed to pay for as described in Attachment A, Payment Provision and Work Responsibilities (Attachment A) which is attached to and made a part of this contract. In addition to identifying those items of work paid for by payments to the State, Attachment A also specifies those Project items of work that are the responsibility of the Local Government and will be carried out and completed by the Local Government, at no cost to the State.
- B. At least sixty (60) days prior to the date set for receipt of the construction bids, the Local Government shall remit its financial share for the State's estimated construction oversight and construction costs.
- C. In the event that the State determines that additional funding by the Local Government is required at any time during the Project, the State will notify the Local Government in writing. The Local Government shall make payment to the State within thirty (30) days from receipt of the State's written notification.
- D. Whenever funds are paid by the Local Government to the State under this Agreement, the Local Government shall remit a check or warrant made payable to the "Texas Department of Transportation" or may use the State's Automated Clearing House (ACH) system for electronic transfer of funds in accordance with instructions provided by TxDOT's Finance Division. The funds shall be deposited and managed by the State and may only be applied by the State to the Project.

3. Right of Access

If the Local Government is the owner of any part of the Project site, the Local Government shall permit the State or its authorized representative access to the site to perform any activities required to execute the work.

4. Adjustments Outside the Project Site

The Local Government will provide for all necessary right of way and utility adjustments needed for performance of the work on sites not owned or to be acquired by the State.

5. Responsibilities of the Parties

The State and the Local Government agree that neither party is an agent, servant, or employee of the other party and each party agrees it is responsible for its individual acts and deeds as well as the acts and deeds of its contractors, employees, representatives, and agents.

CCSJ #		0195-03-087	
AFA CSJs		0195-03-087	
District #	18	AFA ID	Z00008166
Code Chart 64 #		11400	
Project Name		IH 35 from US 380 to US 77 North of Denton	

6. Document and Information Exchange

The Local Government agrees to electronically deliver to the State all general notes, specifications, contract provision requirements and related documentation in a Microsoft® Word or similar document. If requested by the State, the Local Government will use the State's document template. The Local Government shall also provide a detailed construction time estimate including types of activities and month in the format required by the State. This requirement applies whether the local government creates the documents with its own forces or by hiring a consultant or professional provider. At the request of the State, the Local Government shall submit any information required by the State in the format directed by the State.

7. Interest

The State will not pay interest on funds provided by the Local Government. Funds provided by the Local Government will be deposited into, and retained in, the State Treasury.

8. Inspection and Conduct of Work

Unless otherwise specifically stated in Attachment A, the State will supervise and inspect all work performed hereunder and provide such engineering inspection and testing services as may be required to ensure that the Project is accomplished in accordance with the approved plans and specifications. All correspondence and instructions to the contractor performing the work will be the sole responsibility of the State. Unless otherwise specifically stated in Attachment A to this contract, all work will be performed in accordance with the *Standard Specifications for Construction and Maintenance of Highways, Streets, and Bridges* adopted by the State and incorporated in this agreement by reference, or special specifications approved by the State.

9. Increased Costs

If any existing or future local ordinances, commissioners court orders, rules, policies, or other directives, including but not limited to outdoor advertising billboards and storm water drainage facility requirements, are more restrictive than State or Federal Regulations, or if any other locally proposed changes, including but not limited to plats or replats, result in increased cost to the department for a highway improvement project, then any increased costs associated with the ordinances or changes will be paid by the Local Government. The cost of providing right of way acquired by the State shall mean the total expenses in acquiring the property interests either through negotiations or eminent domain proceedings, including but not limited to expenses related to relocation, removal, and adjustment of eligible utilities.

10. Insurance

If this Agreement authorizes the Local Government or its contractor to perform any work on State right of way, before beginning work the entity performing the work shall provide the State with a fully executed copy of the State's Form 1560 Certificate of Insurance verifying the existence of coverage in the amounts and types specified on the Certificate of Insurance for all persons and entities working on State right of way. This coverage shall be maintained until all work on the State right of way is complete. If coverage is not

CCSJ #		0195-03-087	
AFA CSJs		0195-03-087	
District #	18	AFA ID	Z00008166
Code Chart 64 #		11400	
Project Name		IH 35 from US 380 to US 77 North of Denton	

maintained, all work on State right of way shall cease immediately, and the State may recover damages and all costs of completing the work.

11. Project Maintenance

The Local Government shall be responsible for maintenance of locally owned roads and locally owned facilities after completion of the work. The State shall be responsible for maintenance of the State highway system after completion of the work if the work was on the State highway system, unless otherwise provided for in Attachment A or existing maintenance agreements with the Local Government.

12. Termination

- A. This agreement may be terminated in the following manner:
 - 1. By mutual written agreement and consent of both parties;
 - 2. By either party upon the failure of the other party to fulfill the obligations set forth in this agreement; or
 - 3. By the State if it determines that the performance of the Project is not in the best interest of the State.
- B. If the agreement is terminated in accordance with the above provisions, the Local Government will be responsible for the payment of Project costs incurred by the State on behalf of the Local Government up to the time of termination.
- C. Upon completion of the Project, the State will perform an audit of the Project costs. Any funds due to the Local Government, the State, or the Federal Government will be promptly paid by the owing party.

13. Notices

All notices to either party by the other required under this agreement shall be delivered personally or sent by certified or U.S. mail, postage prepaid or sent by electronic mail, (electronic notice being permitted to the extent permitted by law but only after a separate written consent of the parties), addressed to such party at the following addresses:

Local Government:	State:
City of Denton ATTN: City Manager 401 N. Elm Street Denton, Texas 76201	Texas Department of Transportation ATTN: Director of Contract Services 125 E. 11 th Street Austin, TX 78701

All notices shall be deemed given on the date so delivered or so deposited in the mail, unless otherwise provided in this agreement. Either party may change the above address by sending written notice of the change to the other party. Either party may request in writing that such notices shall be delivered personally or by certified U.S. mail and such request shall be honored and carried out by the other party.

CCSJ #		0195-03-087	
AFA CSJs		0195-03-087	
District #	18	AFA ID	Z00008166
Code Chart 64 #		11400	
Project Name		IH 35 from US 380 to US 77 North of Denton	

14. Sole Agreement

In the event the terms of the agreement are in conflict with the provisions of any other existing agreements between the Local Government and the State, the latest agreement shall take precedence over the other agreements in matters related to the Project.

15. Successors and Assigns

The State and the Local Government each binds itself, its successors, executors, assigns, and administrators to the other party to this agreement and to the successors, executors, assigns, and administrators of such other party in respect to all covenants of this agreement.

16. Amendments

By mutual written consent of the parties, this agreement may be amended in writing prior to its expiration.

17. State Auditor

Pursuant to Texas Government Code § 2262.154, the state auditor may conduct an audit or investigation of any entity receiving funds from the state directly under the contract or indirectly through a subcontract under the contract. Acceptance of funds directly under the contract or indirectly through a subcontract under this contract acts as acceptance of the authority of the state auditor, under the direction of the legislative audit committee, to conduct an audit or investigation in connection with those funds. An entity that is the subject of an audit or investigation must provide the state auditor with access to any information the state auditor considers relevant to the investigation or audit.

18. Signatory Warranty

Each signatory warrants that the signatory has necessary authority to execute this Agreement on behalf of the entity represented.

CCSJ #		0195-03-087	
AFA CSJs		0195-03-087	
District #	18	AFA ID	Z00008166
Code Chart 64 #		11400	
Project Name		IH 35 from US 380 to US 77 North of Denton	

THIS AGREEMENT IS EXECUTED by the State and the Local Government.

THE STATE OF TEXAS

THE LOCAL GOVERNMENT

Signature

Signature

Kenneth Stewart
Typed or Printed Name

Sara Hensley
Typed or Printed Name

Director of Contract Services
Typed or Printed Title

City Manager
Typed or Printed Title

Date

Date

CCSJ #		0195-03-087	
AFA CSJs		0195-03-087	
District #	18	AFA ID	Z00008166
Code Chart 64 #		11400	
Project Name		IH 35 from US 380 to US 77 North of Denton	

ATTACHMENT A PAYMENT PROVISION AND WORK RESPONSIBILITIES

The Local Government will fund the construction of landscaping and scenic enhancements consisting of wall aesthetics at IH-35 from North of Texas Blvd. to North of US 77 in the City of Denton. The Local Government will be responsible for all construction costs and overruns.

Description	Total Estimated Cost	Federal Participation		State Participation		Local Participation	
Construction (by State)	\$1,452,495.00	0%	\$0.00	0%	\$0.00	100%	\$1,452,495.00
Direct State Costs @ 12.13%	\$176,187.64	0%	\$0.00	0%	\$0.00	100%	\$176,187.64
Subtotal	\$1,628,682.64	\$0.00		\$0.00		\$1,628,682.64	
Indirect State Costs 4.60%	\$66,814.77	0%	\$0.00	0%	\$0	100%	\$66,814.77
TOTAL	\$1,695,497.41	\$0.00		\$0		\$1,695,497.41	

Total Estimated Local Government Participation = \$1,695,497.41

Total Estimated Payment by the Local Government to the State on full execution of this Agreement = \$1,695,497.41

This is an estimate. The final amount of the Local Government participation will be based on actual costs.

Project Maintenance by the Local Government

Upon completion of the project by the State, the Local Government will assume responsibility for the cost and overruns associated with the maintenance of the project to include repair, replacement, repainting, and/or other required or needed maintenance work of the wall aesthetic enhancements in the City of Denton.

Upon written notification and approval by the State, the Local Government shall maintain the project in accordance with applicable State roadway maintenance manuals and standards.

EXHIBIT B

(Construction Plan Set)

FINAL PLANS

NAME OF CONTRACTOR: _____
DATE OF LETTING: _____
DATE WORK BEGAN: _____
DATE WORK COMPLETED: _____
DATE WORK ACCEPTED: _____
SUMMARY OF CHANGE ORDERS:

CITY OF DENTON

IH-35 CORRIDOR ISSUE FOR BID
WALLS AESTHETIC PACKAGE

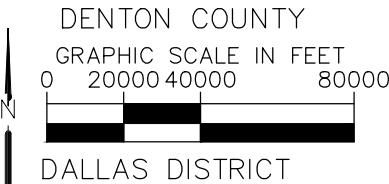
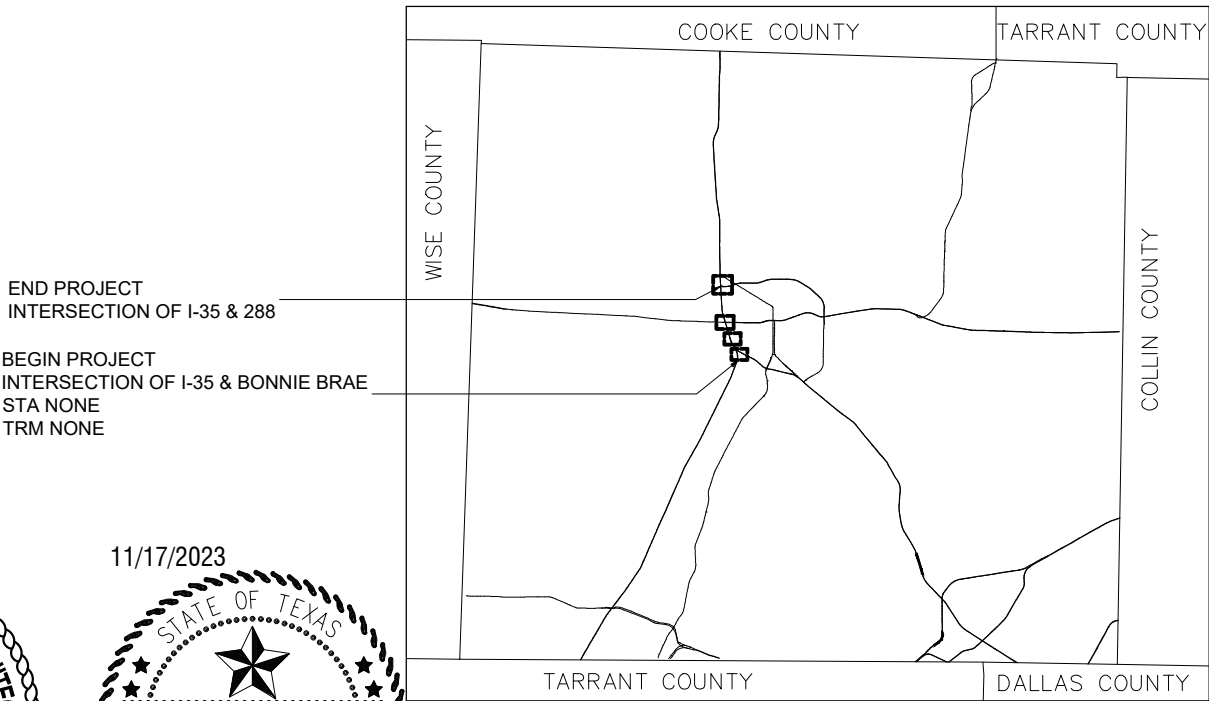
FEDERAL AID
PROJECT NO.

CCSJ: 0195-03-087

INTERSTATE 35
DENTON COUNTY

LIMITS: INTERSECTION OF IH-35 & LOOP 288
INTERSECTION OF IH-35 & UNIVERSITY DRIVE
INTERSECTION OF IH-35 & WEST OAK STREET
INTERSECTION OF IH-35 & BONNIE BRAE

TYPE OF WORK: FOR THE CONSTRUCTION OF LANDSCAPE AND SCENIC ENHANCEMENT
CONSISTING OF: WALL AESTHETICS




DESIGN IM	FED.RD. DIV.NO. 6	FEDERAL AID NO.		HIGHWAY NO. IH-35
GRAPHICS KB	STATE	DISTRICT	COUNTY	SHEET NO.
CHECK NA	TEXAS	DAL	DENTON	01
CHECK JC	CONTROL	SECTION	JOB	
	0195	03	087	

DESIGN SPEEDS = N/A

NOTE: (Use the following note for Federal Aid projects)
SPECIFICATIONS ADOPTED BY THE TEXAS DEPARTMENT OF TRANSPORTATION, NOVEMBER 1, 2014, AND THE CONTRACT PROVISIONS LISTED AND DATED AS FOLLOWS SHALL GOVERN ON THIS PROJECT: REQUIRED CONTRACT PROVISIONS FOR ALL FEDERAL-AID CONSTRUCTION CONTRACTS (FORM FHWA 1273, JULY 5, 2022)

Kimley»Horn
® Texas Registered Engineering Firm F-928
and
SUBMITTED FOR REVIEW 11/17/2023
JONATHAN R. CAMBELL, R.L.A.
LANDSCAPE ARCHITECT OR PROJECT MANAGER
601 E. HICKORY ST
DENTON, TX 76205
CONCURRENCE 11/17/2023
GARY PACKAN
DIRECTOR OF DENTON
PARKS & RECREATION

PLANS PREPARED BY:



WORK WAS COMPLETED ACCORDING
TO THE PLANS AND CONTRACT. 11/17/2023



EQUATIONS:
EXCEPTIONS:
RAILROAD CROSSINGS: N/A

Signature of Registrant _____, P.E.
& _____ Date

TEXAS DEPARTMENT OF TRANSPORTATION

SUBMITTED FOR LETTING		RECOMMENDED FOR LETTING	
	, P.E.		, P.E.
DIRECTOR OF OPERATIONS		DIRECTOR OF TRANSPORTATION PLANNING & DEVELOPMENT	
RECOMMENDED FOR LETTING		APPROVED FOR LETTING:	
	, P.E.		, P.E.
AREA ENGINEER		DISTRICT ENGINEER	

INDEX OF SHEETS

SHEET	DESCRIPTION
<u>I. GENERAL</u>	
01	TITLE SHEET
02	INDEX OF SHEETS
03	PROJECT CONTEXT
04	GENERAL NOTES
05	ESTIMATE & QUANTITIES SHEET

<u>II. TRAFFIC CONTROL PLAN</u>	
NONE	

<u>III. ROADWAY DETAILS</u>	
NONE	

<u>IV. RETAINING WALL DETAILS</u>	
06-13	INTERSECTION OF I-35 & BONNIE BRAE
14-21	INTERSECTION OF I-35 & WEST OAK STREET
22-37	INTERSECTION OF I-35 & UNIVERSITY DRIVE
38-45	INTERSECTION OF I-35 & LOOP 288
46	BRIDGE BENTS
47-52	ALUMINUM MEDALLION DETAILS
53	STRUCTURAL DETAILS

<u>V. DRAINAGE DETAILS</u>	
NONE	

<u>VI. UTILITIES</u>	
NONE	

<u>VII. BRIDGES</u>	
NONE	

<u>VIII. TRAFFIC ITEMS</u>	
NONE	

SHEET	DESCRIPTION
<u>IX. ENVIRONMENTAL ISSUES</u>	
NONE	

<u>X. MISCELLANEOUS ITEMS</u>	
NONE	





Kimley»Horn
6160 Warren Parkway
Suite 210
Frisco, Texas 75034
Tel. No. (972) 335-3580
F-928

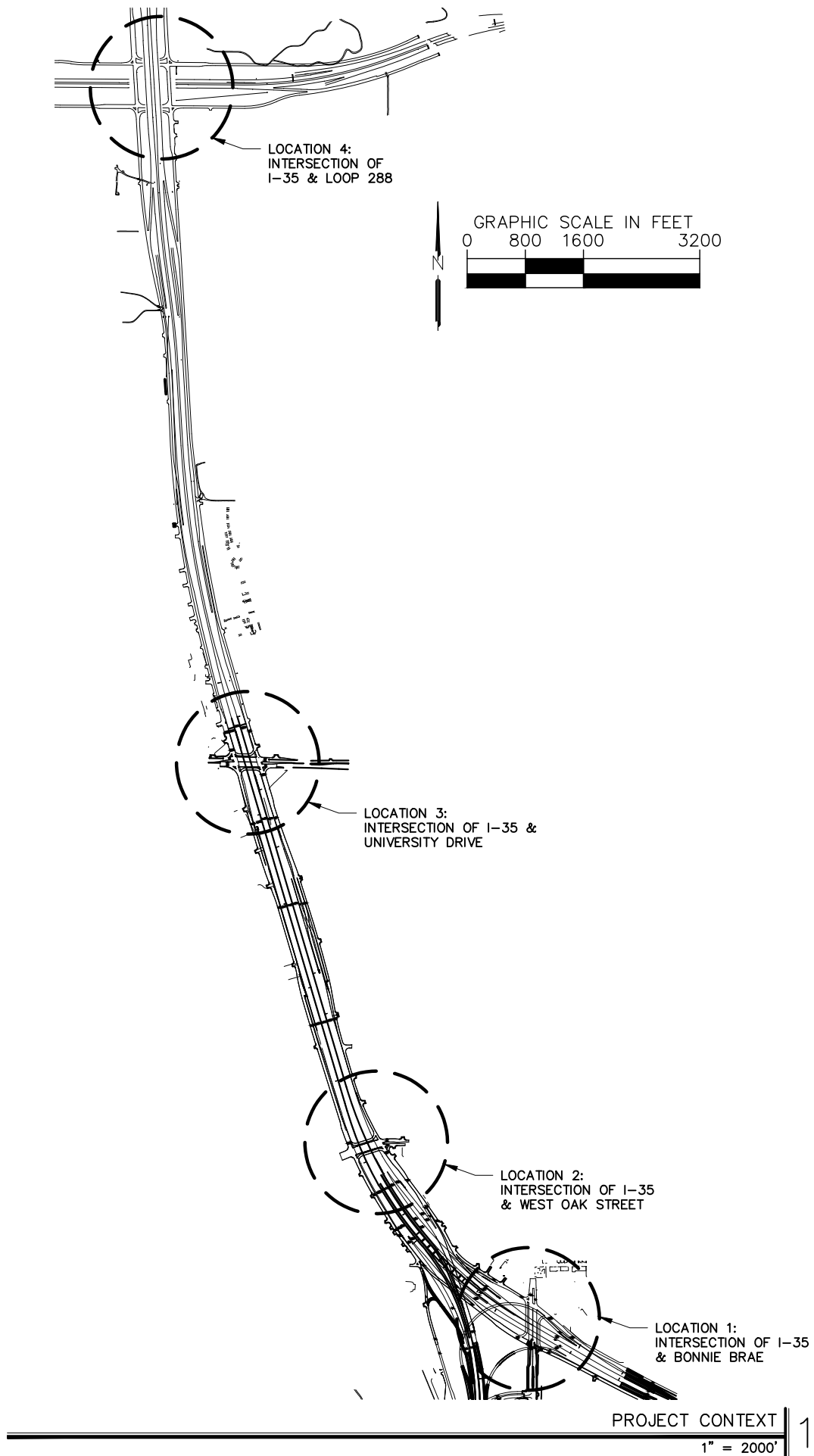


TXDOT I-35 WALLS AESTHETIC PACKAGE
DENTON, TX
INDEX OF SHEETS


DESIGN	FED. RD. DIV. NO.	FEDERAL AID PROJECT NO.		HIGHWAY NO.
IM	6	N/A		IH-35
GRAPHICS	KB	STATE	DISTRICT	COUNTY
CHECK	NA	TEXAS	DAL	DENTON
CHECK	NA	CONTROL	SECTION	JOB
JC	0195	03	087	02

PLOTTED: 4/6/2023 3:01 PM
 FILENAME: K:\FRI_LA\TXDOT I-35 - DENTON\DESIGN\04 CD\PLANSHEET\PROJECT CONTEXT.DWG

\$\$\$SCALE\$\$\$
 BY: KATIE URDIALES



11/17/2023



Kimley»Horn
6160 Warren Parkway
Suite 210
Frisco, Texas 75034
F-928
Tel. No. (972) 335-3580



Texas Department of
Transportation © 2023

**TXDOT I-35 WALLS AESTHETIC
PACKAGE**
DENTON, TX
PROJECT CONTEXT

DESIGN	FED. RD. DIV. NO.	FEDERAL AID PROJECT NO.		HIGHWAY NO.
IM	6	N/A		IH-35
GRAPHICS				
KB	STATE	DISTRICT	COUNTY	SHEET NO.
CHECK	TEXAS	DAL	DENTON	03
NA	CONTROL	SECTION	JOB	
CHECK	0195	03	087	
JC				

11/16/2023 4:29 PM
K:\FRI_LA\TXDOT I-35 - DENTON\DESIGN\04 CD\PLANSHEET\COVER SHEET.DWG

\$\$\$SCALE\$\$\$

BY: IGNACIO.MEJIA

GENERAL NOTES

- SUBMIT SHOP DRAWINGS TO ENGINEER FOR APPROVAL BY LANDSCAPE ARCHITECT PRIOR TO DEVELOPING ANY TEST PANELS
- AT LEAST TEN DAYS IN ADVANCE OF STARTING CONSTRUCTION OF THE FORMS, THE CONTRACTOR SHALL CONSTRUCT TEST PANELS FOR APPROVAL BY THE LANDSCAPE ARCHITECT. THE SURFACE TEXTURE AND COLOR SHALL BE AS SPECIFIED IN PLANS.
- THE APPROVED TEST PANELS WILL THEN BE THE STANDARD OF COMPARISON FOR DETAIL,WORKMANSHIP, AND SURFACE FINISHES FOR AL OTHER PANELS.
- ALL FORM LINERS TO BE SMOOTH FINISH.
- AN 'OR EQUAL' FORMLINER PRODUCT MAY BE ACCEPTED WITH PRIOR WRITTEN APPROVAL FROM THE CITY OF DENTON.
- ALL PANEL COLORS TO BE FEDERAL STANDARD PER LEGEND.
- CAD FILES FOR ALL GRAPHIC IMAGES WILL BE PROVIDED BY THE CITY OF DENTON.
- TXDOT TO CONFIRM TOP AND BOTTOM WALL ELEVATIONS.

MEDALLION GENERAL NOTES & SPECIAL SPECIFICATION

- REFERENCE NOTES ON SHEETS 47-53

Special Specification 6296
Decorative Medallion Assembly with Light Emitting Diode (LED) Backlighting



1. DESCRIPTION

Furnish the materials, equipment, labor, and incidentals necessary for installing Decorative Medallion Assembly with LED backlighting as designated on the plans and as directed.

2. MATERIALS

Provide new materials that comply with the details shown on the plans, the requirements of this Item, and the pertinent requirements of the following Items:

- Item 445, "Galvanizing,"
- Item 441, "Steel Structures,"
- Item 442, "Metal for Structures,"
- Item 446, "Field Cleaning and Painting Steel,"
- Item 616, "Performance Testing of Lighting Systems,"
- Item 618, "Conduit," and
- Item 620, "Electrical Conductors."

Unless otherwise shown on the plans, provide new materials that comply with the requirements of the NEC, UL, and NEMA.

Materials include conduit, conductors, cables, fixtures, enclosures, LED drivers, LED strips, decorative medallion, distribution box, transformer, mounting assemblies, and incidental components for installation of the decorative medallion assembly with LED backlighting system.

3. CONSTRUCTION

Install the decorative medallion assembly with LED backlighting in accordance with the details and dimensions shown on the plans and as directed.

Ensure all circuits test clear of faults, grounds, and open circuits. Ensure the system will conform to NEC requirements.

Final acceptance of the system will not be made until the system operates satisfactorily for a period of 14 days (this includes energizing and de-energizing the lighting circuits at dusk and dawn).


4. MEASUREMENT

This Item will be measured as each unit, complete in place.

5. PAYMENT

The work performed and material furnished in accordance with this Item and measured as provided under "Measurement" will be paid for at the unit price bid for "Decorative Medallion Assembly with LED Backlighting." This price is full compensation for furnishing, installing and testing LEDs, LED drivers, decorative medallion, distribution box, transformer, fixtures, conduit, conductors, cables, enclosures, mounting assemblies and internal connections of equipment, and for manipulations, labor, tools, equipment, and incidentals necessary to complete the work.

New conduit from the electrical service to the decorative medallion assembly will be paid for under Item 618. New conductors from the electrical service to the decorative medallion assembly will be paid for under Item 620. New ground boxes will be paid for under Item 624. New electrical services will be paid for under Item 628.



CITY OF DENTON

Kimley»Horn

6160 Warren Parkway
Suite 210
Frisco, Texas 75034

F-928
Tel. No. (972) 335-3580



TXDOT I-35 WALLS AESTHETIC PACKAGE
DENTON, TX
GENERAL NOTES

DESIGN	FED. RD. DIV. NO.	FEDERAL AID PROJECT NO.		HIGHWAY NO.
IM	6	N/A		IH-35
GRAPHICS	KB	STATE	DISTRICT	COUNTY
CHECK	NA	TEXAS	DAL	DENTON
CHECK	NA	CONTROL	SECTION	JOB
JC	0195	03	087	04


11/16/2023 4:29 PM
K:\FRI_LLA\TXDOT I-35 - DENTON\DESIGN\04 CD\PLANSHEET\COVER SHEET.DWG
BY: IGNACIO.MEJIA
\$\$\$\$\$SCALE\$\$\$\$\$

BID MATERIAL QUANTITIES_LOCATION 1: INTERSECTION OF I-35 & BONNIE BRAE										
CSJ # 0195-03-087		ITEM 0423 6001	ITEM 0423 6040							
		RETAINING WALL (MSE)	RETAINING WALL (MSE) (SPECIAL)							
LOCATION	AREA	(SF)	(SF)							
1	WALL A	0	1344							
1	WALL B	0	0							
1	WALL C	489	2369							
1	WALL D	0	0							
	SUBTOTALS	489	3713							
	TOTALS	489	3713							

BID MATERIAL QUANTITIES_LOCATION 2: INTERSECTION OF I-35 & WEST OAK STREET										
CSJ # 0195-03-087		ITEM 0423 6001	ITEM 0423 6040							
		RETAINING WALL (MSE)	RETAINING WALL (MSE) (SPECIAL)							
LOCATION	AREA	(SF)	(SF)							
2	WALL A	485	1217							
2	WALL B	0	0							
2	WALL C	1057	2496							
2	WALL D	0	0							
	SUBTOTALS	1542	3713							
	TOTALS	1542	3713							

BID MATERIAL QUANTITIES_LOCATION 3: INTERSECTION OF I-35 & UNIVERSITY DRIVE										
CSJ # 0195-03-087		ITEM 0423 6001	ITEM 0423 6040	ITEM 0423 6296						
		RETAINING WALL (MSE)	RETAINING WALL (MSE) (SPECIAL)	DECORATIVE MEDALLION ASSEMBLY WITH LIGHT EMITTING DIODE (LED) BACKLIGHTING						
LOCATION	AREA	(SF)	(SF)	(EA)						
3	WALL A	1383	1547	1						
3	WALL B	1193	1387	0						
3	WALL C	926	1010	0						
3	WALL D	895	1147	1						
	SUBTOTALS	4397	5091	2						
	TOTALS	4397	5091	2						

BID MATERIAL QUANTITIES_LOCATION 4: INTERSECTION OF I-35 & LOOP 288										
CSJ # 0195-03-087		ITEM 0423 6001	ITEM 0423 6040							
		RETAINING WALL (MSE)	RETAINING WALL (MSE) (SPECIAL)							
LOCATION	AREA	(SF)	(SF)							
4	WALL A	571	1373							
4	WALL B	760	1179							
4	WALL C	509	1433							
4	WALL D	52	1498							
	SUBTOTALS	1892	5483							
	TOTALS	1892	5483							



11/17/2023



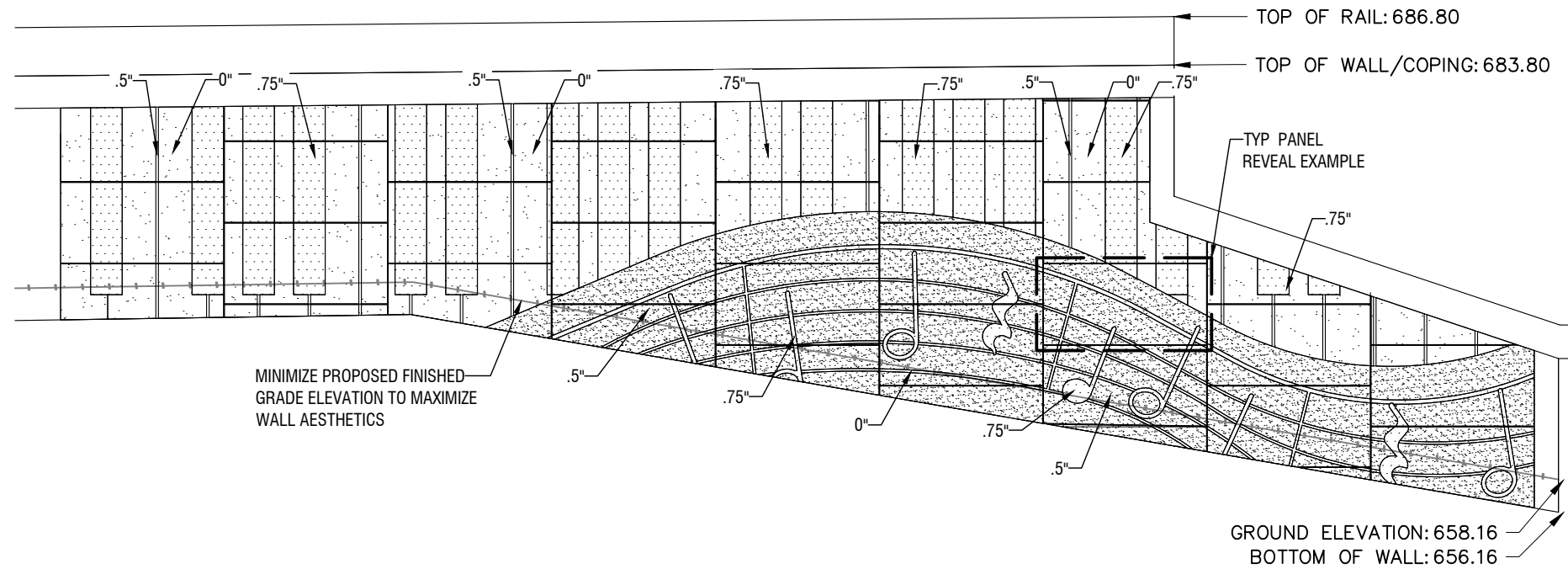
Kimley»Horn
6160 Warren Parkway
Suite 210
Frisco, Texas 75034
F-928
Tel. No. (972) 335-3580



Texas Department of
Transportation ©2023

**TXDOT I-35 WALLS AESTHETIC
PACKAGE**
DENTON, TX
ESTIMATE & QUANTITIES

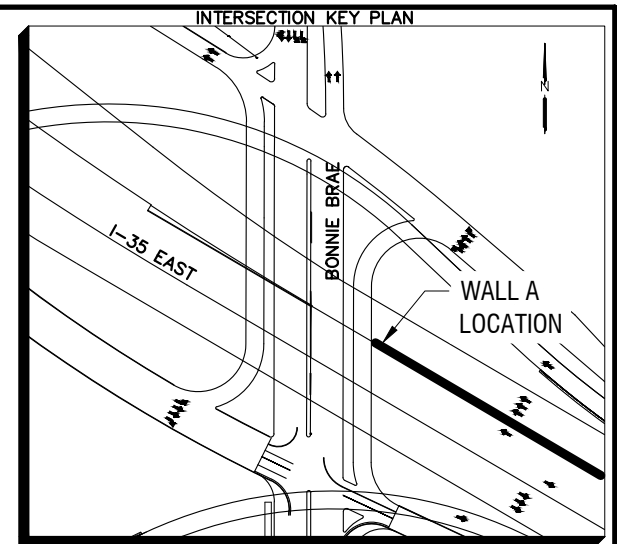
DESIGN	FED. RD. DIV. NO.	FEDERAL AID PROJECT NO.		HIGHWAY NO.
IM	6	N/A		IH-35
GRAPHICS	KB	STATE	DISTRICT	COUNTY
CHECK	NA	TEXAS	DAL	DENTON
CHECK	NA	CONTROL	SECTION	JOB
JC	0195	03	087	05



MSE WALL A PANEL REVEAL ELEVATION

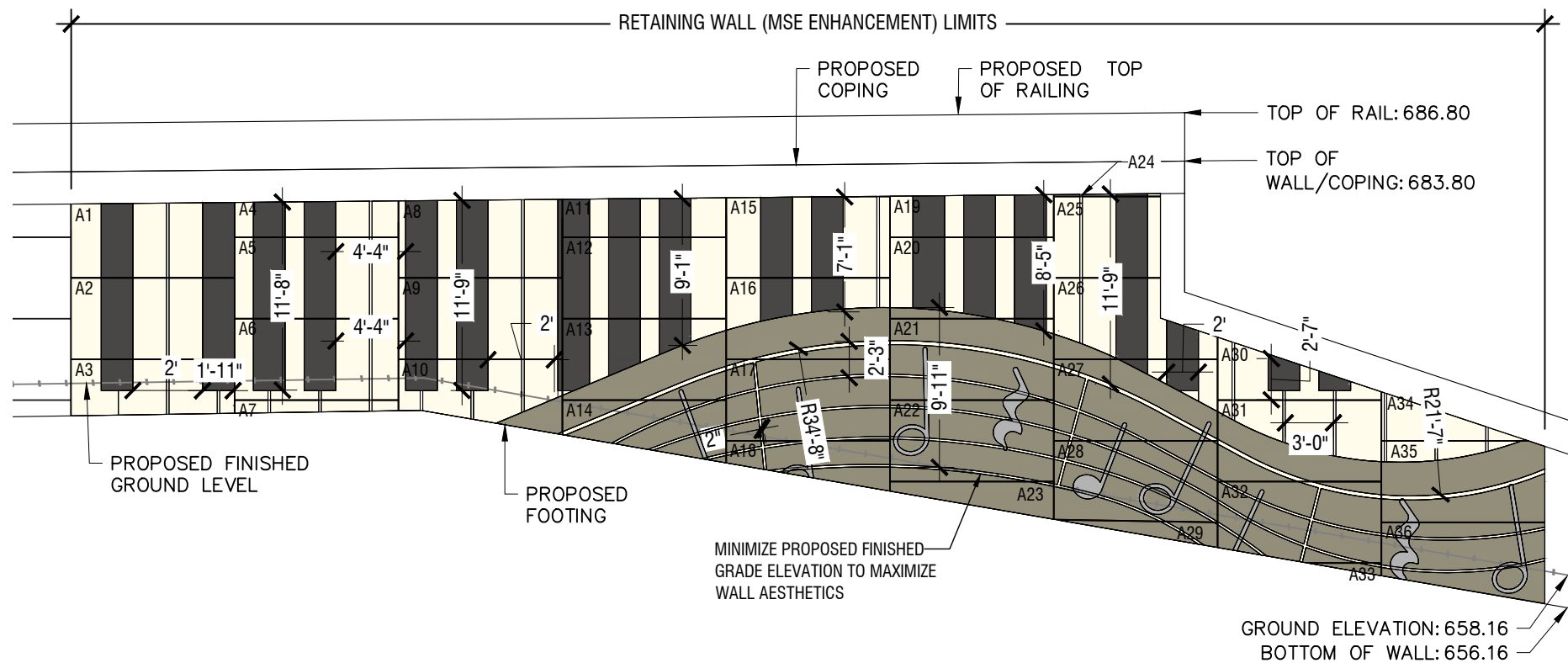
Scale: 1"=10'

2



PANEL RELIEF ELEVATIONS - THIS SHEET

FORM LINER - FEDERAL STANDARD 27886 SMOOTH FINISH		+ 0"
FORM LINER - FEDERAL STANDARD 24201 SMOOTH FINISH		+ .5"
FORM LINER - FEDERAL STANDARD 24201 SMOOTH FINISH		+ .75"



MSE WALL A DIMENSION ELEVATION

Scale: 1"=10'

1



11/17/2023



Kimley»Horn
 6160 Warren Parkway
 Suite 210
 Frisco, Texas 75034
 Tel. No. (972) 335-3580



TXDOT I-35 WALLS AESTHETIC PACKAGE

DENTON, TX

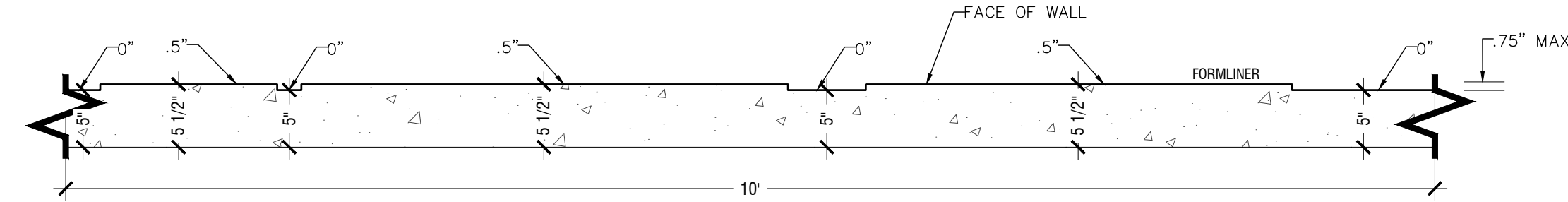
RETAINING WALL DETAILS

INTERSECTION OF I-35 & BONNIE BRAE

DESIGN	FED. RD. DIV. NO.	FEDERAL AID PROJECT NO.	HIGHWAY NO.
IM	6	N/A	IH-35
GRAPHICS	STATE	DISTRICT	COUNTY
KB	TEXAS	DAL	DENTON
CHECK	CONTROL	SECTION	JOB
NA	0195	03	087
CHECK			
JC			

PLOTTED: 11/17/2023 4:47 PM
 FILENAME: K:\FRI_LA\TXDOT I-35 - DENTON\DESIGN\04_CD\PLANSHEET\INTERSECTION OF I-35 & BONNIE BRAE.DWG

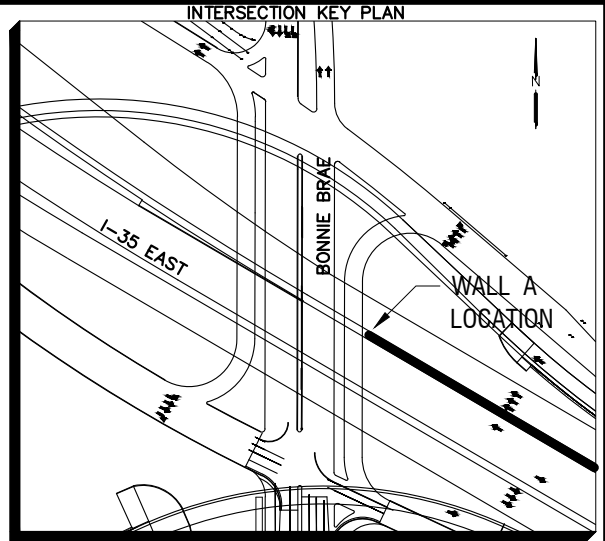
\$\$\$SCALE\$\$\$
 BY: JOSIAH NOLTING
 K:\FRI_LA\TXDOT I-35 - DENTON\DESIGN\04_CD\PLANSHEET\INTERSECTION OF I-35 & BONNIE BRAE.DWG



MSE WALL A SECTION (TYP)

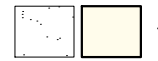
Scale: 1"=1'

2




PANEL RELIEF ELEVATIONS - THIS SHEET

- FORM LINER -
FEDERAL STANDARD
27886 SMOOTH FINISH
- FORM LINER -
FEDERAL STANDARD
24201 SMOOTH FINISH
- FORM LINER -
FEDERAL STANDARD
24201 SMOOTH FINISH



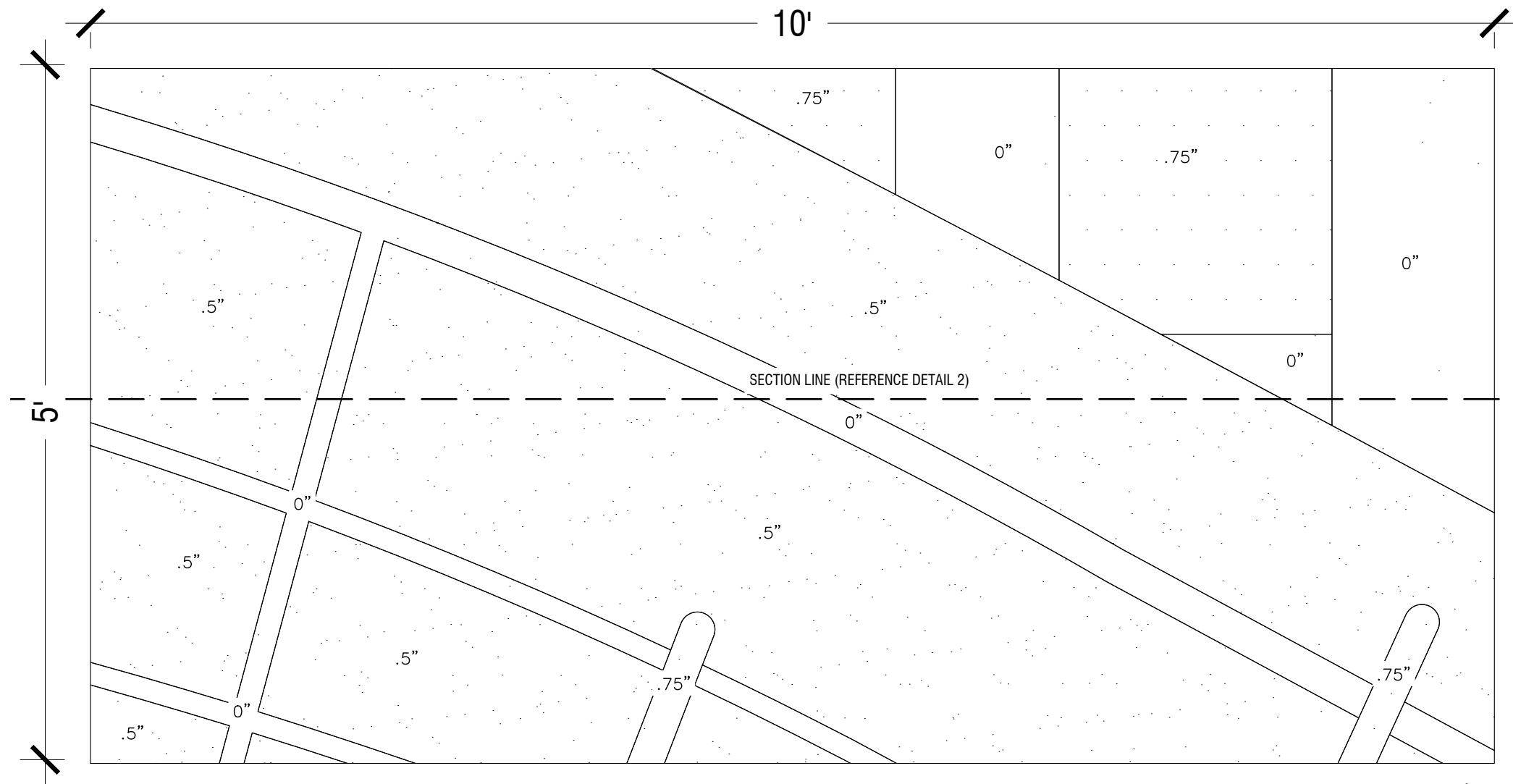
+ 0"



+ .5"



+ .75"



MSE PANEL REVEAL ELEVATION (TYP)

Scale: 1"=1'


1



11/17/2023



6160 Warren Parkway
Suite 210
Frisco, Texas 75034
Tel. No. (972) 335-3580



TXDOT I-35 WALLS AESTHETIC PACKAGE

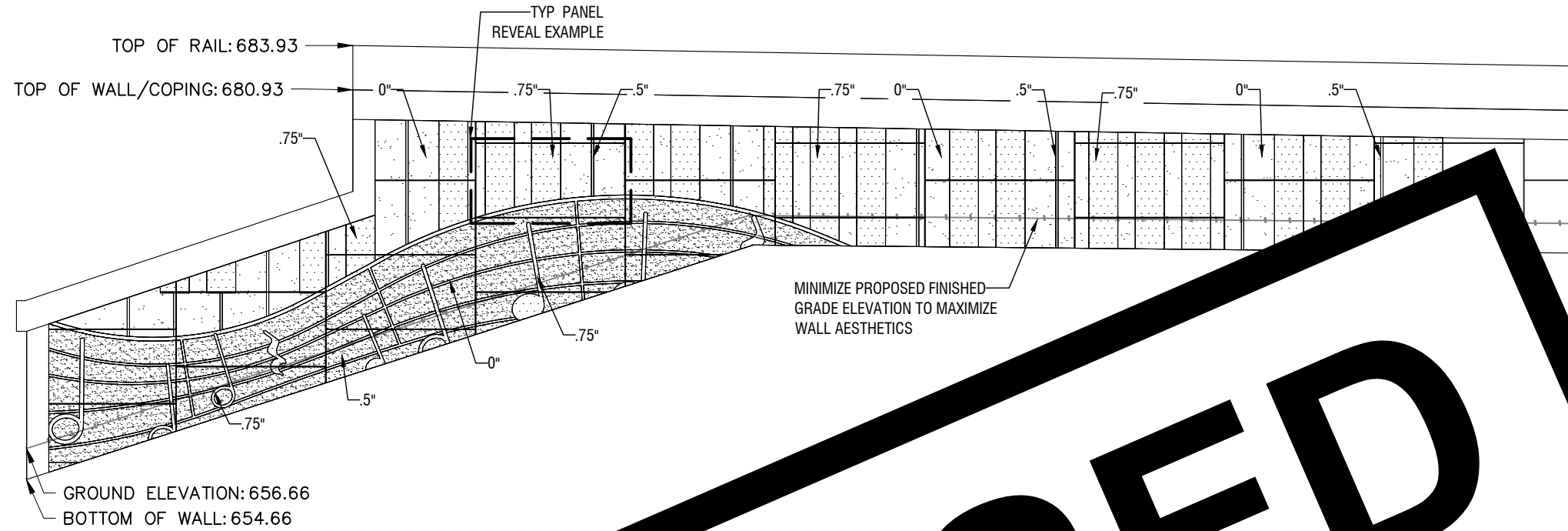
DENTON, TX

RETAINING WALL DETAILS
INTERSECTION OF I-35 & BONNIE BRAE

DESIGN	FED. RD. DIV. NO.	FEDERAL AID PROJECT NO.		HIGHWAY NO.
IM	6	N/A		IH-35
GRAPHICS	KB	STATE	DISTRICT	COUNTY
CHECK	NA	TEXAS	DAL	DENTON
CHECK	JC	CONTROL	SECTION	JOB
		0195	03	087

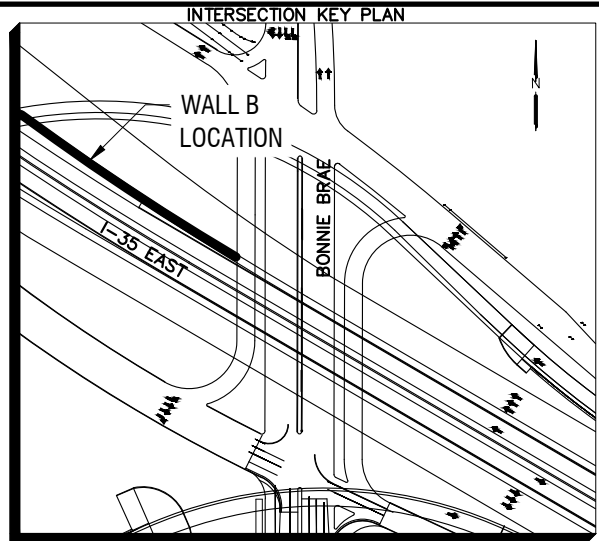
07

11/17/2023 4:47 PM
FILENAME: K:\FRI_LA\TXDOT I-35 - DENTON\DESIGN\04_CD\PLANSHEET\INTERSECTION OF I-35 & BONNIE BRAE.DWG
BY: JOSIAH NOLTING
\$\$\$SCALE\$\$\$



REL ELEVATION
Scale: 1"=10'

2



- PANEL RELIEF ELEVATIONS - THIS SHEET
- FORM LINER -
FEDERAL STANDARD
27886 SMOOTH FINISH + 0"
- FORM LINER -
FEDERAL STANDARD
24201 SMOOTH FINISH + .5"
- FORM LINER -
FEDERAL STANDARD
24201 SMOOTH FINISH + .75"



11/17/2023



Kimley»Horn
6160 Warren Parkway
Suite 210
Frisco, Texas 75034
Tel. No. (972) 335-3580
F-928

Texas Department of
Transportation ©2023

**TXDOT I-35 WALLS AESTHETIC
PACKAGE**

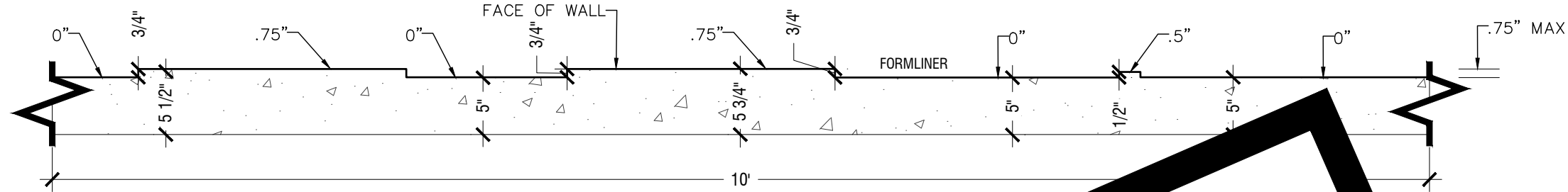
**DENTON, TX
RETAINING WALL DETAILS
INTERSECTION OF I-35 & BONNIE BRAE**

DESIGN	FED. RD. DIV. NO.	FEDERAL AID PROJECT NO.		HIGHWAY NO.
IM	6	N/A		IH-35
GRAPHICS	KB	STATE	DISTRICT	COUNTY
CHECK	NA	TEXAS	DAL	DENTON
CHECK	JC	CONTROL	SECTION	JOB
		0195	03	087

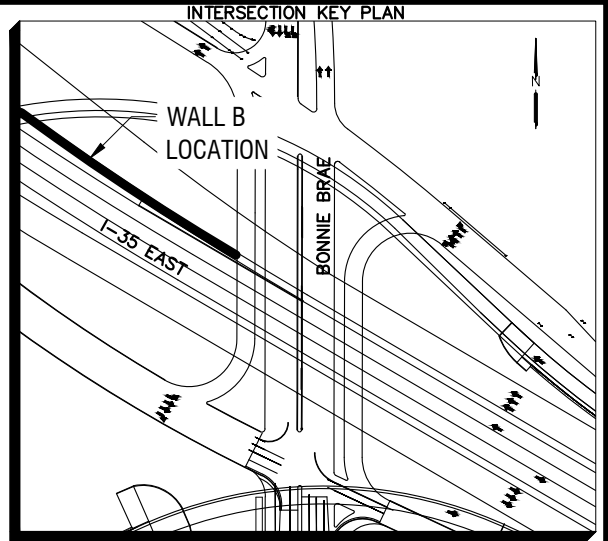
MSE WALL B DIMENSION ELEVATION

Scale: 1"=10'

1



B SECTION (TYP) 2
 Scale: 1"=1'



PANEL RELIEF ELEVATIONS - THIS SHEET

FORM LINER - FEDERAL STANDARD 27886 SMOOTH FINISH		+ 0"
FORM LINER - FEDERAL STANDARD 24201 SMOOTH FINISH		+ .5"
FORM LINER - FEDERAL STANDARD 24201 SMOOTH FINISH		+ .75"

11/17/2023

Kimley»Horn
 6160 Warren Parkway
 Suite 210
 Frisco, Texas 75034
 Tel. No. (972) 335-3580

Texas Department of Transportation ©2023

TXDOT I-35 WALLS AESTHETIC PACKAGE

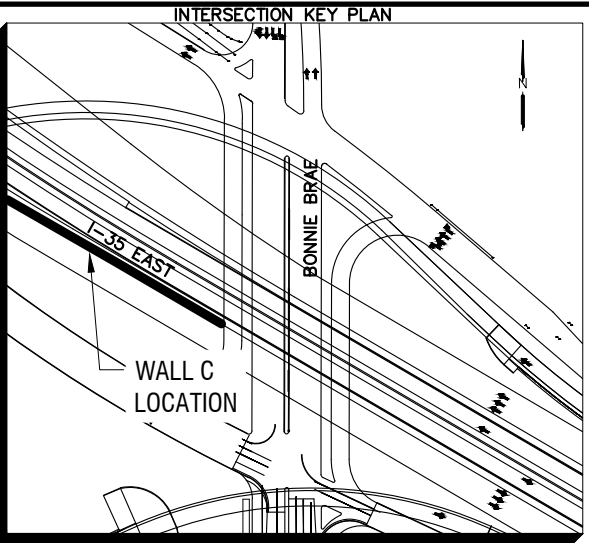
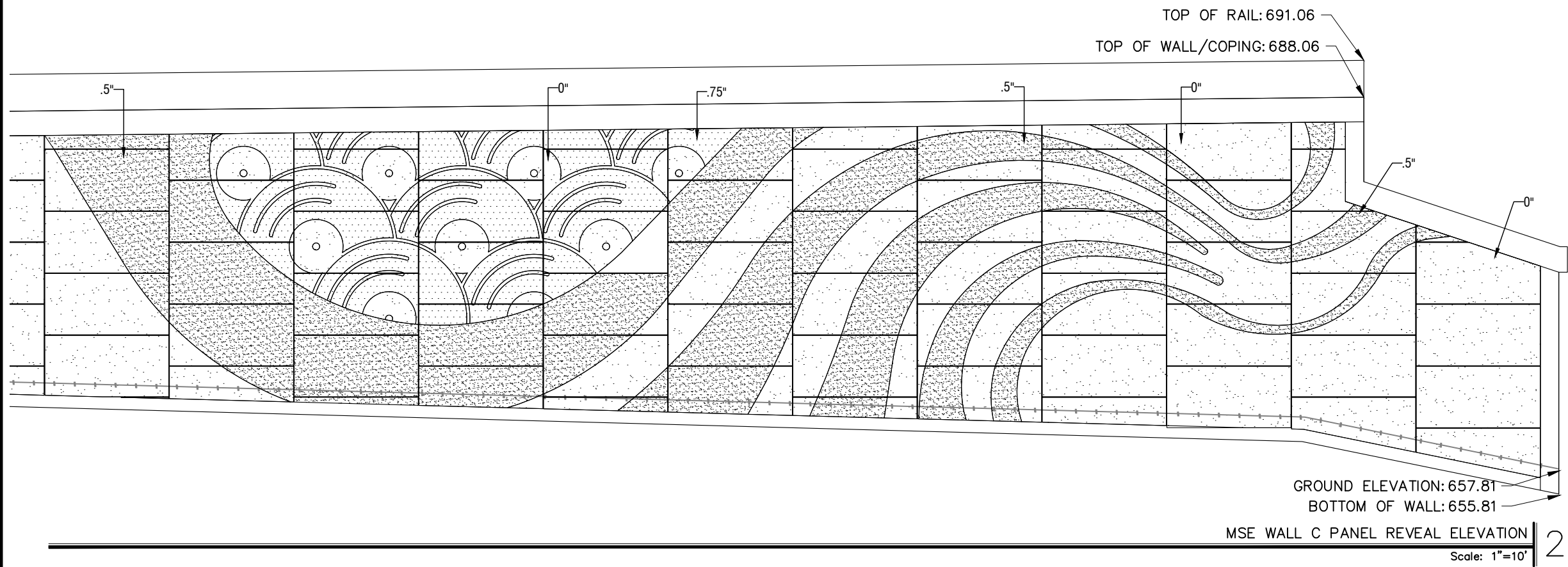
DENTON, TX

RETAINING WALL DETAILS

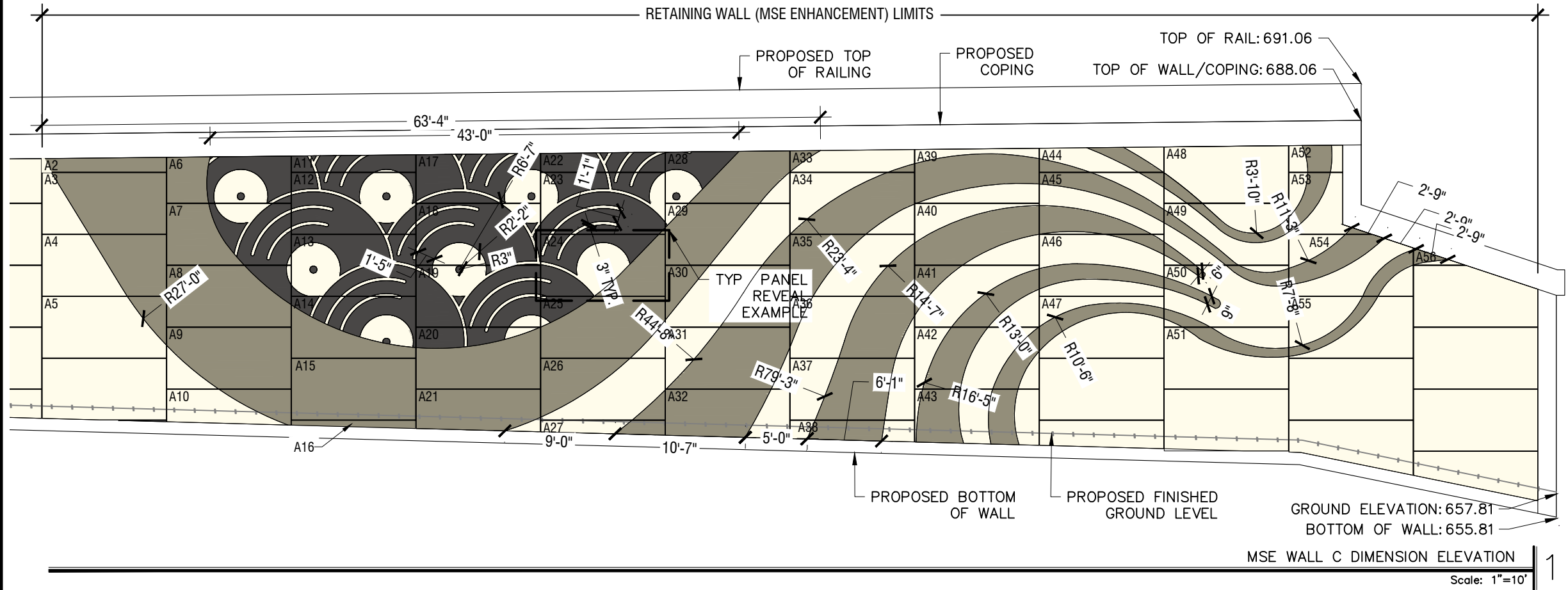
INTERSECTION OF I-35 & BONNIE BRAE

DESIGN	FED. RD. DIV. NO.	FEDERAL AID PROJECT NO.		HIGHWAY NO.
IM	6	N/A		IH-35
GRAPHICS	KB	STATE	DISTRICT	COUNTY
CHECK	NA	TEXAS	DAL	DENTON
CHECK	JC	CONTROL	SECTION	JOB
		0195	03	087

MSE PANEL REVEAL ELEVATION (TYP) 1
 Scale: 1"=1'



- PANEL RELIEF ELEVATIONS - THIS SHEET
- FORM LINER -
FEDERAL STANDARD
27886 SMOOTH FINISH + 0"
- FORM LINER -
FEDERAL STANDARD
24201 SMOOTH FINISH + .5"
- FORM LINER -
FEDERAL STANDARD
16081 SMOOTH FINISH + .75"



11/17/2023



Kimley»Horn
6160 Warren Parkway
Suite 210
Frisco, Texas 75034
Tel. No. (972) 335-3580

Texas Department of
Transportation ©2023

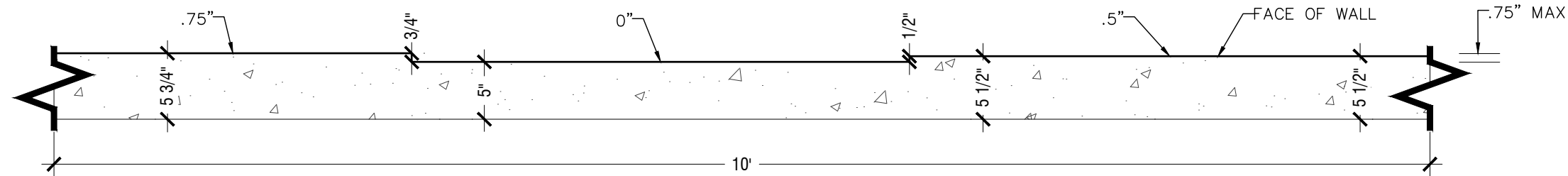
**TXDOT I-35 WALLS AESTHETIC
PACKAGE**

DENTON, TX
RETAINING WALL DETAILS
INTERSECTION OF I-35 & BONNIE BRAE

DESIGN	FED. RD. DIV. NO.	FEDERAL AID PROJECT NO.	HIGHWAY NO.
IM	6	N/A	IH-35
GRAPHICS	STATE	DISTRICT	COUNTY
KB	TEXAS	DAL	DENTON
CHECK	CONTROL	SECTION	JOB
NA	0195	03	087
CHECK			
JC			

PLOTTED: 11/17/2023 4:47 PM
 FILENAME: K:\FRI_LA\TXDOT I-35 - DENTON\DESIGN\04_CD\PLANSHEET\INTERSECTION OF I-35 & BONNIE BRAE.DWG

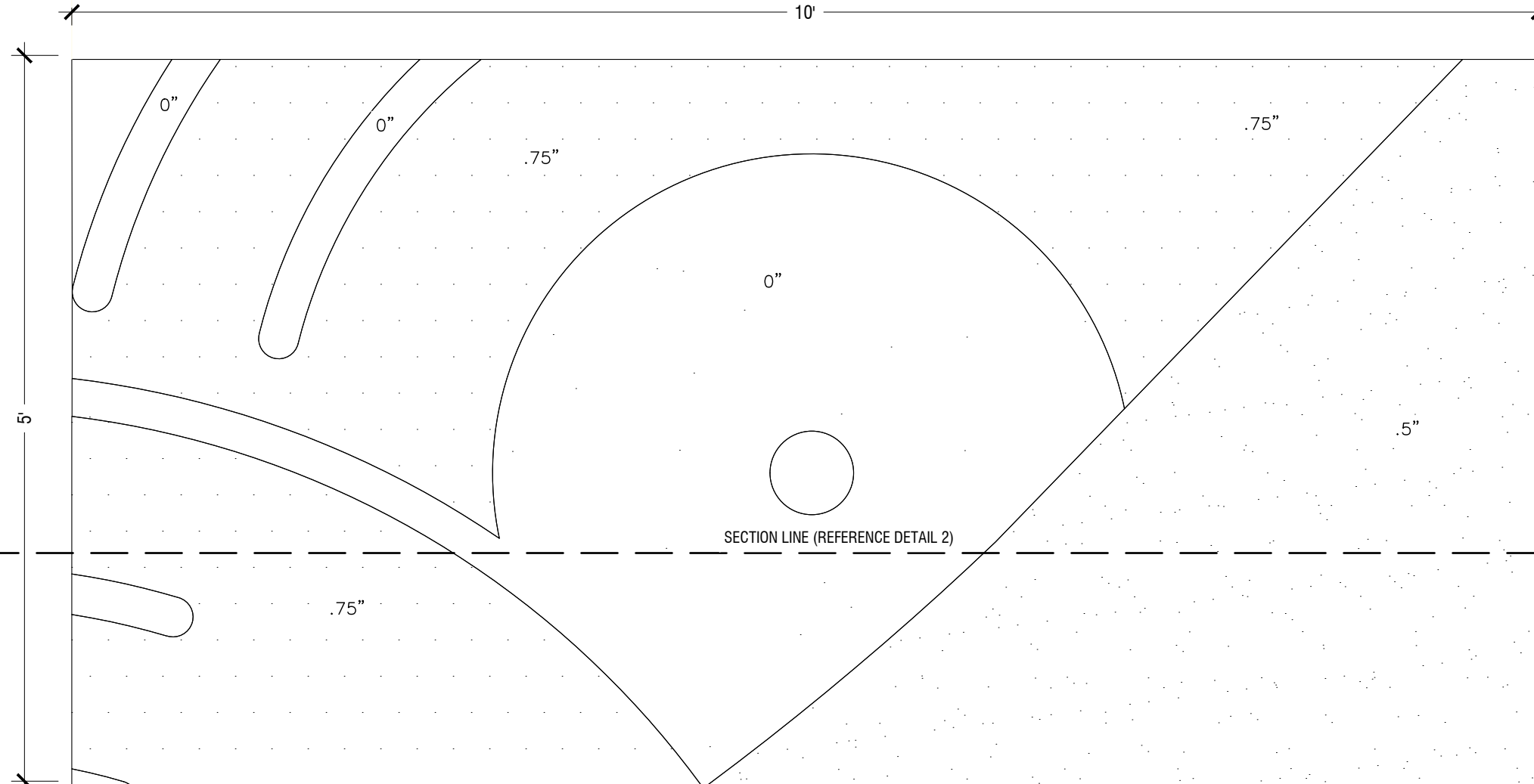
\$\$\$SCALE\$\$\$
 BY: JOSIAH NOLTING
 K:\FRI_LA\TXDOT I-35 - DENTON\DESIGN\04_CD\PLANSHEET\INTERSECTION OF I-35 & BONNIE BRAE.DWG



MSE WALL C SECTION (TYP)

Scale: 1"=1'

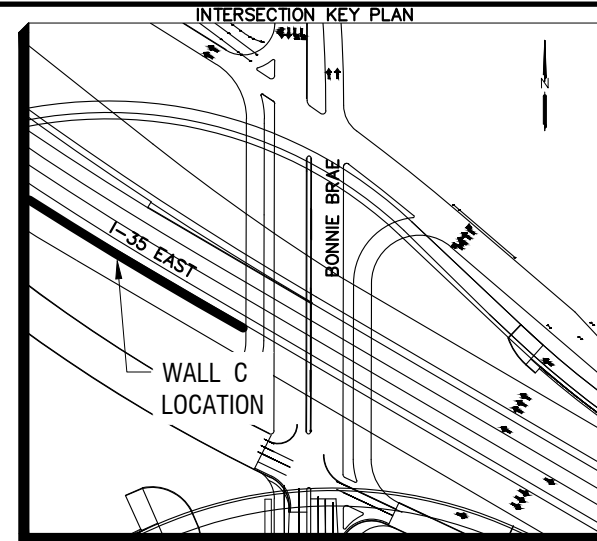
1






MSE PANEL REVEAL ELEVATION (TYP)

Scale: 1"=1'

1



PANEL RELIEF ELEVATIONS - THIS SHEET

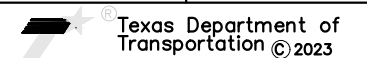
FORM LINER - FEDERAL STANDARD 27886 SMOOTH FINISH		+ 0"
FORM LINER - FEDERAL STANDARD 24201 SMOOTH FINISH		+ .5"
FORM LINER - FEDERAL STANDARD 16081 SMOOTH FINISH		+ .75"



11/17/2023



Kimley»Horn
6160 Warren Parkway
Suite 210
Frisco, Texas 75034
Tel. No. (972) 335-3580
F-928



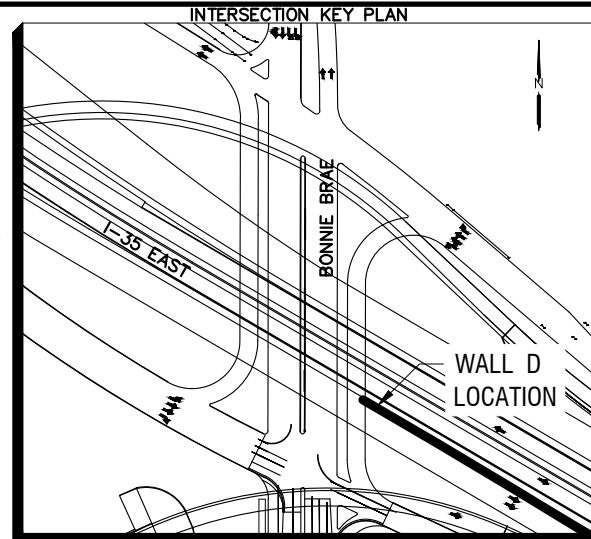
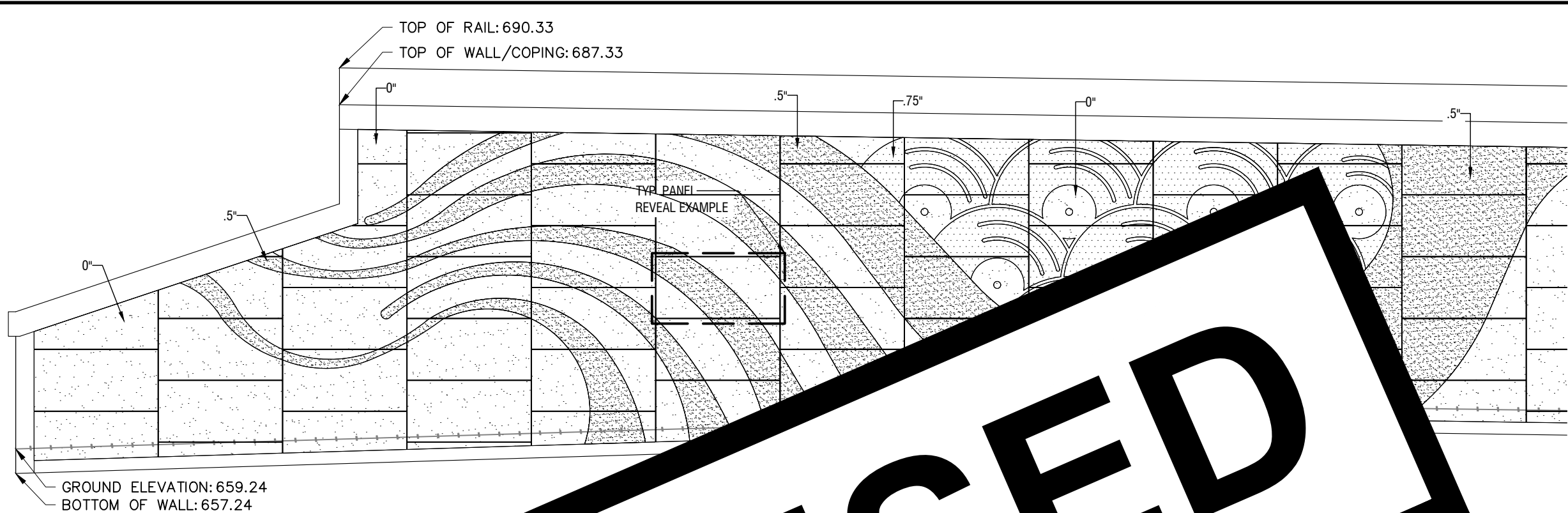
TXDOT I-35 WALLS AESTHETIC PACKAGE
DENTON, TX
RETAINING WALL DETAILS
INTERSECTION OF I-35 & BONNIE BRAE

DESIGN	FED. RD. DIV. NO.	FEDERAL AID PROJECT NO.		HIGHWAY NO.
IM	6	N/A		IH-35
GRAPHICS	KB	STATE	DISTRICT	COUNTY
CHECK	NA	TEXAS	DAL	DENTON
CHECK	JC	CONTROL	SECTION	JOB
		0195	03	087
				11

11/17/2023 4:47 PM
K:\FRI_LA\TXDOT I-35 - DENTON\DESIGN\04 CD\PLANSHEET\INTERSECTION OF I-35 & BONNIE BRAE.DWG

BY: JOSIAH NOLTING
BONNIE BRAE

\$\$\$SCALE\$\$\$



PANEL RELIEF ELEVATIONS - THIS SHEET

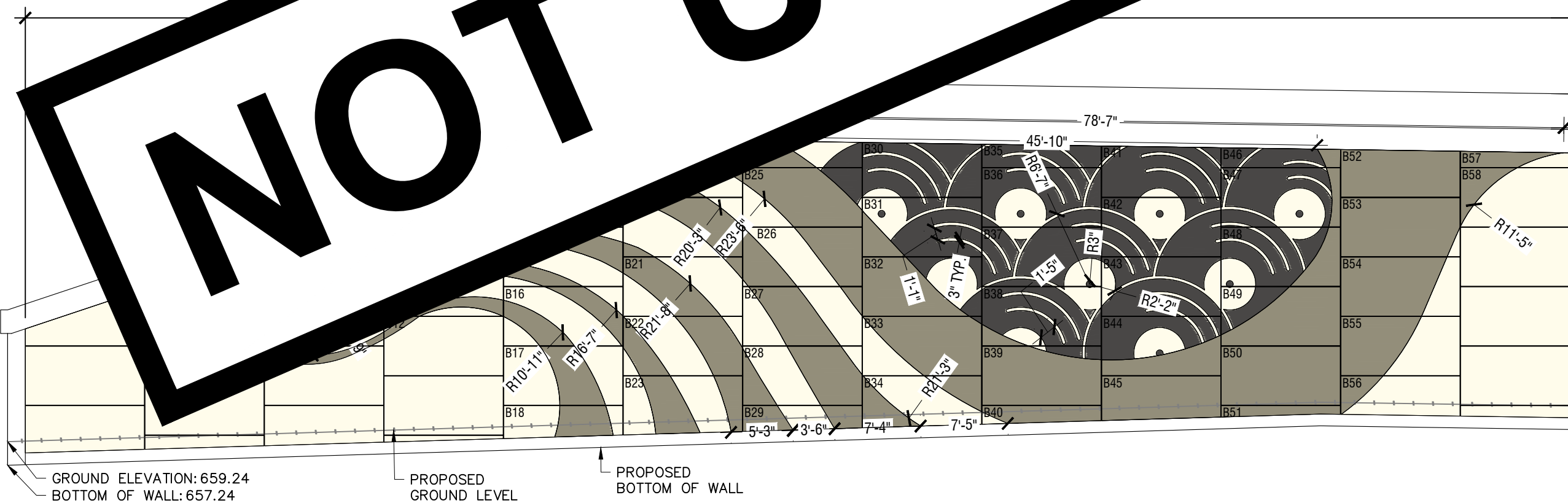
FORM LINER -
FEDERAL STANDARD
27886 SMOOTH FINISH + 0"

FORM LINER -
FEDERAL STANDARD
24201 SMOOTH FINISH + .5"

FORM LINER -
FEDERAL STANDARD
16081 SMOOTH FINISH + .75"


REVEAL ELEVATION
Scale: 1"=10'

2



MSE WALL D DIMENSION ELEVATION

Scale: 1"=10'



11/17/2023



Kimley»Horn
F-928
6160 Warren Parkway
Suite 210
Frisco, Texas 75034
Tel. No. (972) 335-3580

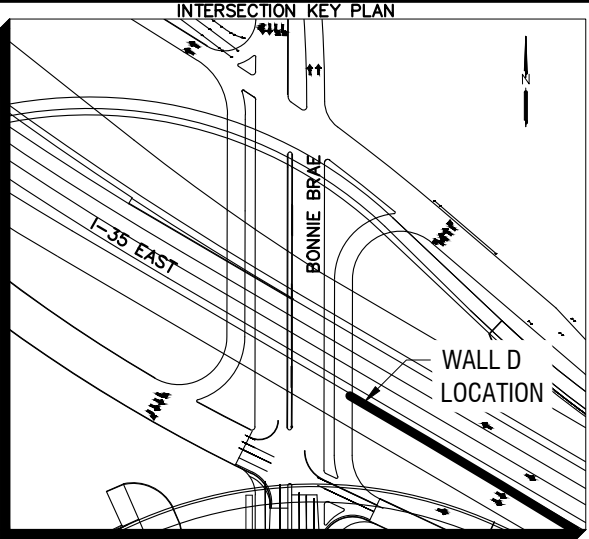
Texas Department of
Transportation © 2023

TXDOT I-35 WALLS AESTHETIC PACKAGE

DENTON, TX
RETAINING WALL DETAILS
INTERSECTION OF I-35 & BONNIE BRAE


DESIGN	FED. RD. DIV. NO.	FEDERAL AID PROJECT NO.	HIGHWAY NO.
IM	6	N/A	IH-35
GRAPHICS			
KB	STATE	DISTRICT	COUNTY
CHECK	TEXAS	DAL	DENTON
NA	CONTROL	SECTION	JOB
CHECK	0195	03	087
JC			

12



PANEL RELIEF ELEVATIONS - THIS SHEET

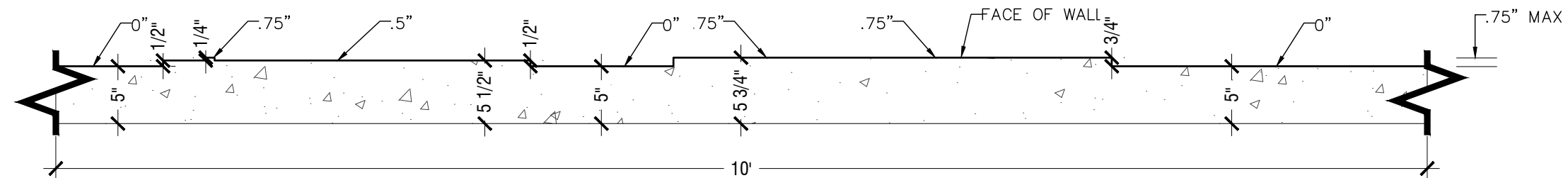
FORM LINER - FEDERAL STANDARD 27886 SMOOTH FINISH		+ 0"
FORM LINER - FEDERAL STANDARD 24201 SMOOTH FINISH		+ .5"
FORM LINER - FEDERAL STANDARD 16081 SMOOTH FINISH		+ .75"



TXDOT I-35 WALLS AESTHETIC PACKAGE

DENTON, TX
RETAINING WALL DETAILS
INTERSECTION OF I-35 & BONNIE BRAE

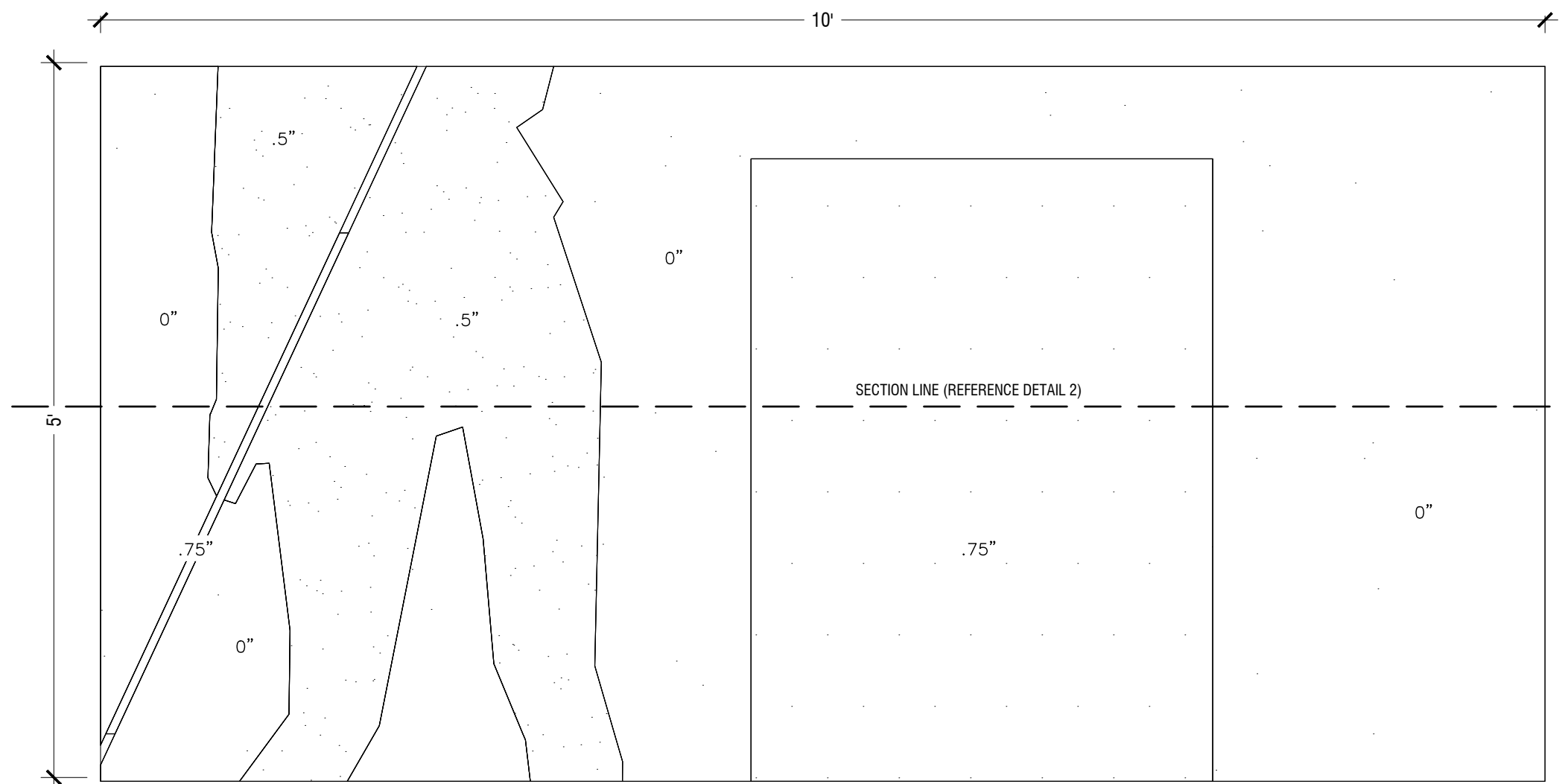
DESIGN	FED. RD. DIV. NO.	FEDERAL AID PROJECT NO.		HIGHWAY NO.
IM	6	N/A		IH-35
GRAPHICS	KB	STATE	DISTRICT	COUNTY
CHECK	NA	TEXAS	DAL	DENTON
CHECK	JC	CONTROL	SECTION	JOB
		0195	03	087
				13



MSE WALL A SECTION (TYP)

Scale: 1"=1'

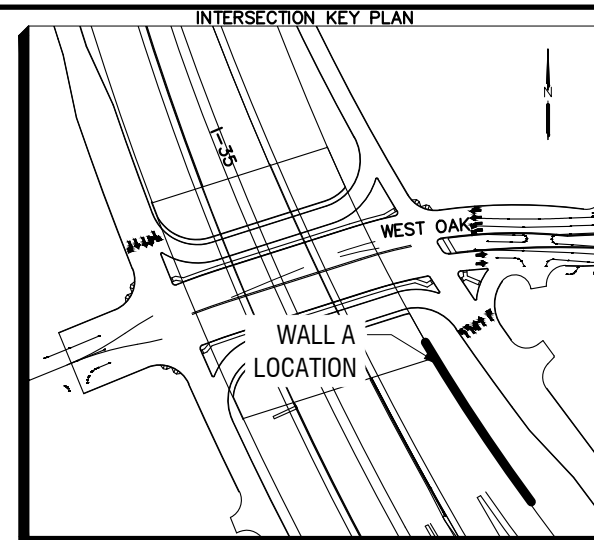
2



MSE PANEL REVEAL ELEVATION (TYP)

Scale: 1"=1'

1



PANEL RELIEF ELEVATIONS – THIS SHEET

FORM LINER -
FEDERAL STANDARD
13275 SMOOTH FINISH

 $+ 0''$


FORM LINER -
FEDERAL STANDARD
27886 SMOOTH FINISH

 $+ .5$

FORM LINER -
FEDERAL STANDARD
24201 SMOOTH FINISH



+ .7



11/17/2023



Kimley»»Horr

6160 Warren Parkway
Suite 210
Frisco, Texas 75034

Tel. N
(972) 335-358



® Texas Department of Transportation © 2023

TXDOT I-35 WALLS AESTHETIC
PACKAGE

DENTON, TX


RETAINING WALL DETAILS

INTERSECTION OF I-35 & WEST OAK STREET

DESIGN	FED. RD.	FEDERAL AID PROJECT NO.		HIGHWAY
IM	DIV. NO.			NO.
GRAPHICS	6	N/A		IH-35
KB	STATE	DISTRICT	COUNTY	SHEET
CHECK	TEXAS	DAL	DENTON	NO.
NA	CONTROL	SECTION	JOB	15
CHECK				
JC	0195	03	087	

5/4/2023 7:06 PM
K:\FRI_LA\TXDOT I-35 - DENTON\DESIGN\04_CD\PLANSHEET\INTERSECTION OF I-35 & WEST OAK STREET.DWG
BY: JOSIAH NOLTING
PLOT: 5/4/2023 7:06 PM
FILENAME: K:\FRI_LA\TXDOT I-35 - DENTON\DESIGN\04_CD\PLANSHEET\INTERSECTION OF I-35 & WEST OAK STREET.DWG

\$\$\$SCALE\$\$\$




PANEL RELIEF ELEVATIONS - THIS SHEET

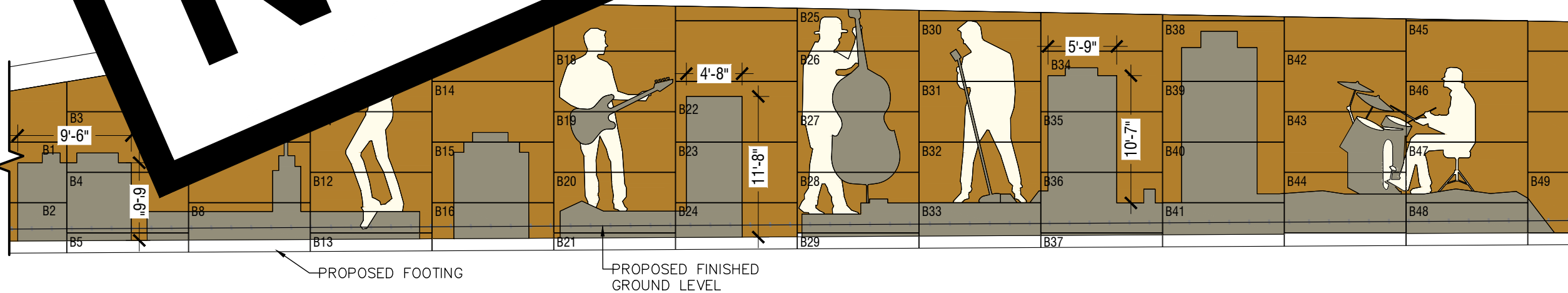
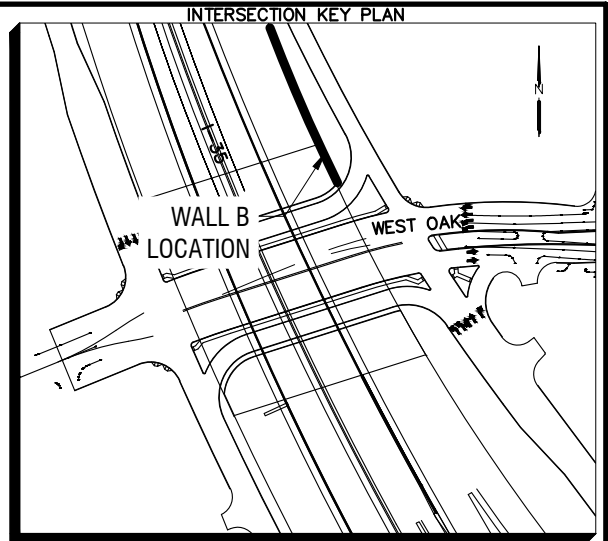
FORM LINER -
FEDERAL STANDARD
13275 SMOOTH FINISH



FORM LINER -
FEDERAL STANDARD
27886 SMOOTH FINISH




FORM LINER -




MSE WALL B DIMENSION ELEVATION

Scale: 1"=10'



11/17/2023



Kimley»Horn
6160 Warren Parkway
Suite 210
Frisco, Texas 75034
Tel. No. (972) 335-3580
F-928

Texas Department of
Transportation ©2023

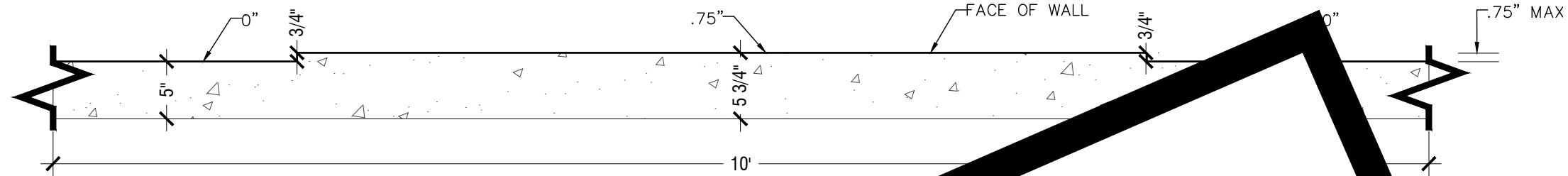
**TXDOT I-35 WALLS AESTHETIC
PACKAGE**

DENTON, TX

RETAINING WALL DETAILS

INTERSECTION OF I-35 & WEST OAK STREET

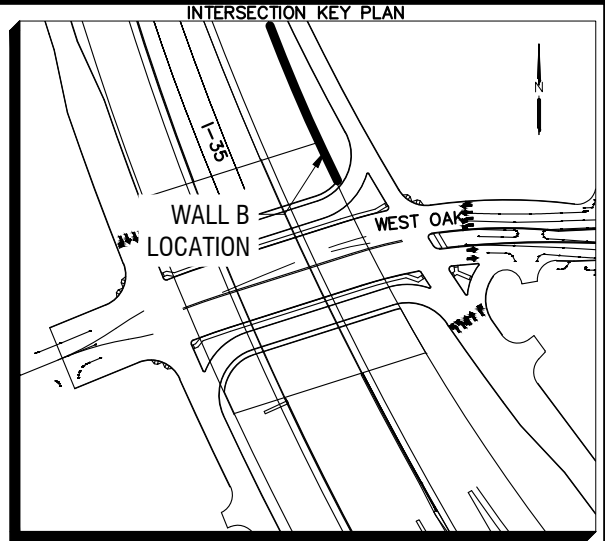
DESIGN	FED. RD. DIV. NO.	FEDERAL AID PROJECT NO.	HIGHWAY NO.
IM	6	N/A	IH-35
GRAPHICS	KB	STATE	DISTRICT
CHECK	NA	TEXAS	DAL
CHECK	JC	CONTROL	SECTION
		0195	03
			087
			16



MSE PANEL REVEAL ELEVATION (TYP)

Scale: 1"=1'

1



PANEL RELIEF ELEVATIONS – THIS SHEET

FORM LINER -
FEDERAL STANDARD
13275 SMOOTH FINISH

  + 0"

FORM LINER -
FEDERAL STANDARD
27886 SMOOTH FINISH


FORM LINER -
FEDERAL STANDARD
24201 SMOOTH FINISH



1/17/2023



Kimley»»Horn
F-928
6160 Warren Parkway
Suite 210
Frisco, Texas 75034
Tel. No.
(972) 335-3580

 Texas Department of
Transportation © 2023

TXDOT I-35 WALLS AESTHETIC PACKAGE

DENTON, TX

RETAINING WALL DETAILS

INTERSECTION OF I-35 & WEST OAK STREET

DESIGN	FED. RD. DIV. NO.	FEDERAL AID PROJECT NO.		HIGHWAY NO.
IM	6	N/A		IH-35
GRAPHICS	STATE	DISTRICT	COUNTY	SHEET NO.
KB	TEXAS	DAL	DENTON	17
CHECK	CONTROL	SECTION	JOB	
NA	0195	03	087	
CHECK				
JC				

PANEL RELIEF ELEVATIONS - THIS SHEET

FORM LINER -
FEDERAL STANDARD
13275 SMOOTH FINISH



+ 0"

FORM LINER -
FEDERAL STANDARD
27886 SMOOTH FINISH

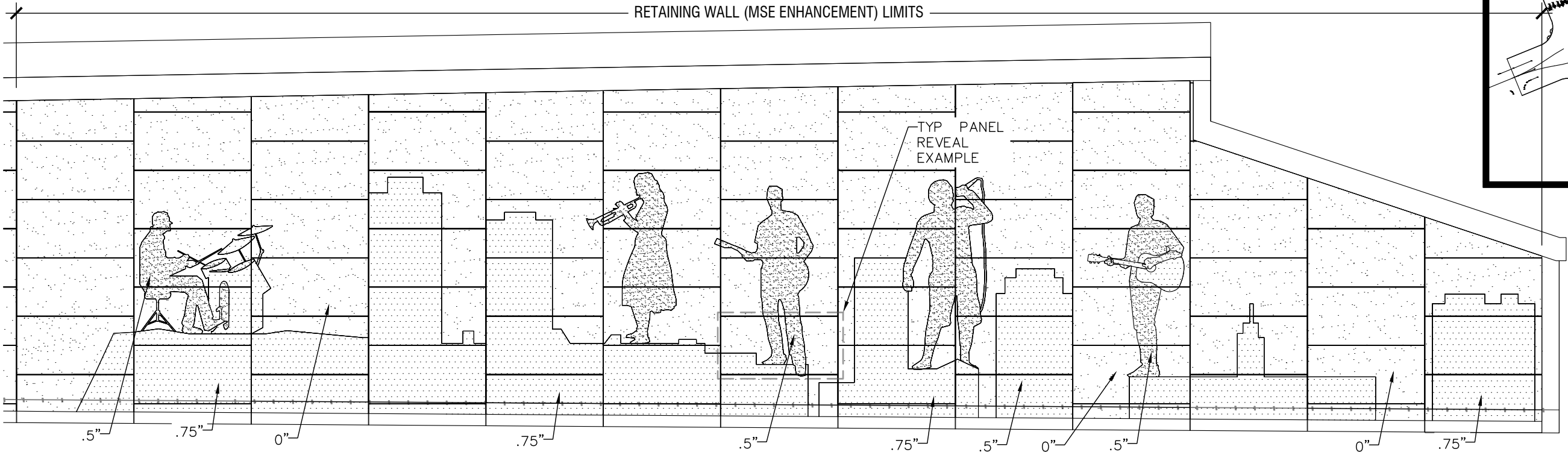
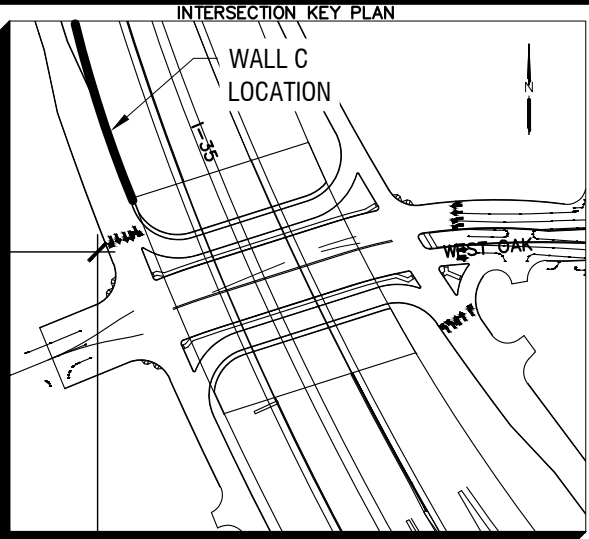


+ .5"

FORM LINER -
FEDERAL STANDARD
24201 SMOOTH FINISH



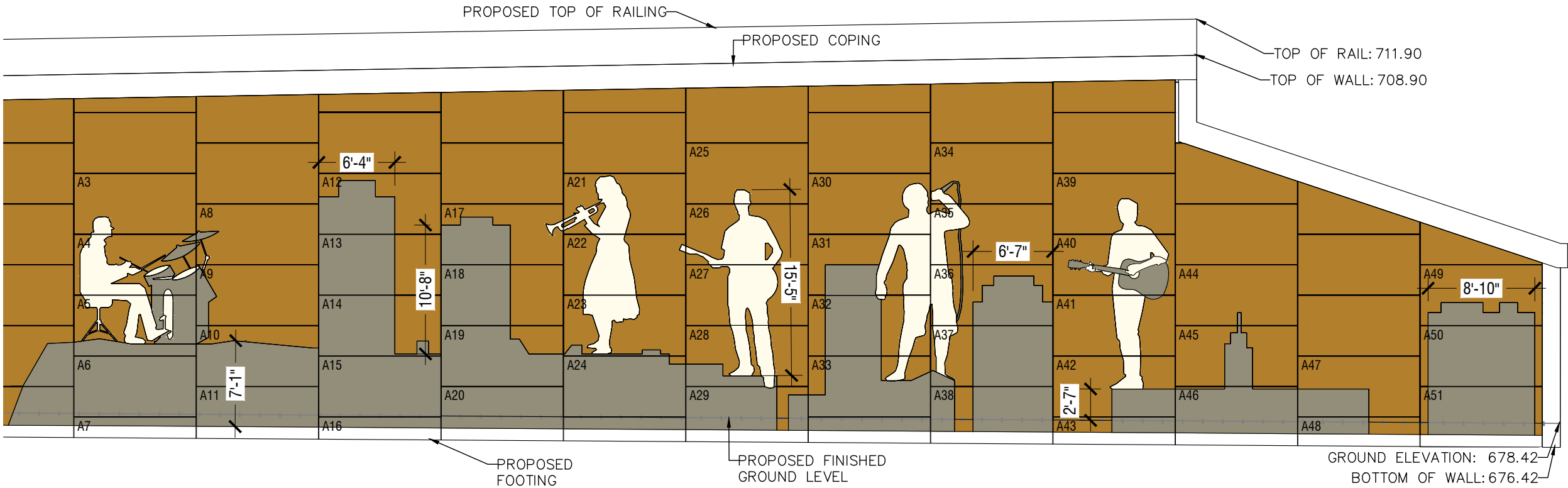
+ .75"



MSE WALL C PANEL REVEAL ELEVATION

Scale: 1"=10'

2



MSE WALL C DIMENSION ELEVATION

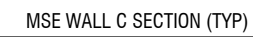
Scale: 1"=10'

1

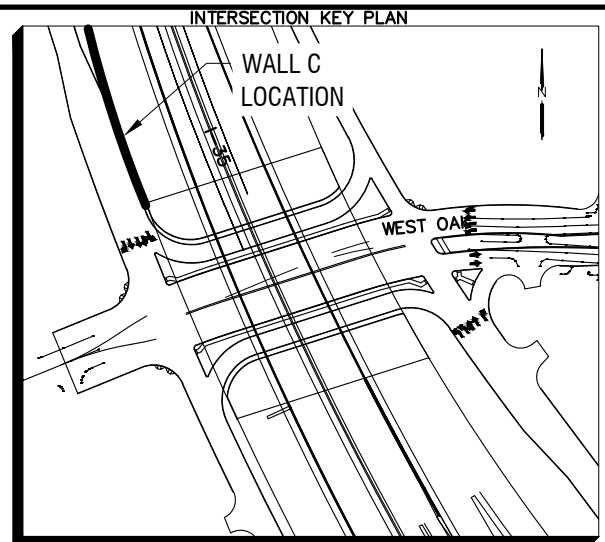


TXDOT I-35 WALLS AESTHETIC PACKAGE
DENTON, TX
RETAINING WALL DETAILS
INTERSECTION OF I-35 & WEST OAK STREET

DESIGN	FED. RD. DIV. NO.	FEDERAL AID PROJECT NO.	HIGHWAY NO.
IM	6	N/A	IH-35
GRAPHICS			
KB	STATE	DISTRICT	COUNTY
CHECK NA	TEXAS	DAL	DENTON
CHECK JC	CONTROL	SECTION	JOB
	0195	03	087



Scale: 1"=1'

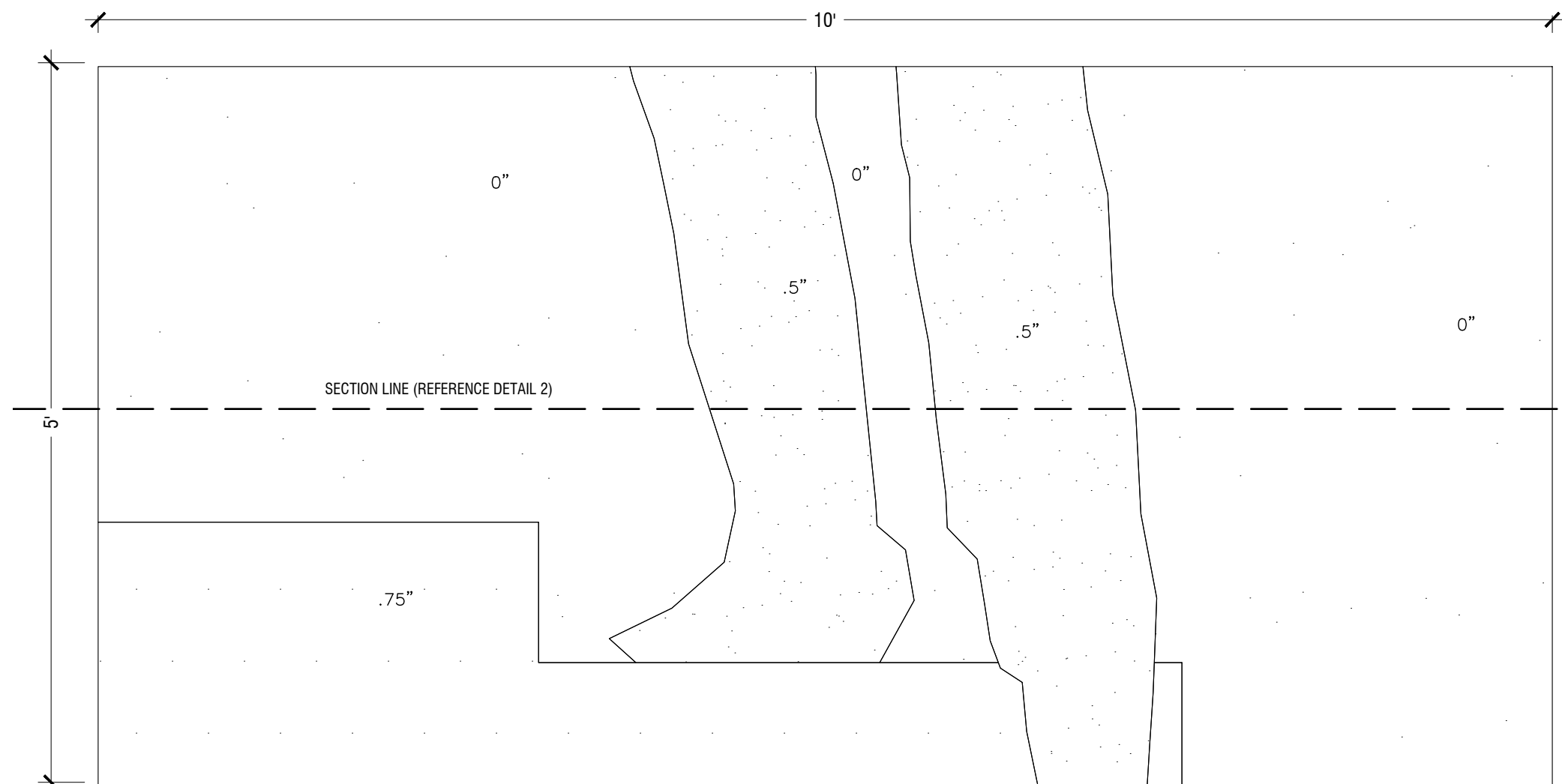


PANEL RELIEF ELEVATIONS – THIS SHEET

FORM LINER –
FEDERAL STANDARD
13275 SMOOTH FINISH

FORM LINER –
FEDERAL STANDARD
27886 SMOOTH FINISH

FORM LINER –
FEDERAL STANDARD
24201 SMOOTH FINISH



MSE PANEL REVEAL ELEVATION (TYP)

Scale: 1"=1'

1



1/17/2023



Kimley»»Horn

6160 Warren Parkway
Suite 210
Frisco, Texas 75034



Texas Department of
Transportation © 2023

TXDOT I-35 WALLS AESTHETIC
PACKAGE

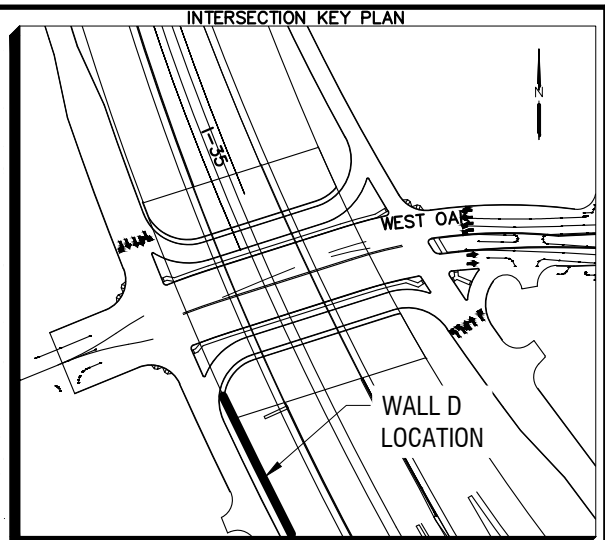

DENTON, TX

RETAINING WALL DETAILS


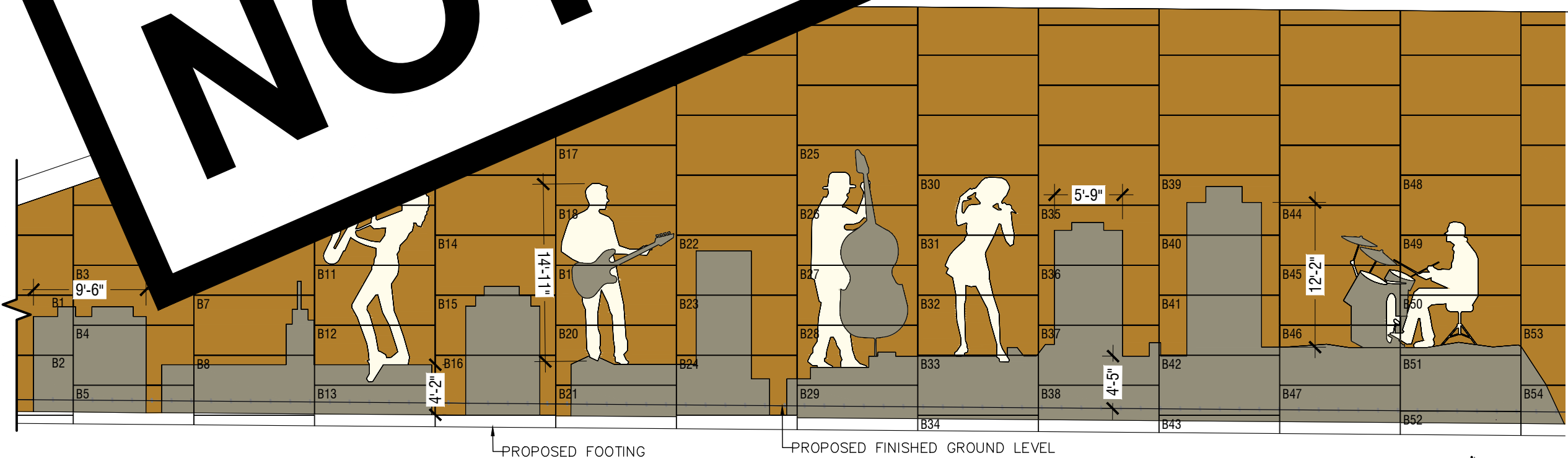
INTERSECTION OF I-35 & WEST OAK STREET

DESIGN IM	FED. RD. DIV. NO.	FEDERAL AID PROJECT NO.		HIGHWAY NO.
GRAPHICS	6	N/A		IH-35
KB	STATE	DISTRICT	COUNTY	SHEET NO.
CHECK NA	TEXAS	DAL	DENTON	19
CHECK	CONTROL	SECTION	JOB	
JC	0195	03	087	

5/4/2023 7:06 PM
K:\FRI_LA\TXDOT I-35 - DENTON\DESIGN\04_CD\PLANSHEET\INTERSECTION OF I-35 & WEST OAK STREET.DWG
BY: JOSIAH NOLTING
\$\$\$SCALE\$\$\$



- PANEL RELIEF ELEVATIONS - THIS SHEET
- FORM LINER - FEDERAL STANDARD 13275 SMOOTH FINISH + 0"
 - FORM LINER - FEDERAL STANDARD 27886 SMOOTH FINISH + .5"
 - FORM LINER - FEDERAL STANDARD 24201 SMOOTH FINISH + .75"

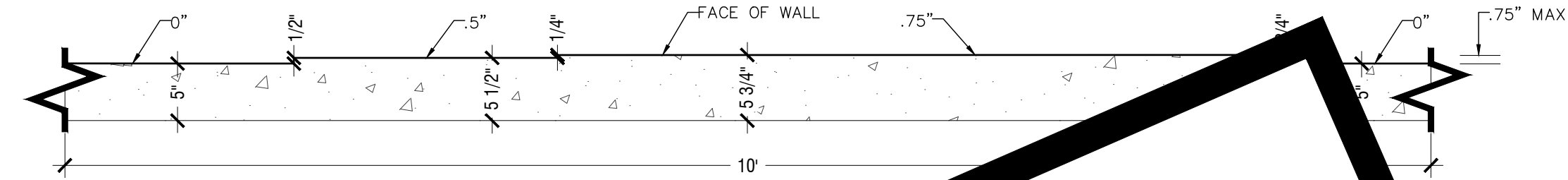


Kimley»Horn
6160 Warren Parkway
Suite 210
Frisco, Texas 75034
Tel. No. (972) 335-3580
F-928


Texas Department of Transportation © 2023

TXDOT I-35 WALLS AESTHETIC PACKAGE
DENTON, TX
RETAINING WALL DETAILS
INTERSECTION OF I-35 & WEST OAK STREET

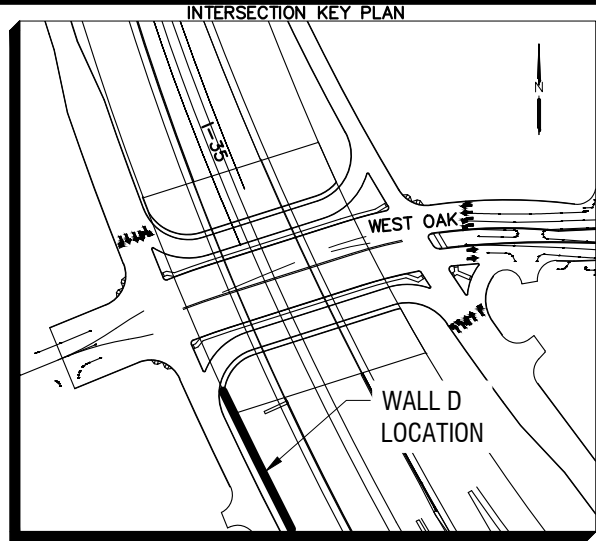
DESIGN	FED. RD. DIV. NO.	FEDERAL AID PROJECT NO.		HIGHWAY NO.
IM	6	N/A		IH-35
GRAPHICS	KB	STATE	DISTRICT	COUNTY
CHECK	NA	TEXAS	DAL	DENTON
CHECK	JC	CONTROL	SECTION	JOB
		0195	03	087



D SECTION (TYP) 2
 Scale: 1"=1'




MSE PANEL REVEAL ELEVATION (TYP) 1
 Scale: 1"=1'



PANEL RELIEF ELEVATIONS – THIS SHEET

FORM LINER – FEDERAL STANDARD 13275 SMOOTH FINISH		+ 0"
FORM LINER – FEDERAL STANDARD 27886 SMOOTH FINISH		+ .5"
FORM LINER – FEDERAL STANDARD 24201 SMOOTH FINISH		+ .75"



Kimley»Horn
 6160 Warren Parkway
 Suite 210
 Frisco, Texas 75034
 Tel. No. (972) 335-3580
 F-928



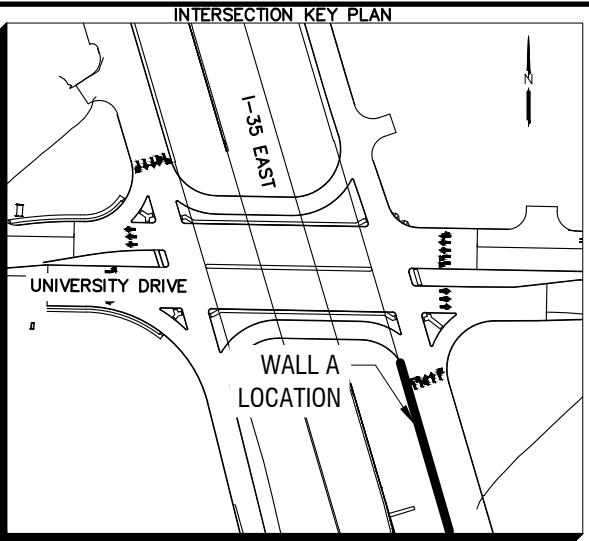
TXDOT I-35 WALLS AESTHETIC PACKAGE

DENTON, TX

RETAINING WALL DETAILS

INTERSECTION OF I-35 & WEST OAK STREET

DESIGN	FED. RD. DIV. NO.	FEDERAL AID PROJECT NO.		HIGHWAY NO.
IM	6	N/A		IH-35
GRAPHICS	KB	STATE	DISTRICT	COUNTY
CHECK	NA	TEXAS	DAL	DENTON
CHECK	NA	CONTROL	SECTION	JOB
CHECK	JC	0195	03	087



FORM LINER –
FEDERAL STANDARD
27886 SMOOTH FINISH

FORM LINER –
FEDERAL STANDARD
30109 SMOOTH FINISH

Scale: 1"=10'

2

Scale: 1"=10'

1



11/17/2023



Kimley»»Horn

6160 Warren Parkway
Suite 210
Frisco, Texas 75034

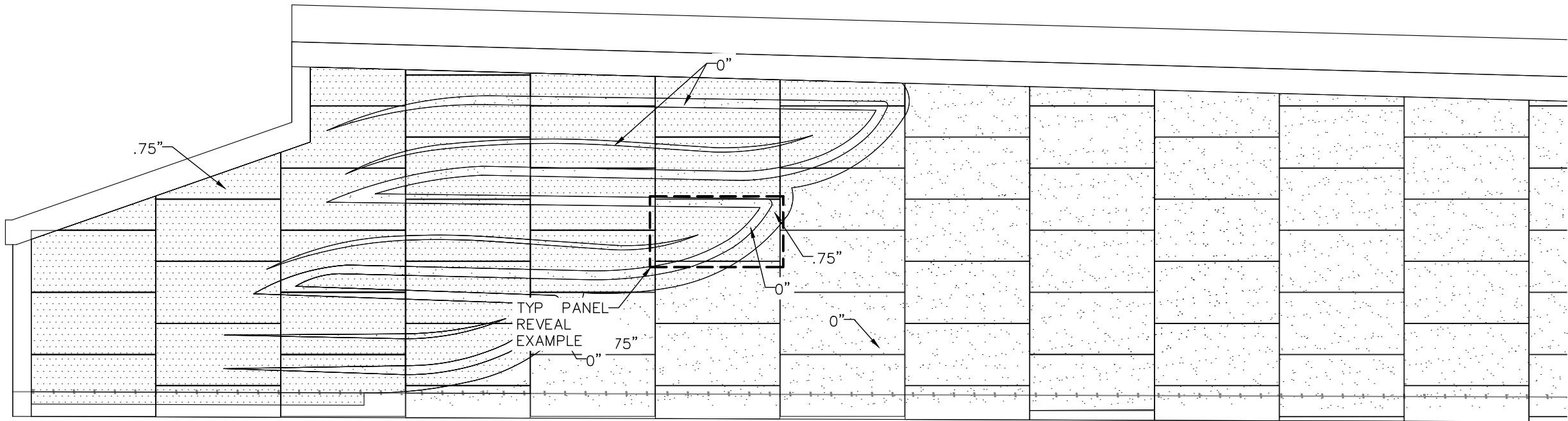


Texas Department of
Transportation © 2023

INTERSECTION OF I-35 & UNIVERSITY DRIVE

DESIGN	FED. RD. DIV. NO.	FEDERAL AID PROJECT NO.		HIGHWAY NO.
IM	6	N/A		IH-35 SHEET NO.
GRAPHICS				
KB	STATE	DISTRICT	COUNTY	
CHECK NA	TEXAS	DAL	DENTON	
CHECK JC	CONTROL	SECTION	JOB	
	0195	03	087	22

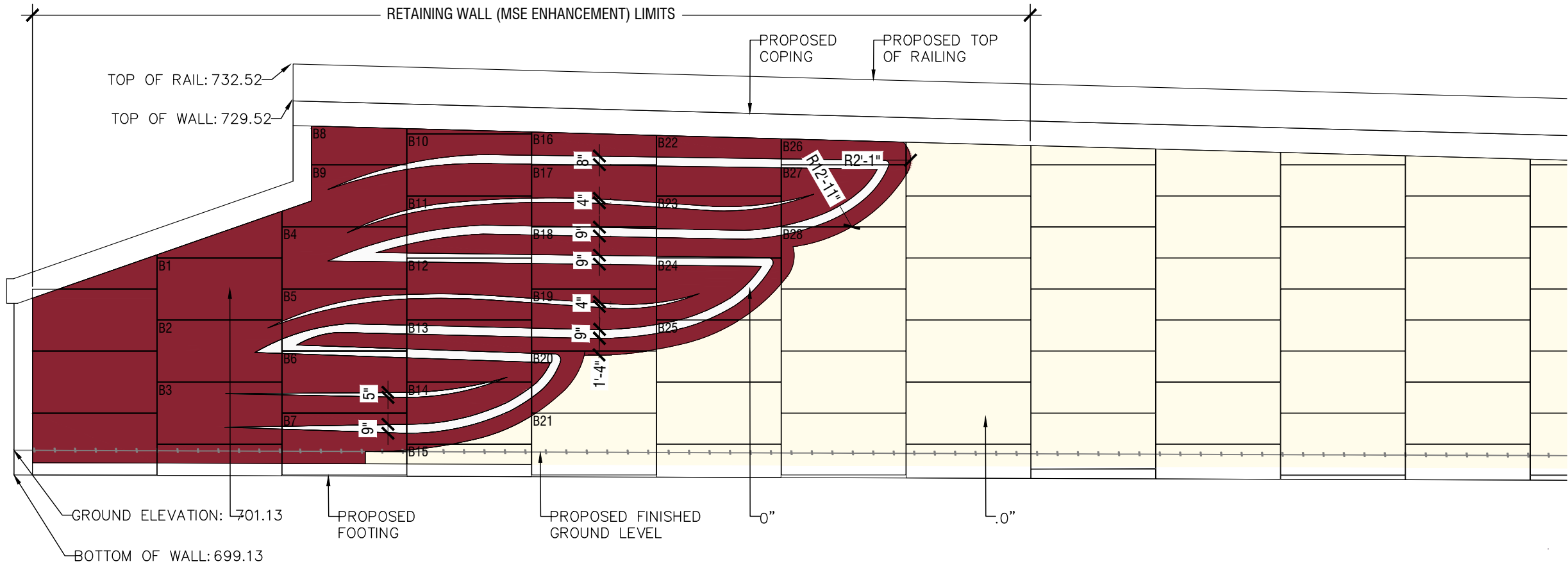
11/16/2023 6:52 PM
FILENAME: K:\FR\LA\TXDOT I-35 - DENTON\DESIGN\04_CD\PLANSHEET\INTERSECTION OF I-35 & UNIVERSITY DRIVE.DWG
BY: IGNACIO,ME/JA
\$\$\$\$\$SCALE\$\$\$\$\$



MSE WALL B PANEL REVEAL ELEVATION

Scale: 1"=10'

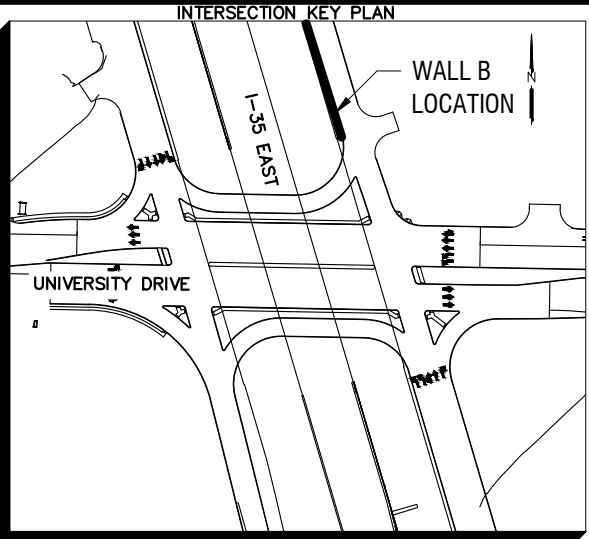
2



MSE WALL B DIMENSION ELEVATION


Scale: 1"=10'

1



PANEL RELIEF ELEVATIONS - THIS SHEET

FORM LINER -
FEDERAL STANDARD
27886 SMOOTH FINISH



FORM LINER -
FEDERAL STANDARD
30109 SMOOTH FINISH



Kimley»Horn
6160 Warren Parkway
Suite 210
Frisco, Texas 75034
Tel. No. (972) 335-3580
F-928

Texas Department of
Transportation ©2023

TXDOT I-35 WALLS AESTHETIC
PACKAGE

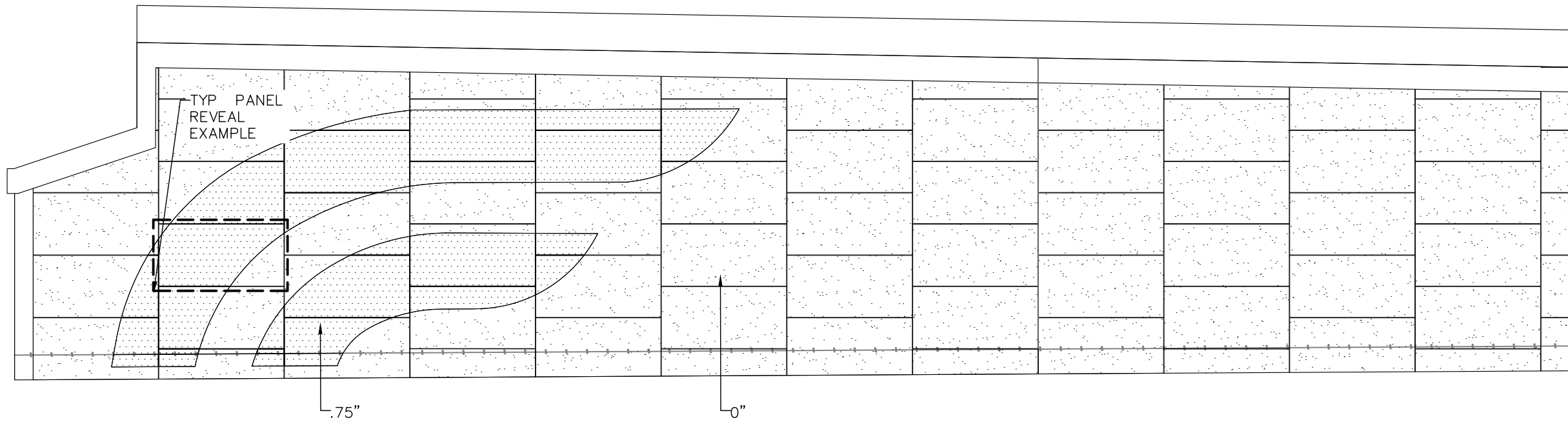
DENTON, TX

RETAINING WALL DETAILS

INTERSECTION OF I-35 & UNIVERSITY DRIVE

DESIGN	FED. RD. DIV. NO.	FEDERAL AID PROJECT NO.		HIGHWAY NO.
IM	6	N/A		IH-35
GRAPHICS	KB	STATE	DISTRICT	COUNTY
CHECK	NA	TEXAS	DAL	DENTON
CHECK	JC	CONTROL	SECTION	JOB
		0195	03	087
				24

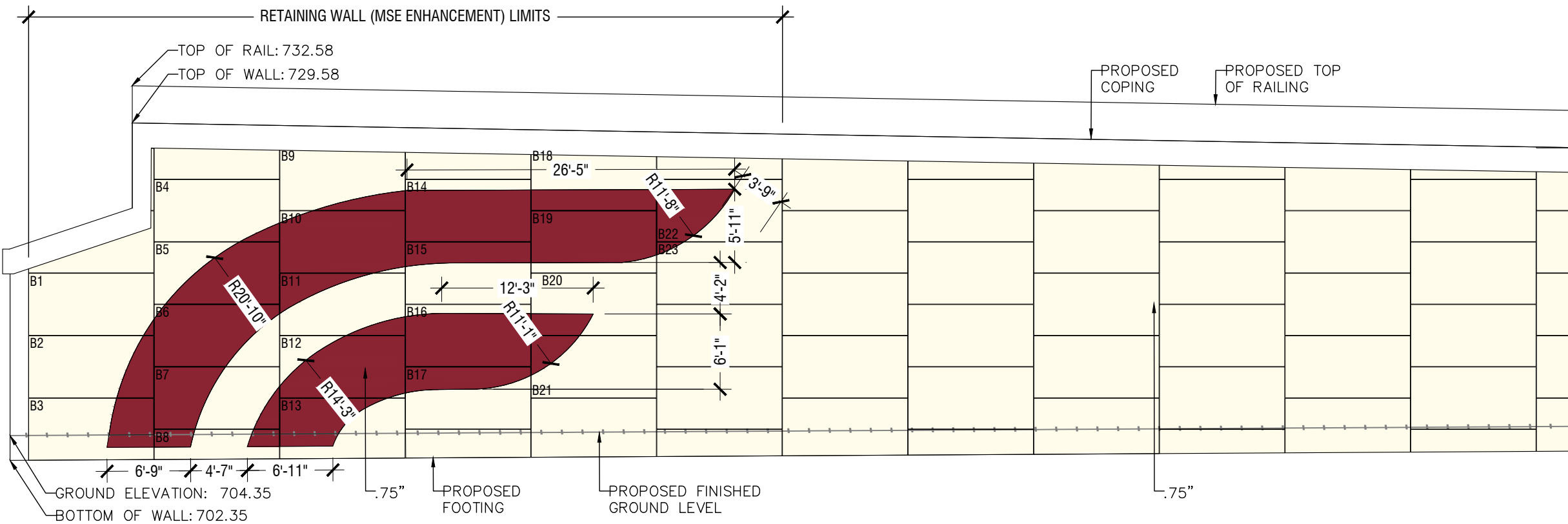
11/16/2023 6:52 PM
FILENAME: K:\FRI_LA\TXDOT I-35 - DENTON\DESIGN\04_CD\PLANSHEET\INTERSECTION OF I-35 & UNIVERSITY DRIVE.DWG
BY: IGNACIO,MEJIA
\$\$\$\$\$SCALE\$\$\$\$\$



MSE WALL C PANEL REVEAL ELEVATION

Scale: 1"=10'

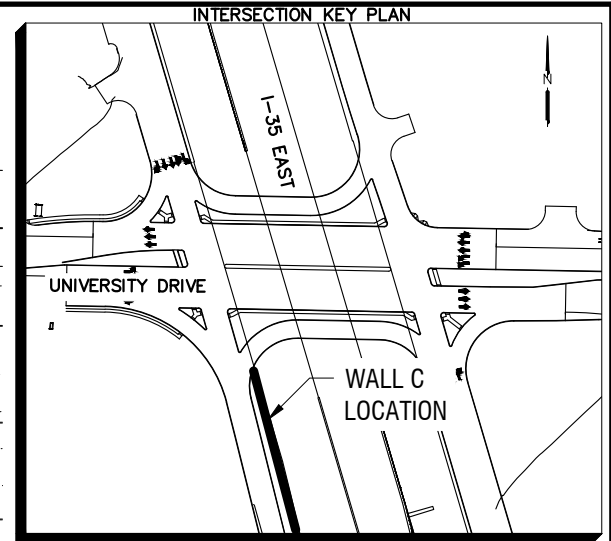
2



MSE WALL C DIMENSION ELEVATION

Scale: 1"=10'

1



PANEL RELIEF ELEVATIONS - THIS SHEET

FORM LINER - FEDERAL STANDARD 27886 SMOOTH FINISH		+ 0"
FORM LINER - FEDERAL STANDARD 30109 SMOOTH FINISH		+ .75"



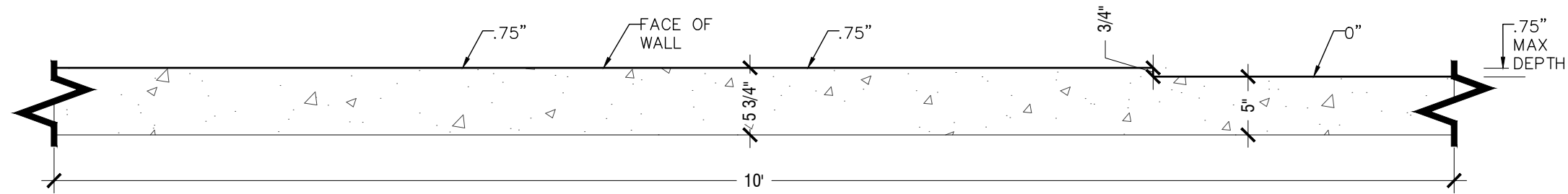
TXDOT I-35 WALLS AESTHETIC PACKAGE

DENTON, TX
RETAINING WALL DETAILS
INTERSECTION OF I-35 & UNIVERSITY DRIVE

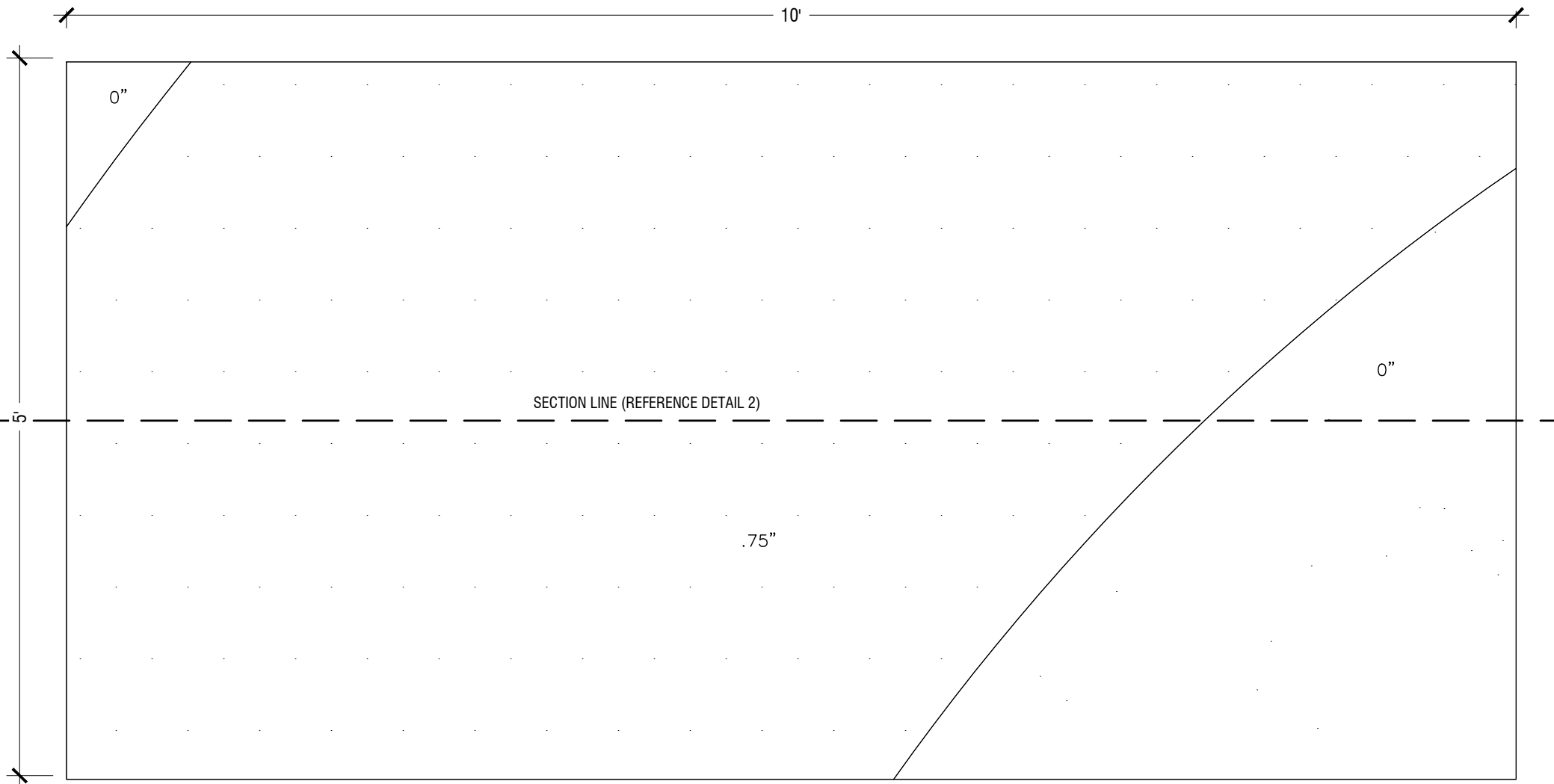
DESIGN	FED. RD. DIV. NO.	FEDERAL AID PROJECT NO.	HIGHWAY NO.
IM	6	N/A	IH-35
GRAPHICS	KB	STATE	DISTRICT
CHECK	NA	TEXAS	DAL
CHECK	JC	CONTROL	SECTION
		0195	03
			087
			26

11/16/2023 6:52 PM
K:\FRI_LA\TXDOT I-35 - DENTON\DESIGN\04_CD\PLANSHEET\INTERSECTION OF I-35 & UNIVERSITY DRIVE.DWG

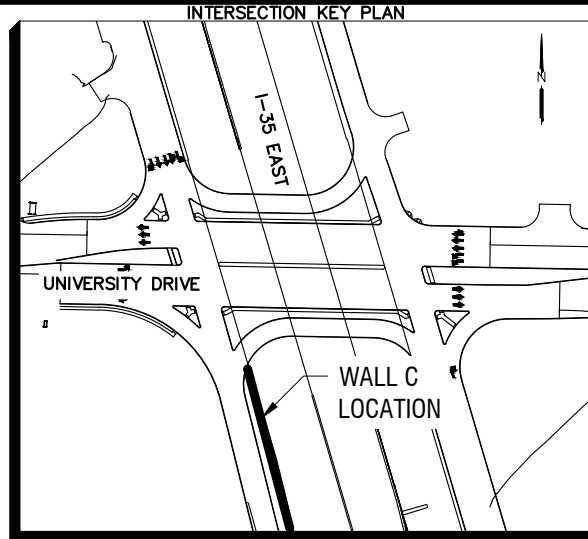
\$\$\$SCALE\$\$\$
BY: IGNACIO,MEJIA



2



1



PANEL RELIEF ELEVATIONS - THIS SHEET

FORM LINER -
FEDERAL STANDARD
27886 SMOOTH FINISH + 0"

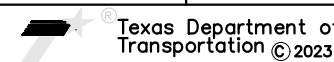
FORM LINER -
FEDERAL STANDARD
30109 SMOOTH FINISH + .75"



11/17/2023

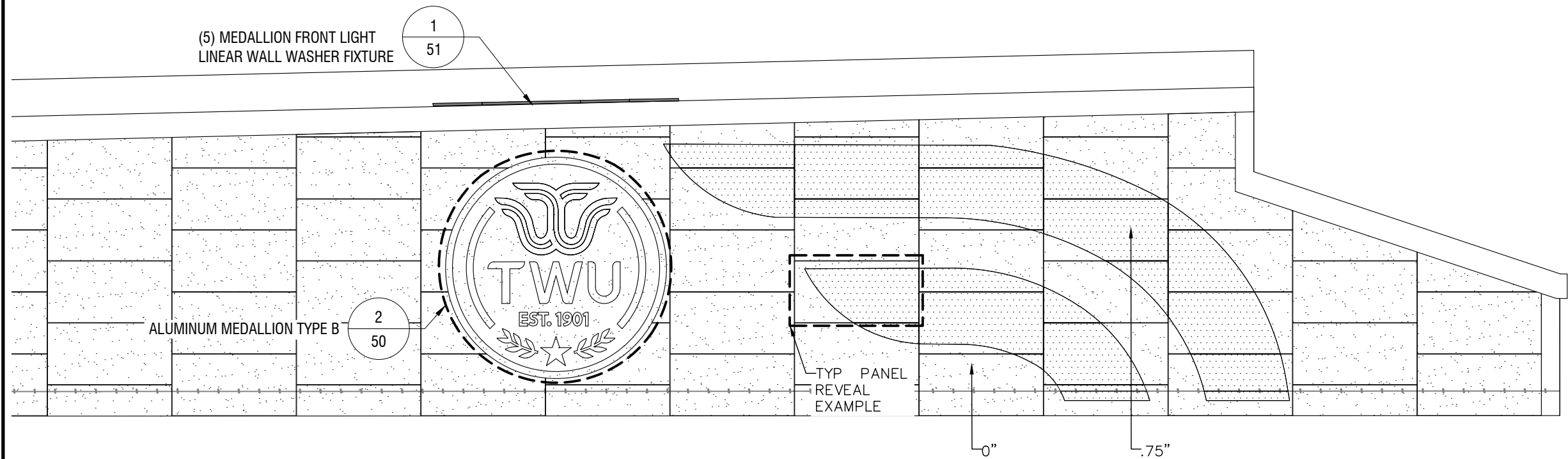


Kimley»Horn
6160 Warren Parkway
Suite 210
Frisco, Texas 75034
Tel. No. (972) 335-3580
F-928



**TXDOT I-35 WALLS AESTHETIC
PACKAGE**
DENTON, TX
RETAINING WALL DETAILS
INTERSECTION OF I-35 & UNIVERSITY DRIVE

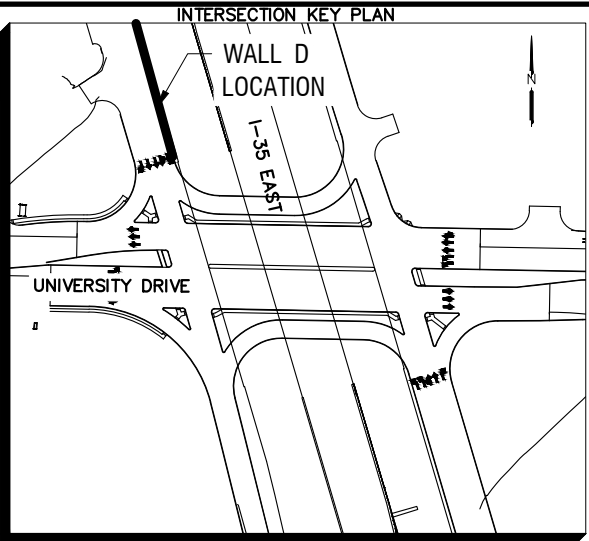
DESIGN	FED. RD. DIV. NO.	FEDERAL AID PROJECT NO.		HIGHWAY NO.
IM	6	N/A		IH-35
GRAPHICS	KB	STATE	DISTRICT	COUNTY
CHECK	NA	TEXAS	DAL	DENTON
CHECK	JC	CONTROL	SECTION	JOB
		0195	03	087
				27



MSE WALL D PANEL REVEAL ELEVATION


Scale: 1"=10'

2

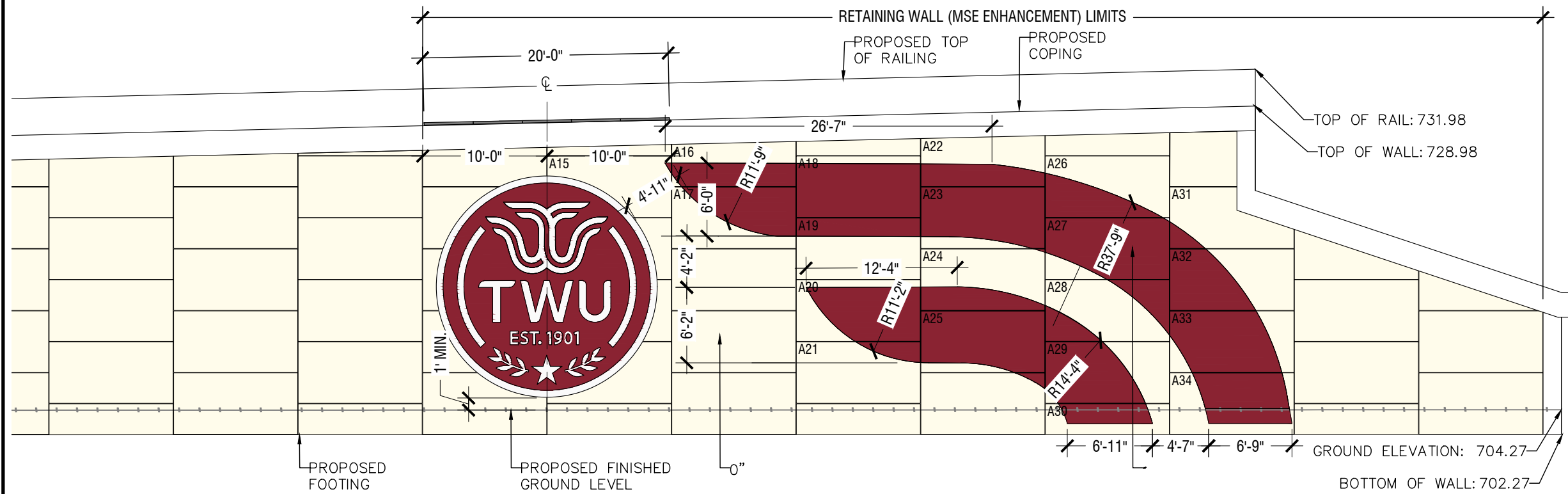


PANEL RELIEF ELEVATIONS - THIS SHEET

FORM LINER -
FEDERAL STANDARD
27886 SMOOTH FINISH



FORM LINER -
FEDERAL STANDARD
30109 SMOOTH FINISH



MSE WALL D DIMENSION ELEVATION

Scale: 1"=10'

1



11/17/2023



Kimley»Horn
6160 Warren Parkway
Suite 210
Frisco, Texas 75034
Tel. No. (972) 335-3580
F-928

Texas Department of
Transportation ©2023

**TXDOT I-35 WALLS AESTHETIC
PACKAGE**

DENTON, TX

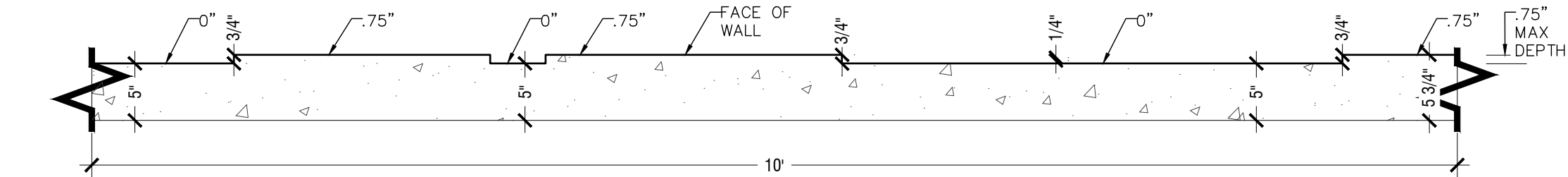
RETAINING WALL DETAILS

INTERSECTION OF I-35 & UNIVERSITY DRIVE

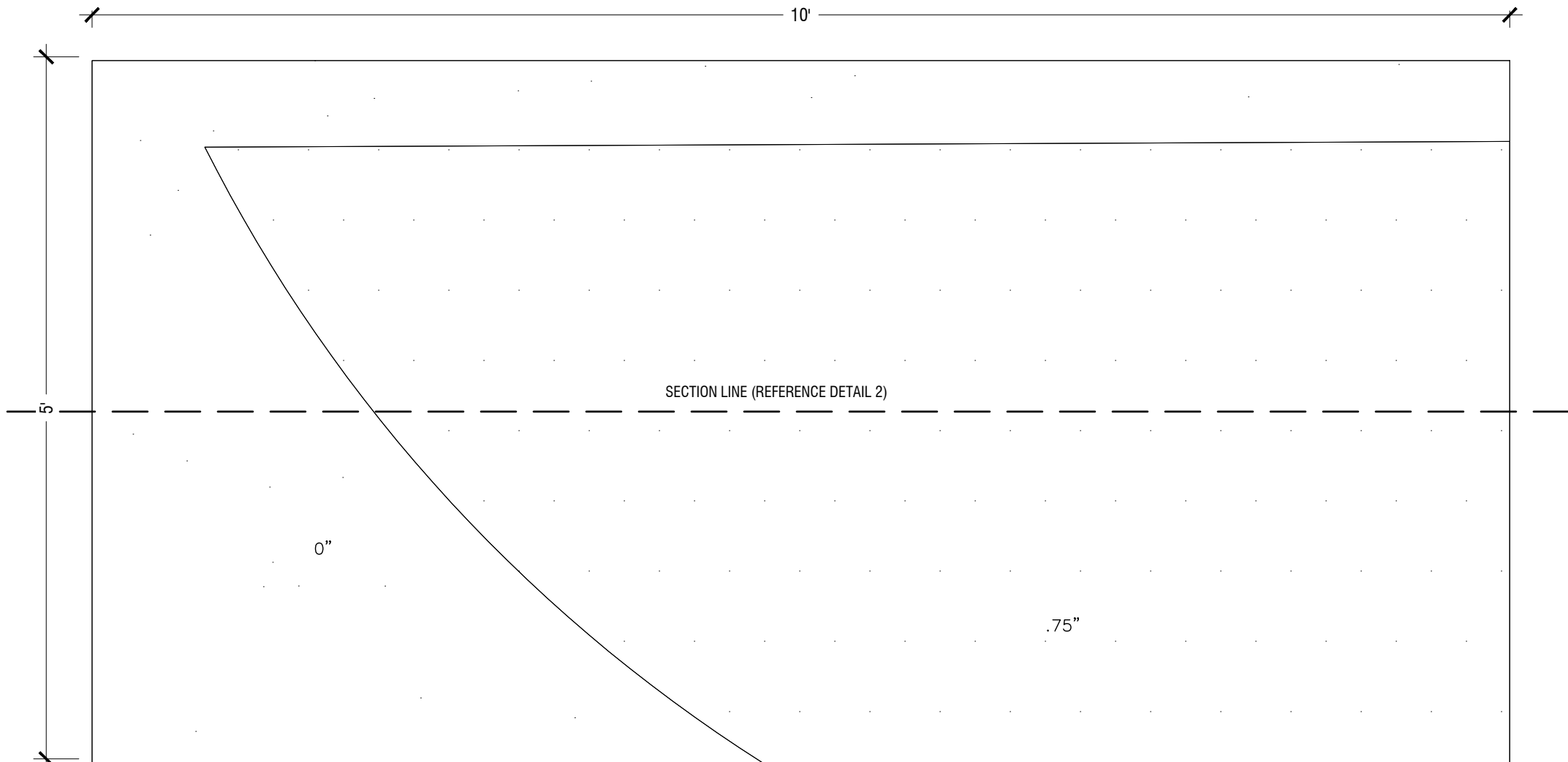
DESIGN	FED. RD. DIV. NO.	FEDERAL AID PROJECT NO.		HIGHWAY NO.
IM	6	N/A		IH-35
GRAPHICS	KB	STATE	DISTRICT	COUNTY
CHECK	NA	TEXAS	DAL	DENTON
CHECK	JC	CONTROL	SECTION	JOB
		0195	03	087
				28

11/16/2023 6:52 PM
K:\FRI_LA\TXDOT I-35 - DENTON\DESIGN\04_CD\PLANSHEET\INTERSECTION OF I-35 & UNIVERSITY DRIVE.DWG

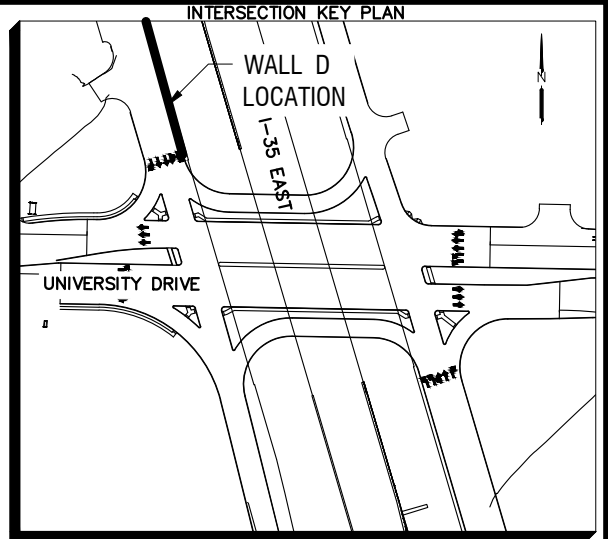
\$\$\$SCALE\$\$\$
BY: IGNACIO,MEJIA



2



1



PANEL RELIEF ELEVATIONS - THIS SHEET

FORM LINER -
FEDERAL STANDARD
27886 SMOOTH FINISH + 0"

FORM LINER -
FEDERAL STANDARD
30109 SMOOTH FINISH + .75"



11/17/2023



Kimley»Horn
6160 Warren Parkway
Suite 210 Frisco, Texas 75034
Tel. No. (972) 335-3580 F-928




TXDOT I-35 WALLS AESTHETIC PACKAGE
DENTON, TX
RETAINING WALL DETAILS
INTERSECTION OF I-35 & UNIVERSITY DRIVE

DESIGN	FED. RD. DIV. NO.	FEDERAL AID PROJECT NO.		HIGHWAY NO.
IM	6	N/A		IH-35
GRAPHICS	KB	STATE	DISTRICT	COUNTY
CHECK	NA	TEXAS	DAL	DENTON
CHECK	JC	CONTROL	SECTION	JOB
		0195	03	087
				29

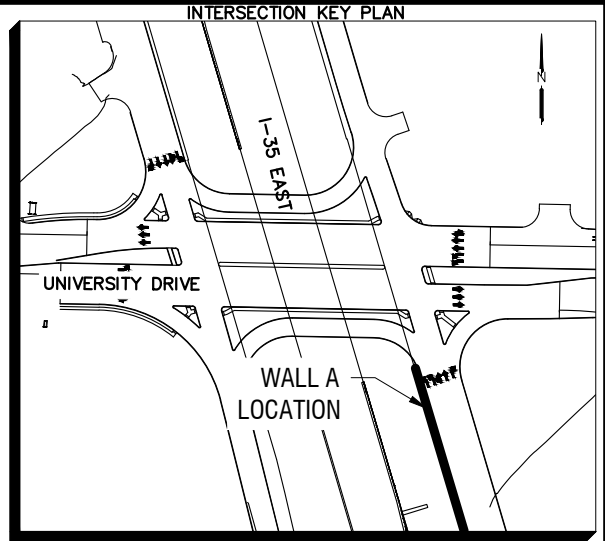
11/16/2023 6:52 PM
K:\FR_LA\TXDOT I-35 - DENTON\DESIGN\04_CD\PLANSHEET\INTERSECTION OF I-35 & UNIVERSITY DRIVE.DWG

BY: IGNACIO,MEJIA

\$\$\$SCALE\$\$\$

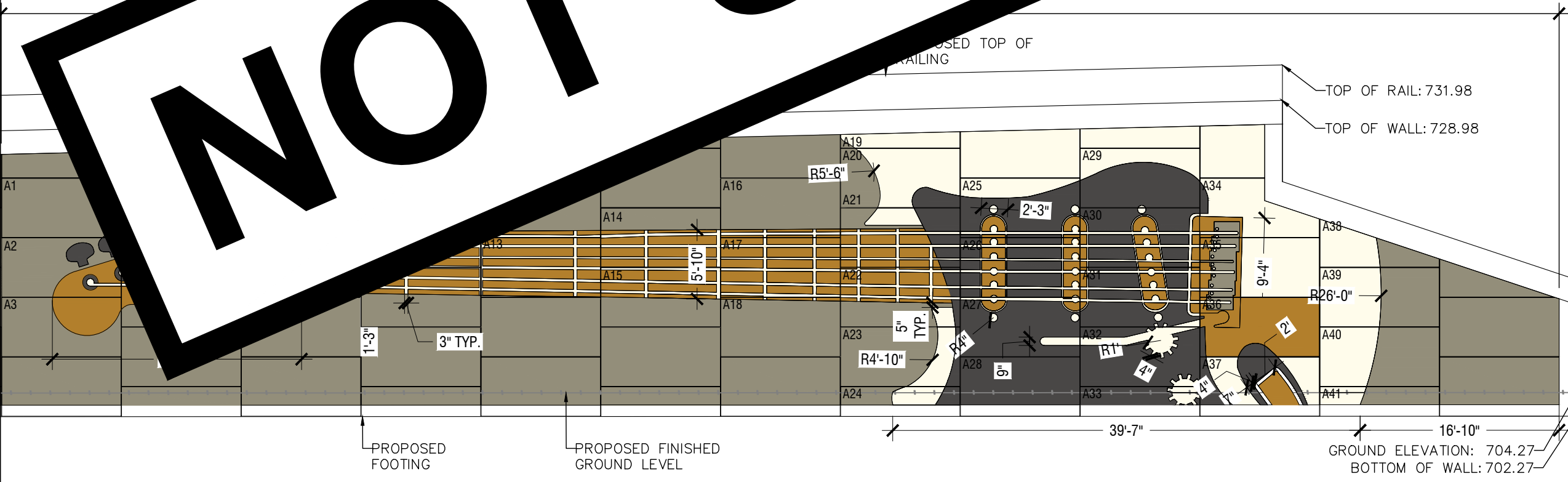


CONCEPT 2
Scale: 1"=10'



PANEL RELIEF ELEVATIONS - THIS SHEET

FORM LINER - FEDERAL STANDARD 24201 SMOOTH FINISH		+ 0"
FORM LINER - FEDERAL STANDARD 27886 SMOOTH FINISH		+ .5"
FORM LINER - FEDERAL STANDARD 16081 SMOOTH FINISH		+ .5"
FORM LINER - FEDERAL STANDARD 16081 SMOOTH FINISH		+ .75"
FORM LINER - FEDERAL STANDARD 13275 SMOOTH FINISH		+ .75"



MSE WALL A DIMENSION ELEVATION (ALTERNATIVE CONCEPT) 1
Scale: 1"=10'



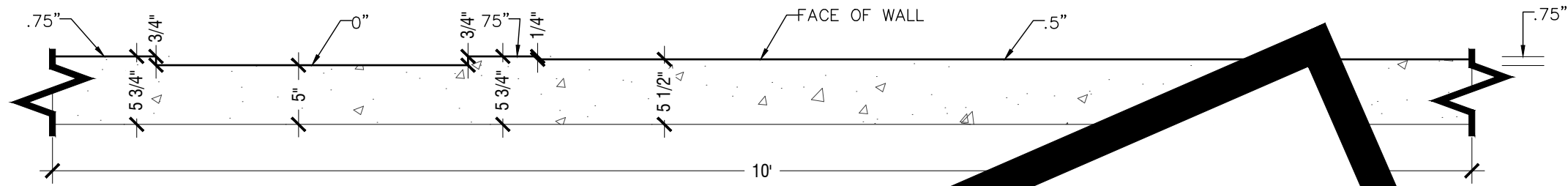
11/17/2023




Texas Department of Transportation © 2023

TXDOT I-35 WALLS AESTHETIC PACKAGE
DENTON, TX
RETAINING WALL DETAILS
INTERSECTION OF I-35 & UNIVERSITY DRIVE

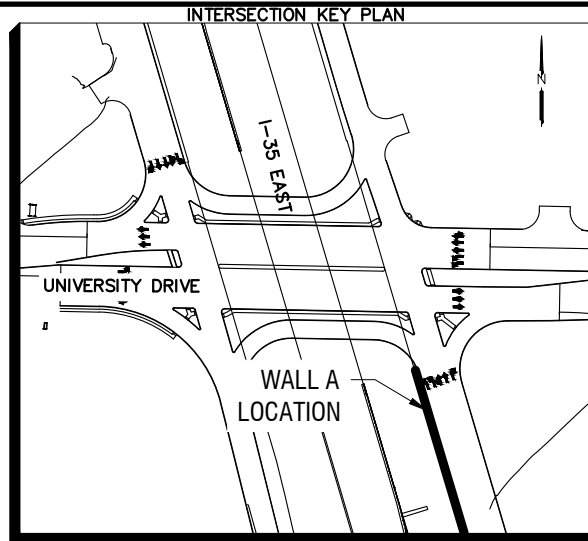
DESIGN	FED. RD. DIV. NO.	FEDERAL AID PROJECT NO.	HIGHWAY NO.
IM	6	N/A	IH-35
GRAPHICS	STATE	DISTRICT	COUNTY
KB	TEXAS	DAL	DENTON
CHECK	CONTROL	SECTION	JOB
NA	0195	03	087
CHECK			
JC			








ALTERNATIVE CONCEPT) 2
Scale: 1"=1'



MSE PANEL REVEAL ELEVATION (TYP) 1
Scale: 1"=1'



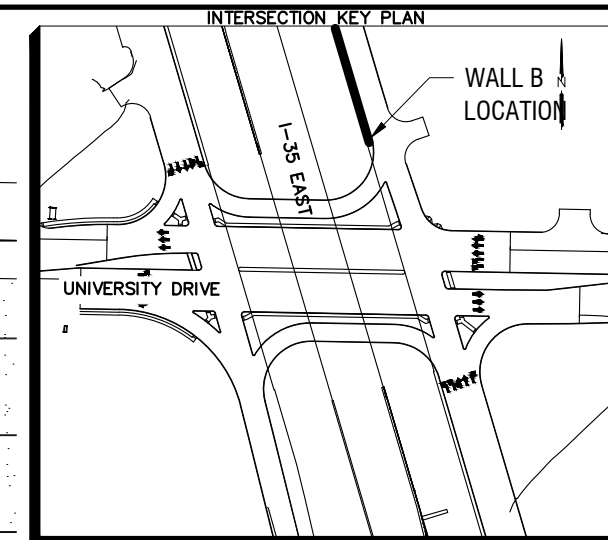
PANEL RELIEF ELEVATIONS - THIS SHEET











FORM LINER - FEDERAL STANDARD 24201 SMOOTH FINISH		+ 0"
FORM LINER - FEDERAL STANDARD 27886 SMOOTH FINISH		+ .5"
FORM LINER - FEDERAL STANDARD 16081 SMOOTH FINISH		+ .5"
FORM LINER - FEDERAL STANDARD 16081 SMOOTH FINISH		+ .75"
FORM LINER - FEDERAL STANDARD 13275 SMOOTH FINISH		+ .75"




TXDOT I-35 WALLS AESTHETIC PACKAGE
DENTON, TX
RETAINING WALL DETAILS
INTERSECTION OF I-35 & UNIVERSITY DRIVE

DESIGN IM	FED. RD. DIV. NO.	FEDERAL AID PROJECT NO.		HIGHWAY NO.
GRAPHICS KB	6	N/A		IH-35
CHECK NA	STATE	DISTRICT	COUNTY	SHEET NO.
CHECK JC	TEXAS	DAL	DENTON	31
	CONTROL	SECTION	JOB	
	0195	03	087	



FORM LINER – FEDERAL STANDARD 24201 SMOOTH FINISH			+ 0"
FORM LINER – FEDERAL STANDARD 27886 SMOOTH FINISH			+ .5"
FORM LINER – FEDERAL STANDARD 16081 SMOOTH FINISH			+ 0"
FORM LINER – FEDERAL STANDARD 16081 SMOOTH FINISH			+ .75"
FORM LINER – FEDERAL STANDARD 13275 SMOOTH FINISH			+ .75"


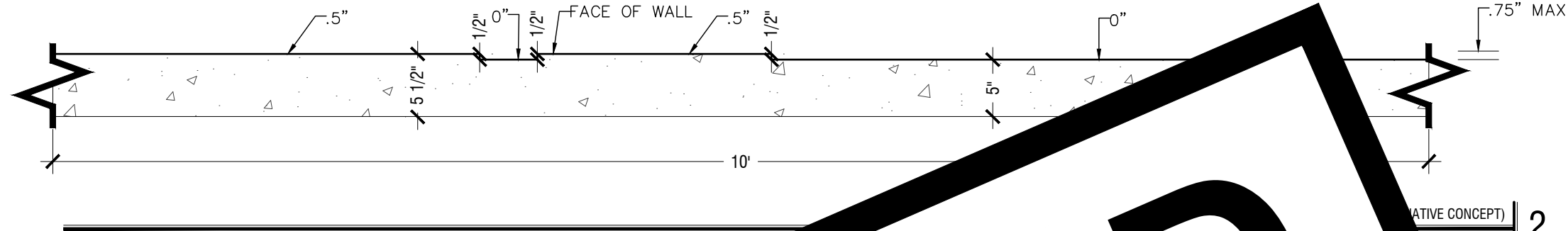


 Texas Department of
Transportation © 2023

INTERSECTION OF I-35 & UNIVERSITY DRIVE

DESIGN	FED. RD.	FEDERAL AID PROJECT NO.		HIGHWAY
IM	DIV. NO.	N/A		NO.
GRAPHICS				IH-35
KB	STATE	DISTRICT	COUNTY	SHEET
CHECK	TEXAS	DAL	DENTON	NO.
NA	CONTROL	SECTION	JOB	
CHECK				32
JC	0195	03	087	

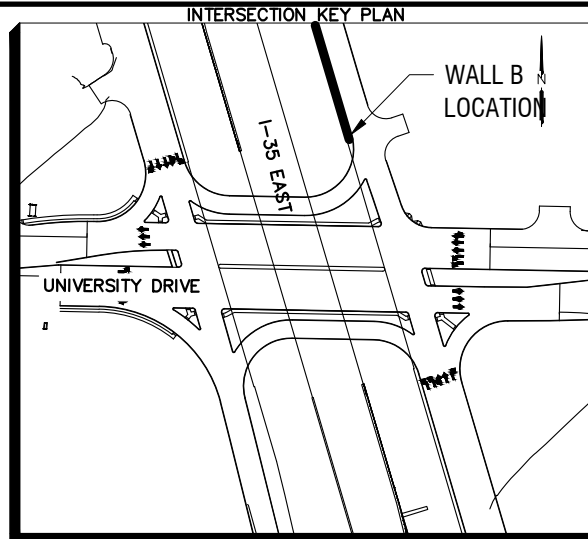
PLOTTED: 11/16/2023 6:52 PM
 FILENAME: K:\FR\LA\TXDOT\1-35 - DENTON\DESIGN\04 CD\PLANSHEET\INTERSECTION OF I-35 & UNIVERSITY DRIVE.DWG
 BY: IGNACIO.MEJIA
 \$\$\$\$CAL\$\$\$



ALTERNATIVE CONCEPT)

Scale: 1"=1'

2



PANEL RELIEF ELEVATIONS - THIS SHEET

FORM LINER -
FEDERAL STANDARD
24201 SMOOTH FINISH + 0"

FORM LINER -
FEDERAL STANDARD
27886 SMOOTH FINISH + .5"

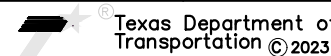
FORM LINER -
FEDERAL STANDARD
16081 SMOOTH FINISH + 0"

FORM LINER -
FEDERAL STANDARD
16081 SMOOTH FINISH + .75"

FORM LINER -
FEDERAL STANDARD
13275 SMOOTH FINISH + .75"



Kimley»Horn
6160 Warren Parkway
Suite 210 Frisco, Texas 75034
F-928 Tel. No. (972) 335-3580



TXDOT I-35 WALLS AESTHETIC PACKAGE

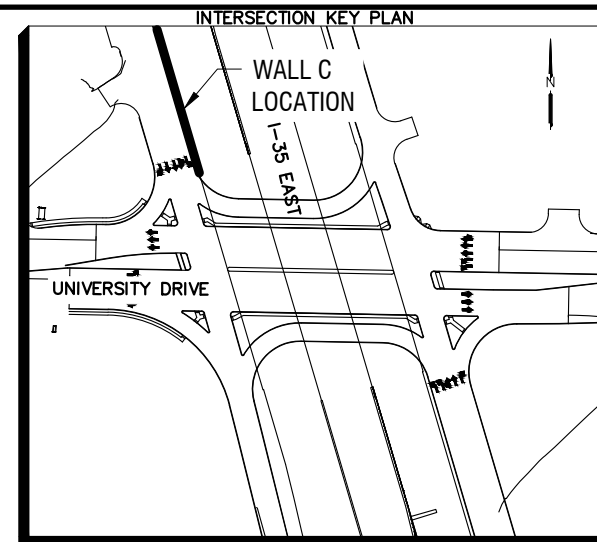
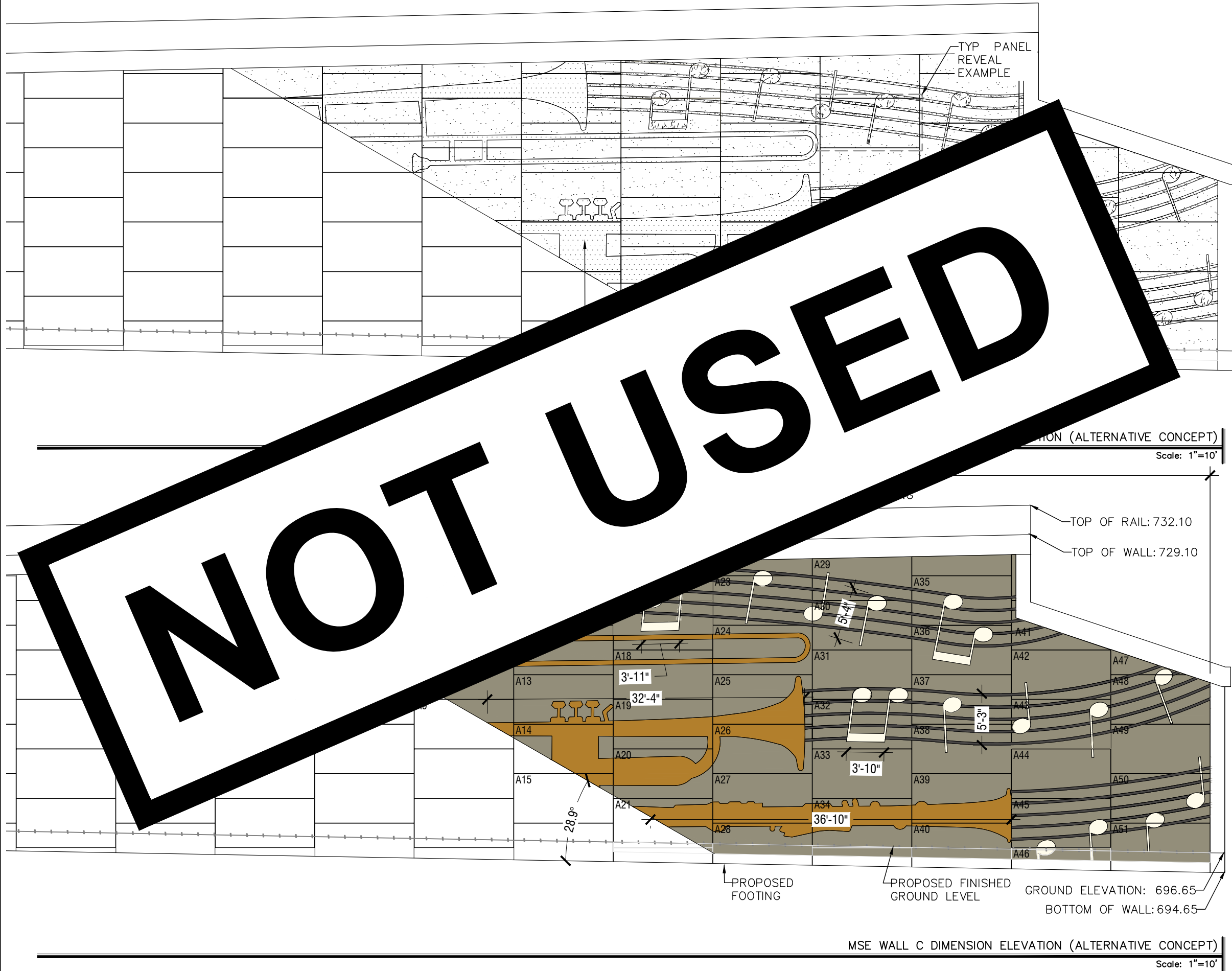
DENTON, TX

RETAINING WALL DETAILS

INTERSECTION OF I-35 & UNIVERSITY DRIVE


DESIGN	FED. RD. DIV. NO.	FEDERAL AID PROJECT NO.		HIGHWAY NO.
IM	6	N/A		IH-35
GRAPHICS	KB	STATE	DISTRICT	COUNTY
CHECK	NA	TEXAS	DAL	DENTON
CHECK	JC	CONTROL	SECTION	JOB
		0195	03	087
				33

PLOTTED: 11/16/2023 6:52 PM
FILENAME: K:\FRI_LA\TXDOT I-35 - DENTON\DESIGN\04_CD\PLANSHEET\INTERSECTION OF I-35 & UNIVERSITY DRIVE.DWG
BY: IGNACIO,MEJIA
\$\$\$SCALE\$\$\$



PANEL RELIEF ELEVATIONS - THIS SHEET

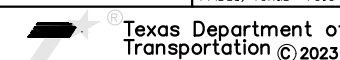
FORM LINER - FEDERAL STANDARD 24201 SMOOTH FINISH		+ 0"
FORM LINER - FEDERAL STANDARD 27886 SMOOTH FINISH		+ .5"
FORM LINER - FEDERAL STANDARD 13275 SMOOTH FINISH		+ .75"
FORM LINER - FEDERAL STANDARD 27886 SMOOTH FINISH		+ .75"



11/17/2023




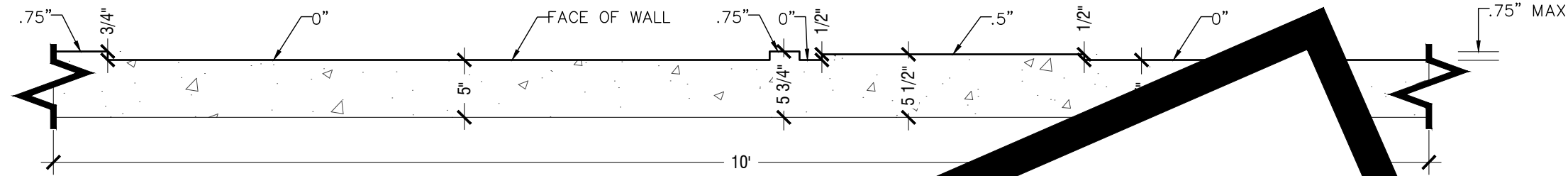
Kimley»Horn
6160 Warren Parkway
Suite 210
Frisco, Texas 75034
Tel. No. (972) 335-3580
F-928



TXDOT I-35 WALLS AESTHETIC PACKAGE

DENTON, TX
RETAINING WALL DETAILS
INTERSECTION OF I-35 & UNIVERSITY DRIVE

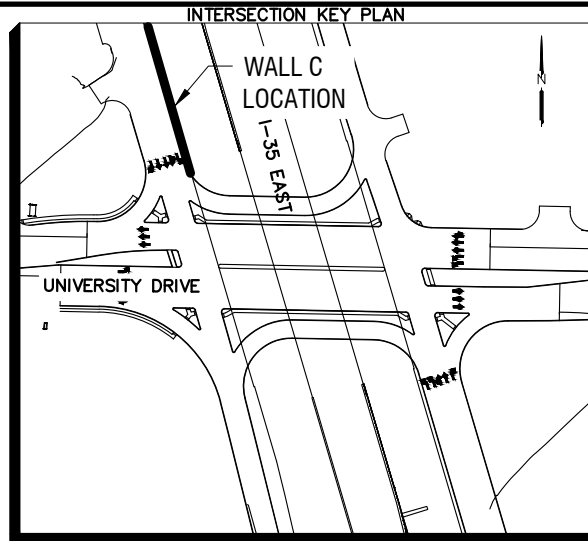
DESIGN	FED. RD. DIV. NO.	FEDERAL AID PROJECT NO.	HIGHWAY NO.
IM	6	N/A	IH-35
GRAPHICS	STATE	DISTRICT	COUNTY
KB	TEXAS	DAL	DENTON
CHECK	CONTROL	SECTION	JOB
NA	0195	03	087
CHECK			
JC			



ALTERNATIVE CONCEPT)

Scale: 1"=1'

2




PANEL RELIEF ELEVATIONS - THIS SHEET

FORM LINER -
FEDERAL STANDARD
24201 SMOOTH FINISH + 0"

FORM LINER -
FEDERAL STANDARD
27886 SMOOTH FINISH + .5"

FORM LINER -
FEDERAL STANDARD
13275 SMOOTH FINISH + .75"

FORM LINER -
FEDERAL STANDARD
27886 SMOOTH FINISH + .75"



Kimley»Horn
6160 Warren Parkway
Suite 210
Frisco, Texas 75034
Tel. No. (972) 335-3580
F-928

Texas Department of
Transportation © 2023

TXDOT I-35 WALLS AESTHETIC
PACKAGE

DENTON, TX

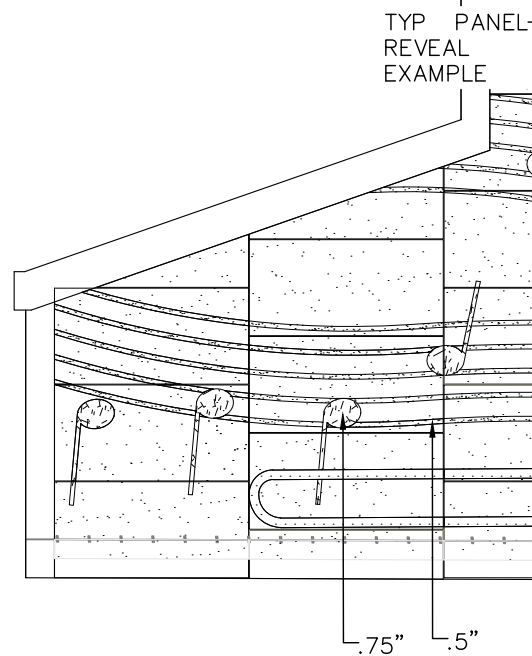
RETAINING WALL DETAILS

INTERSECTION OF I-35 & UNIVERSITY DRIVE

DESIGN	FED. RD. DIV. NO.	FEDERAL AID PROJECT NO.		HIGHWAY NO.
IM	6	N/A		IH-35
GRAPHICS	KB	STATE	DISTRICT	COUNTY
CHECK	NA	TEXAS	DAL	DENTON
CHECK	NA	CONTROL	SECTION	JOB
JC	0195	03	087	35

11/16/2023 6:52 PM
K:\FRI_LA\TXDOT I-35 - DENTON\DESIGN\04_CD\PLANSHEET\INTERSECTION OF I-35 & UNIVERSITY DRIVE.DWG

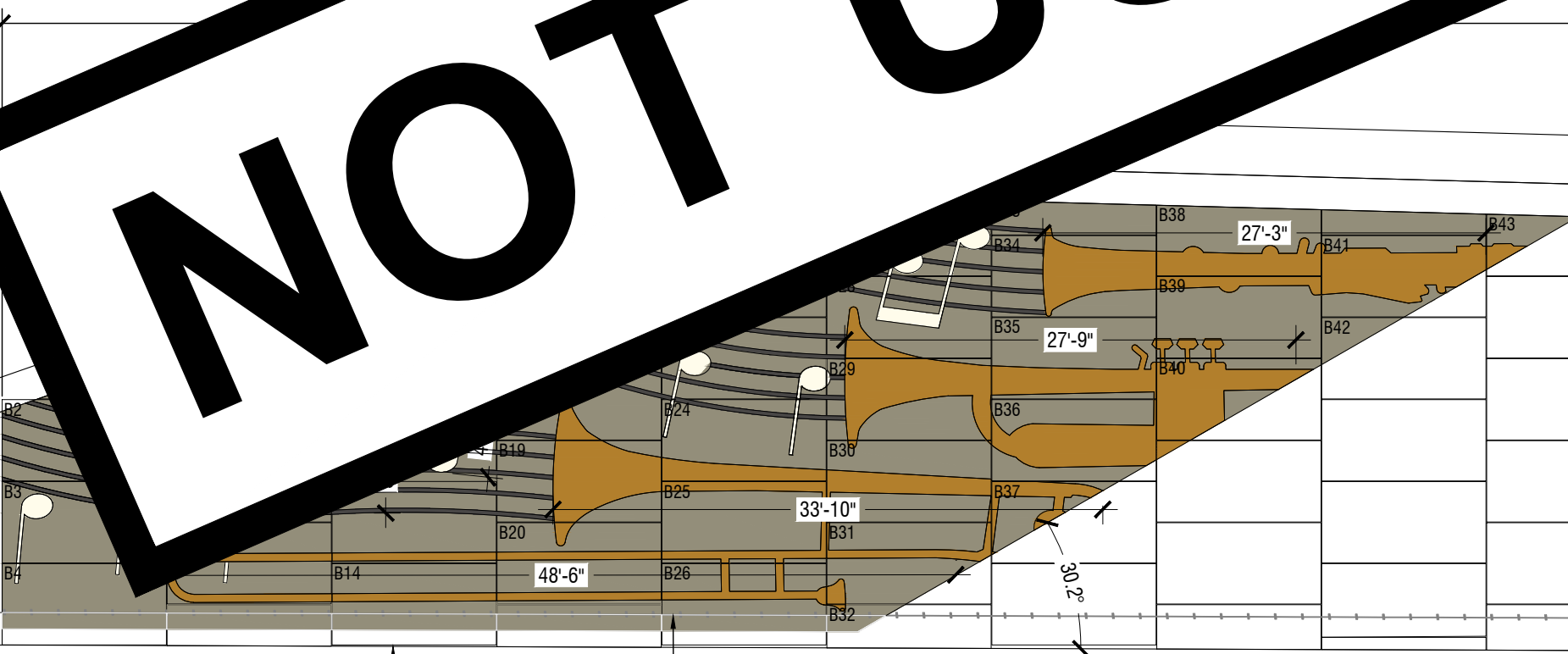
\$\$\$SCALE\$\$\$
BY: IGNACIO,MEJIA



SECTION (ALTERNATIVE CONCEPT)

Scale: 1"=10'

2



GROUND ELEVATION: 701.13

BOTTOM OF WALL: 699.13

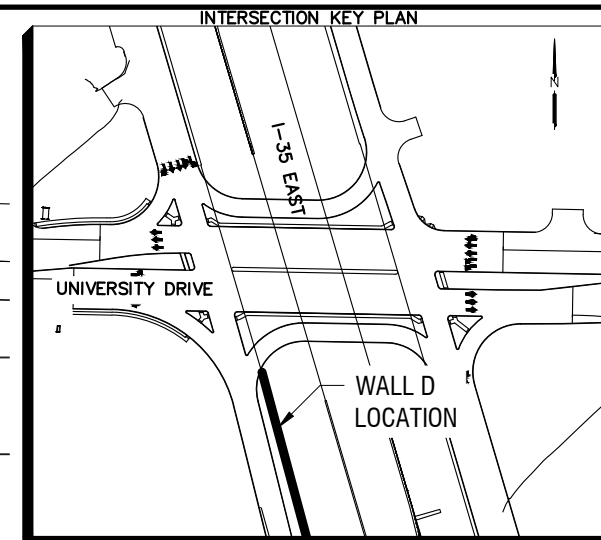
PROPOSED
FOOTING

PROPOSED FINISHED
GROUND LEVEL

MSE WALL D DIMENSION ELEVATION (ALTERNATIVE CONCEPT)

Scale: 1"=10'

1

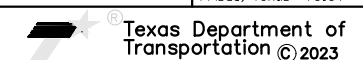


PANEL RELIEF ELEVATIONS - THIS SHEET

FORM LINER - FEDERAL STANDARD 24201 SMOOTH FINISH		+ 0"
FORM LINER - FEDERAL STANDARD 27886 SMOOTH FINISH		+ .5"
FORM LINER - FEDERAL STANDARD 13275 SMOOTH FINISH		+ .75"
FORM LINER - FEDERAL STANDARD 27886 SMOOTH FINISH		+ .75"



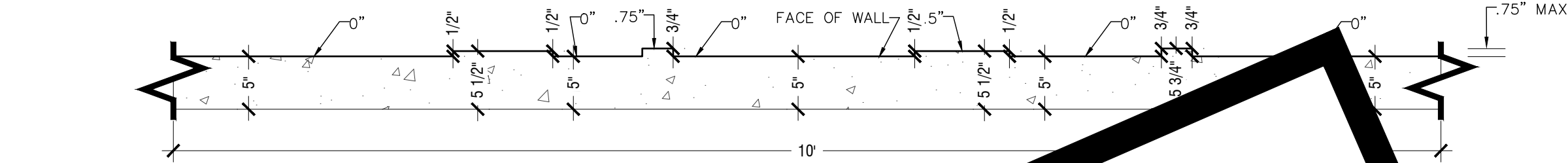
Kimley»Horn
6160 Warren Parkway
Suite 210
Frisco, Texas 75034
Tel. No. (972) 335-3580
F-928



**TXDOT I-35 WALLS AESTHETIC
PACKAGE**

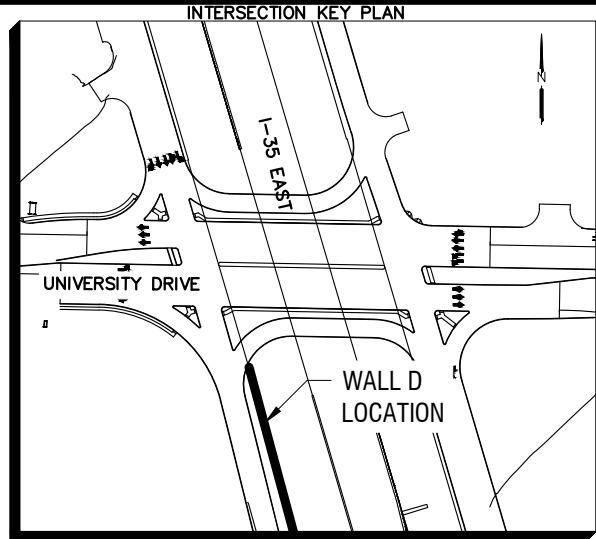
**DENTON, TX
RETAINING WALL DETAILS
INTERSECTION OF I-35 & UNIVERSITY DRIVE**

DESIGN IM	FED. RD. DIV. NO.	FEDERAL AID PROJECT NO.		HIGHWAY NO.
GRAPHICS KB	6	N/A		IH-35
CHECK NA	STATE	DISTRICT	COUNTY	SHEET NO.
CHECK JC	TEXAS	DAL	DENTON	36
	CONTROL	SECTION	JOB	
	0195	03	087	



(ALTERNATIVE CONCEPT)
 Scale: 1"=1'

2



PANEL RELIEF ELEVATIONS - THIS SHEET

- FORM LINER -
 FEDERAL STANDARD
 24201 SMOOTH FINISH

+ 0"
- FORM LINER -
 FEDERAL STANDARD
 27886 SMOOTH FINISH

+ .5"
- FORM LINER -
 FEDERAL STANDARD
 13275 SMOOTH FINISH

+ .75"
- FORM LINER -
 FEDERAL STANDARD
 27886 SMOOTH FINISH

+ .75"



11/17/2023



Kimley»Horn
 6160 Warren Parkway
 Suite 210
 Frisco, Texas 75034
 Tel. No. (972) 335-3580



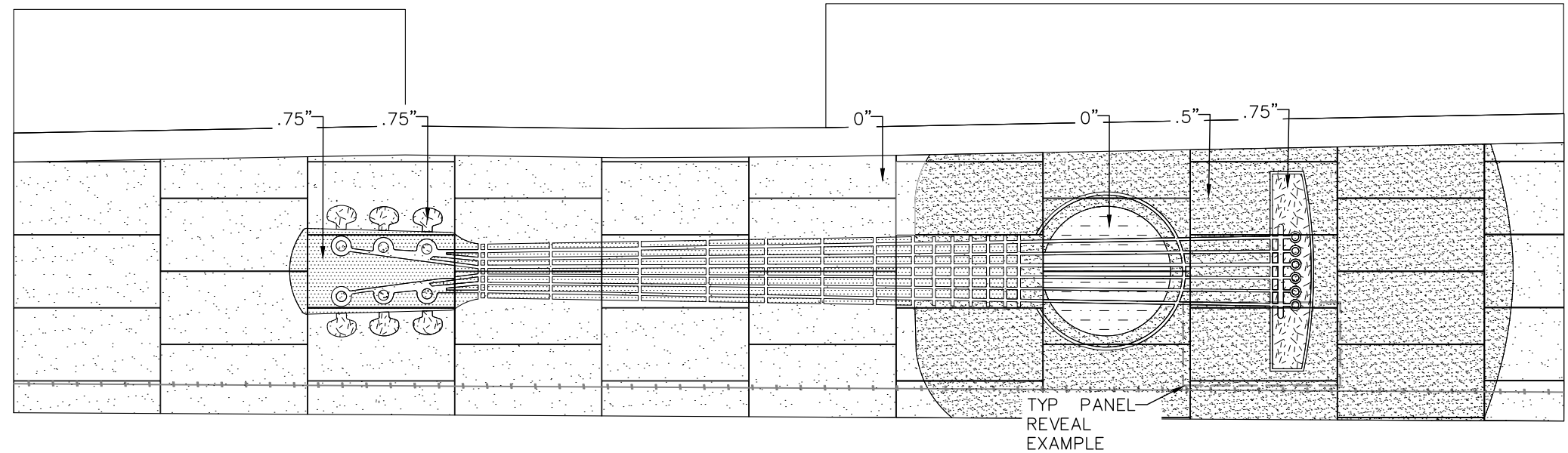
TXDOT I-35 WALLS AESTHETIC
 PACKAGE
 DENTON, TX
 RETAINING WALL DETAILS
 INTERSECTION OF I-35 & UNIVERSITY DRIVE

DESIGN	FED. RD. DIV. NO.	FEDERAL AID PROJECT NO.		HIGHWAY NO.
IM	6	N/A		IH-35
GRAPHICS	KB	STATE	DISTRICT	COUNTY
CHECK	NA	TEXAS	DAL	DENTON
CHECK	JC	CONTROL	SECTION	JOB
		0195	03	087
				37

MSE PANEL REVEAL ELEVATION (TYP)

Scale: 1"=1'

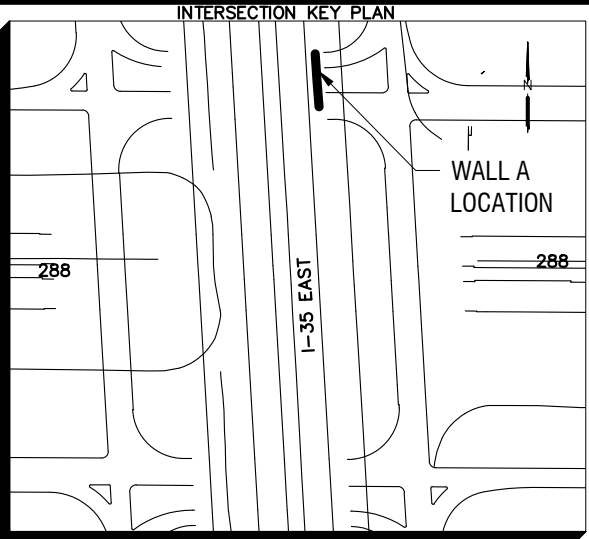
1



MSE WALL A PANEL REVEAL ELEVATION

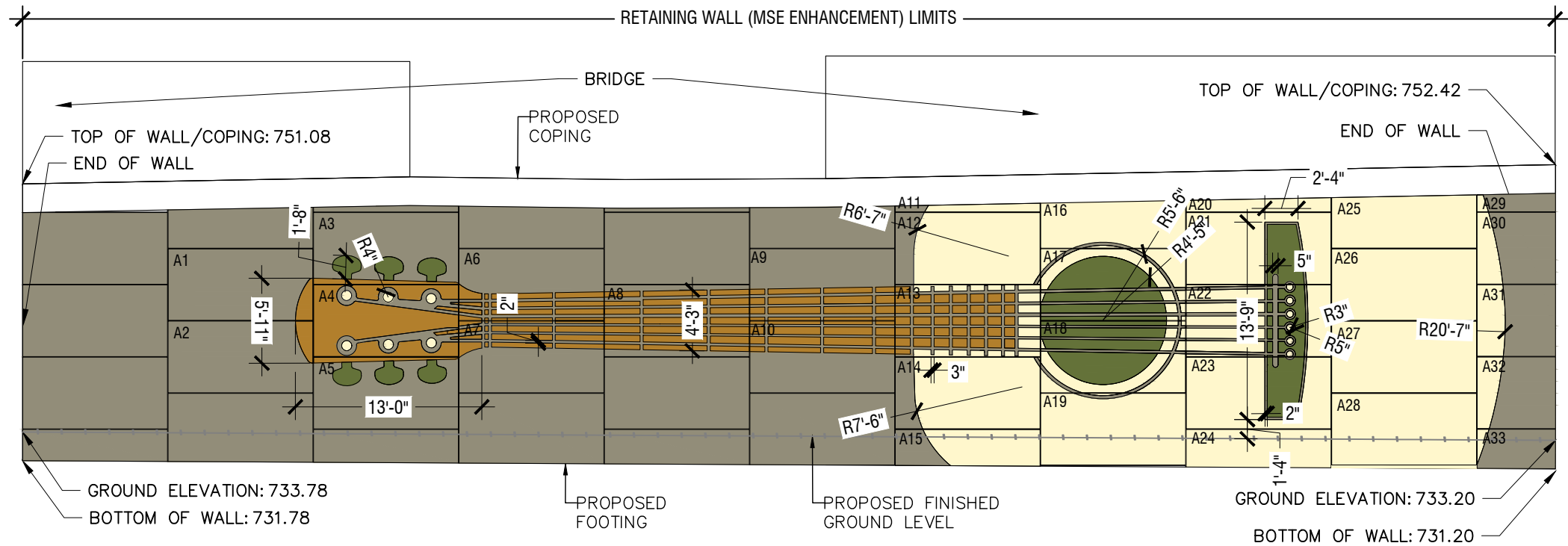
Scale: 1"=10'

2



PANEL RELIEF ELEVATIONS - THIS SHEET

- FORM LINER - FEDERAL STANDARD 24201 SMOOTH FINISH + 0"
- FORM LINER - FEDERAL STANDARD 27886 SMOOTH FINISH + .5"
- FORM LINER - FEDERAL STANDARD 16081 SMOOTH FINISH + 0"
- FORM LINER - FEDERAL STANDARD 16081 SMOOTH FINISH + .75"
- FORM LINER - FEDERAL STANDARD 13275 SMOOTH FINISH + .75"



MSE WALL A DIMENSION ELEVATION

Scale: 1"=10'

1



Kimley»Horn
6160 Warren Parkway
Suite 210
Frisco, Texas 75034
Tel. No. (972) 335-3580
F-928

Texas Department of Transportation ©2023

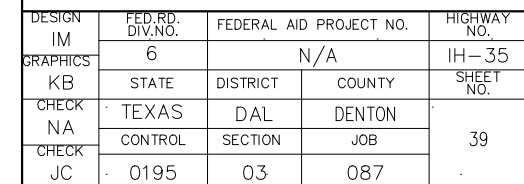
TXDOT I-35 WALLS AESTHETIC PACKAGE

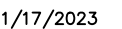
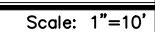
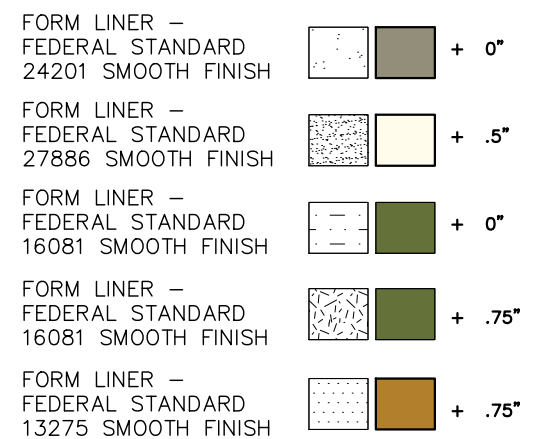
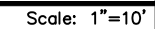
DENTON, TX

RETAINING WALL DETAILS

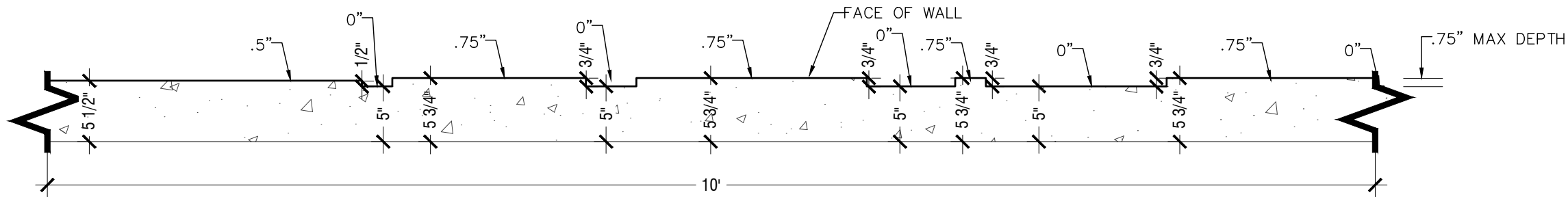
INTERSECTION OF I-35 & LOOP 288

DESIGN	FED. RD. DIV. NO.	FEDERAL AID PROJECT NO.	HIGHWAY NO.
IM	6	N/A	IH-35
GRAPHICS			
KB	STATE	DISTRICT	COUNTY
CHECK	TEXAS	DAL	DENTON
NA	CONTROL	SECTION	JOB
CHECK	0195	03	087
JC			





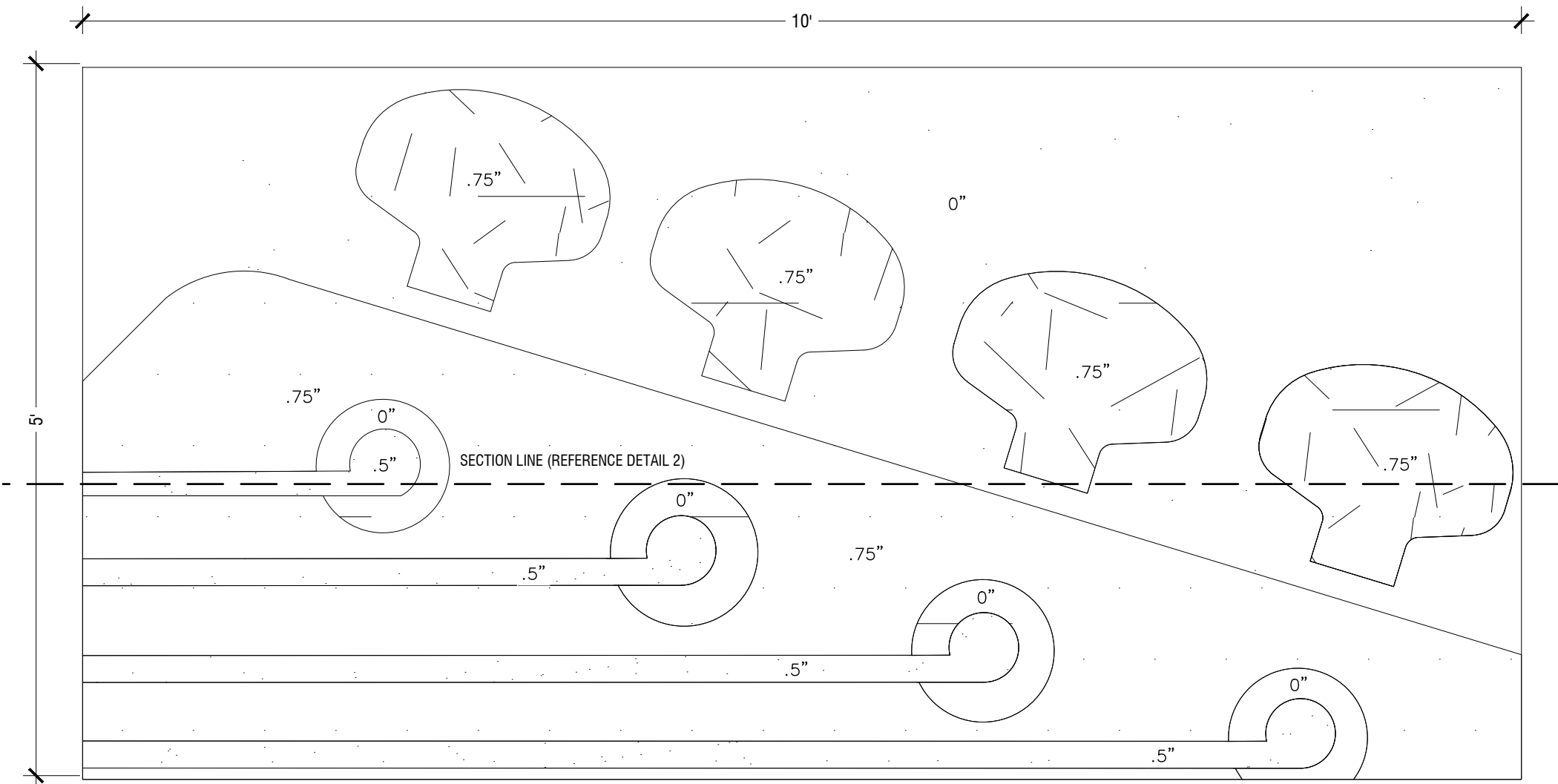
DESIGN IM	FED. RD. DIV. NO.	FEDERAL AID PROJECT NO.		HIGHWAY NO.
GRAPHICS KB	6	N/A		IH-35
CHECK NA	STATE	DISTRICT	COUNTY	SHEET NO.
CHECK JC	TEXAS	DAL	DENTON	40
	CONTROL	SECTION	JOB	
	0195	03	087	



MSE WALL B SECTION (TYP)

Scale: 1"=1'

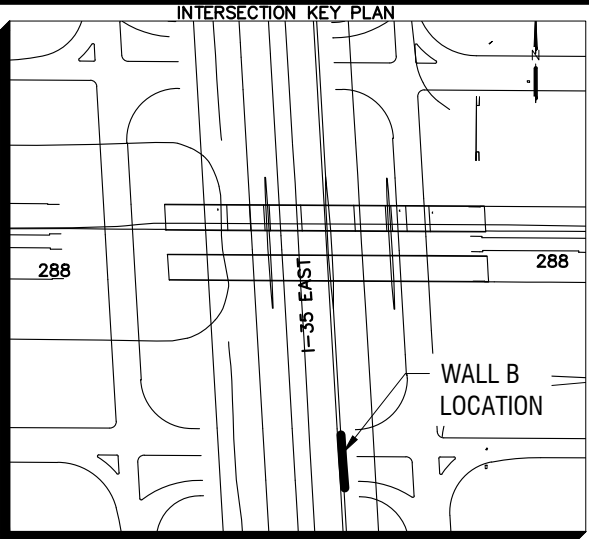
2



MSE PANEL REVEAL ELEVATION (TYP)

Scale: 1"=1'

1



PANEL RELIEF ELEVATIONS - THIS SHEET

FORM LINER - FEDERAL STANDARD 24201 SMOOTH FINISH		+ 0"
FORM LINER - FEDERAL STANDARD 27886 SMOOTH FINISH		+ .5"
FORM LINER - FEDERAL STANDARD 16081 SMOOTH FINISH		+ 0"
FORM LINER - FEDERAL STANDARD 16081 SMOOTH FINISH		+ .75"
FORM LINER - FEDERAL STANDARD 13275 SMOOTH FINISH		+ .75"



Kimley»Horn
6160 Warren Parkway
Suite 210
Frisco, Texas 75034
Tel. No. (972) 335-3580
F-928



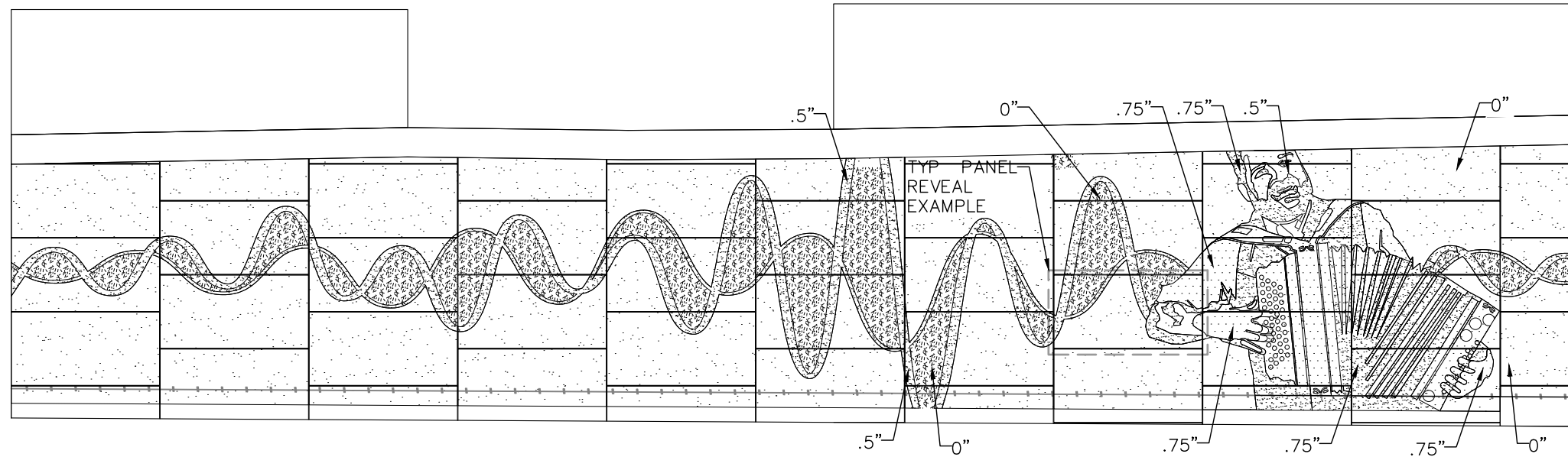
TXDOT I-35 WALLS AESTHETIC PACKAGE

DENTON, TX

RETAINING WALL DETAILS

INTERSECTION OF I-35 & LOOP 288

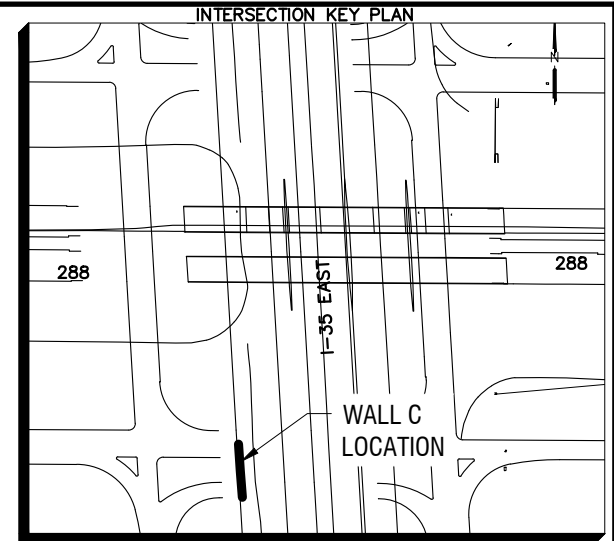
DESIGN IM	FED. RD. DIV. NO.	FEDERAL AID PROJECT NO.		HIGHWAY NO.
GRAPHICS KB	6	N/A		IH-35
CHECK NA	TEXAS	DISTRICT DAL	COUNTY DENTON	SHEET NO. 41
CHECK JC	CONTROL	SECTION 0195	JOB 087	



MSE WALL C PANEL REVEAL ELEVATION

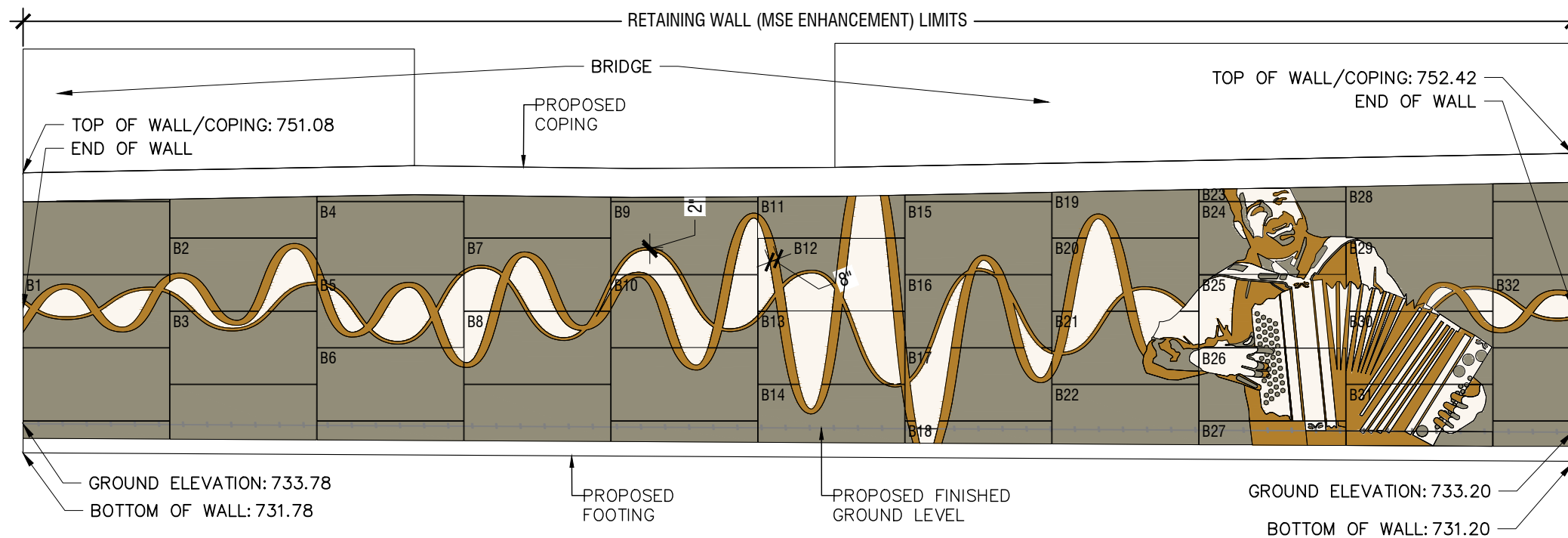
Scale: 1"=10'

2



PANEL RELIEF ELEVATIONS - THIS SHEET

FORM LINER - FEDERAL STANDARD 24201 SMOOTH FINISH		+ 0"
FORM LINER - FEDERAL STANDARD 24201 SMOOTH FINISH		+ 0"
FORM LINER - FEDERAL STANDARD 27886 SMOOTH FINISH		+ .5"
FORM LINER - FEDERAL STANDARD 13275 SMOOTH FINISH		+ .75"



MSE WALL C DIMENSION ELEVATION

Scale: 1"=10'

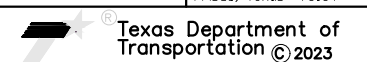
1



11/17/2023



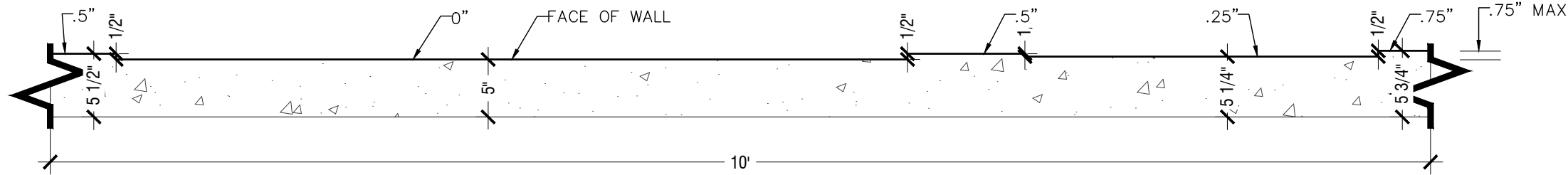
Kimley»Horn
6160 Warren Parkway
Suite 210
Frisco, Texas 75034
Tel. No. (972) 335-3580
F-928



TXDOT I-35 WALLS AESTHETIC PACKAGE

DENTON, TX
RETAINING WALL DETAILS
INTERSECTION OF I-35 & LOOP 288

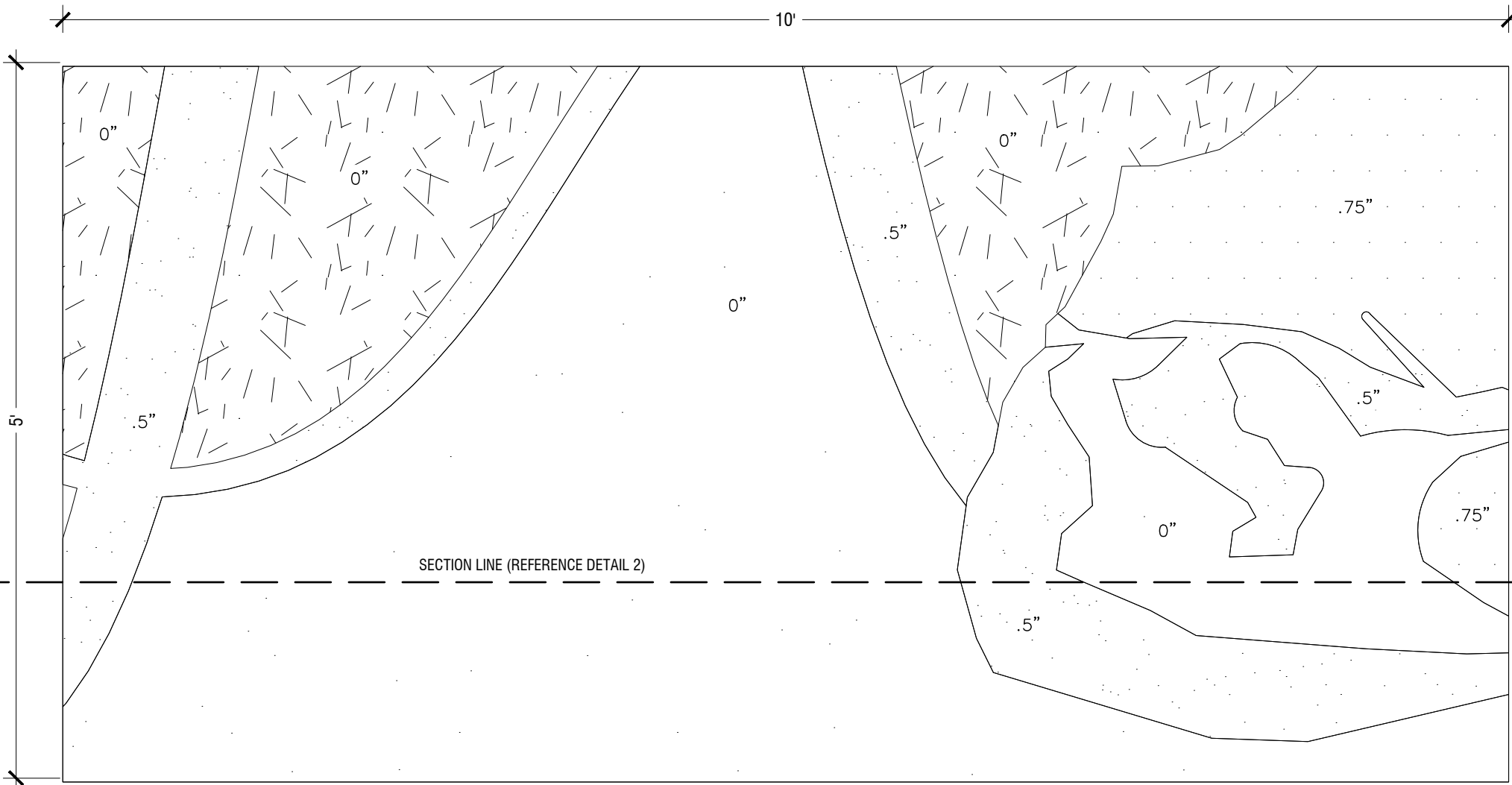
DESIGN	FED. RD. DIV. NO.	FEDERAL AID PROJECT NO.	HIGHWAY NO.
IM	6	N/A	IH-35
GRAPHICS	STATE	DISTRICT	COUNTY
KB	TEXAS	DAL	DENTON
CHECK	CONTROL	SECTION	JOB
NA	0195	03	087
CHECK			
JC			



MSE WALL C SECTION (TYP)

Scale: 1"=1'

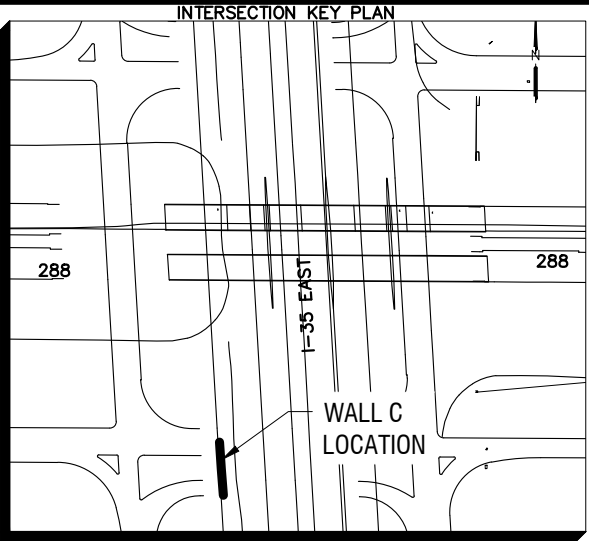
2



MSE PANEL REVEAL ELEVATION (TYP)

Scale: 1"=1'

1



PANEL RELIEF ELEVATIONS - THIS SHEET

FORM LINER - FEDERAL STANDARD 24201 SMOOTH FINISH		+ 0"
FORM LINER - FEDERAL STANDARD 24201 SMOOTH FINISH		+ 0"
FORM LINER - FEDERAL STANDARD 27886 SMOOTH FINISH		+ .5"
FORM LINER - FEDERAL STANDARD 13275 SMOOTH FINISH		+ .75"



Kimley»Horn
6160 Warren Parkway
Suite 210
Frisco, Texas 75034
Tel. No. (972) 335-3580
F-928

Texas Department of
Transportation © 2023

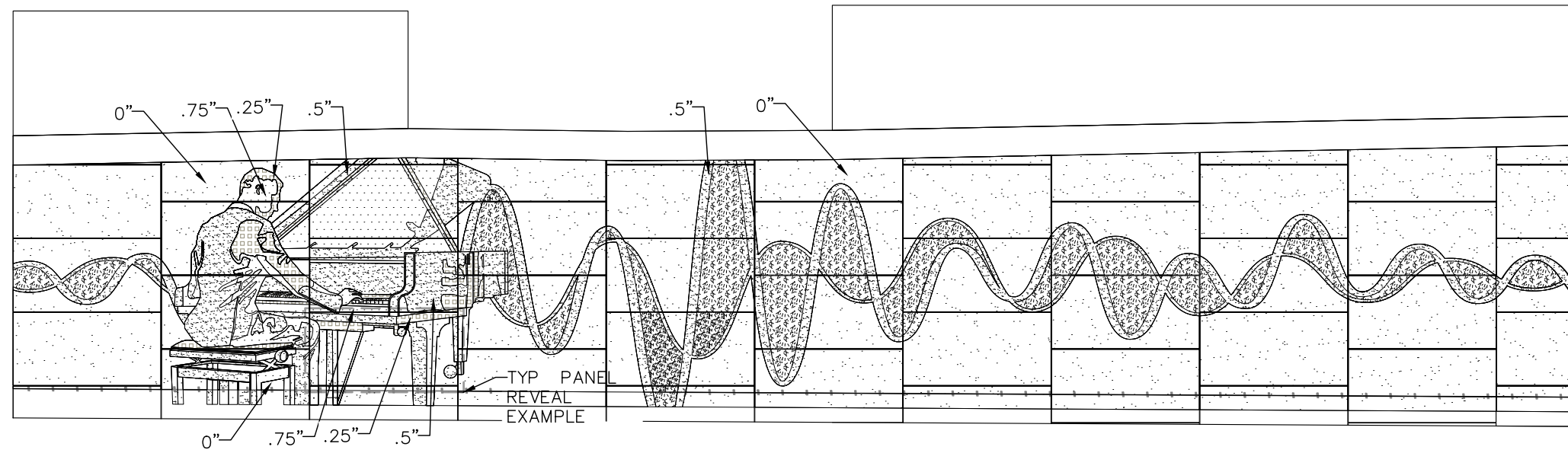
**TXDOT I-35 WALLS AESTHETIC
PACKAGE**

DENTON, TX

RETAINING WALL DETAILS

INTERSECTION OF I-35 & LOOP 288

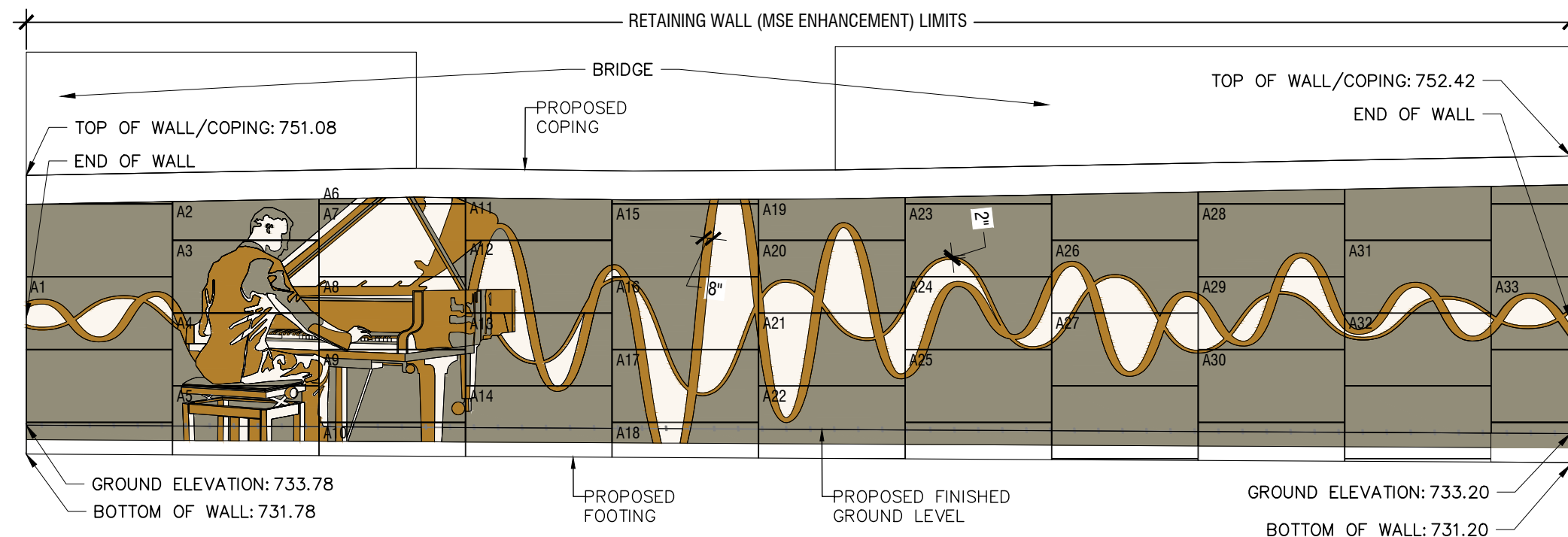
DESIGN IM	FED. RD. DIV. NO.	FEDERAL AID PROJECT NO.		HIGHWAY NO.
GRAPHICS KB	6	N/A		IH-35
CHECK NA	STATE	DISTRICT	COUNTY	SHEET NO.
CHECK JC	TEXAS	DAL	DENTON	43
	CONTROL	SECTION	JOB	
	0195	03	087	



MSE WALL D PANEL REVEAL ELEVATION

Scale: 1"=10'

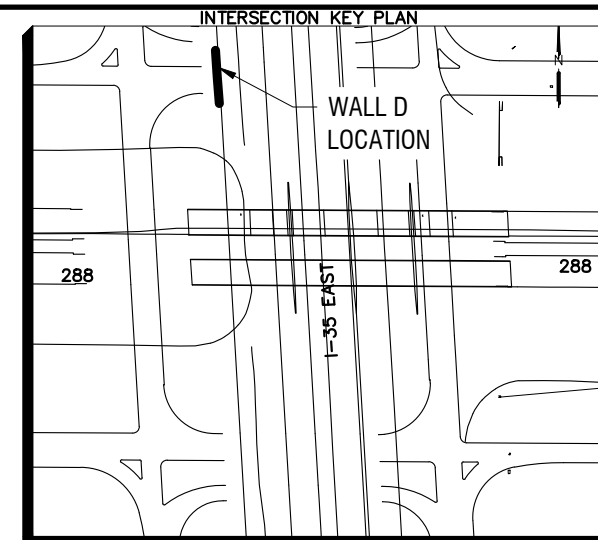
2



MSE WALL D DIMENSION ELEVATION

Scale: 1"=10'

1



PANEL RELIEF ELEVATIONS - THIS SHEET

- FORM LINER -
FEDERAL STANDARD
24201 SMOOTH FINISH + 0"
- FORM LINER -
FEDERAL STANDARD
27886 SMOOTH FINISH + 0"
- FORM LINER -
FEDERAL STANDARD
16081 SMOOTH FINISH + .25"
- FORM LINER -
FEDERAL STANDARD
27886 SMOOTH FINISH + .5"
- FORM LINER -
FEDERAL STANDARD
13275 SMOOTH FINISH + .75"

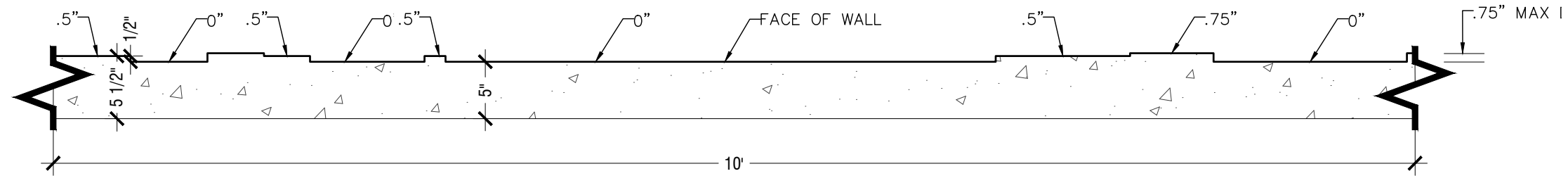


Texas Department of
Transportation ©2023

TXDOT I-35 WALLS AESTHETIC
PACKAGE

DENTON, TX
RETAINING WALL DETAILS
INTERSECTION OF I-35 & LOOP 288

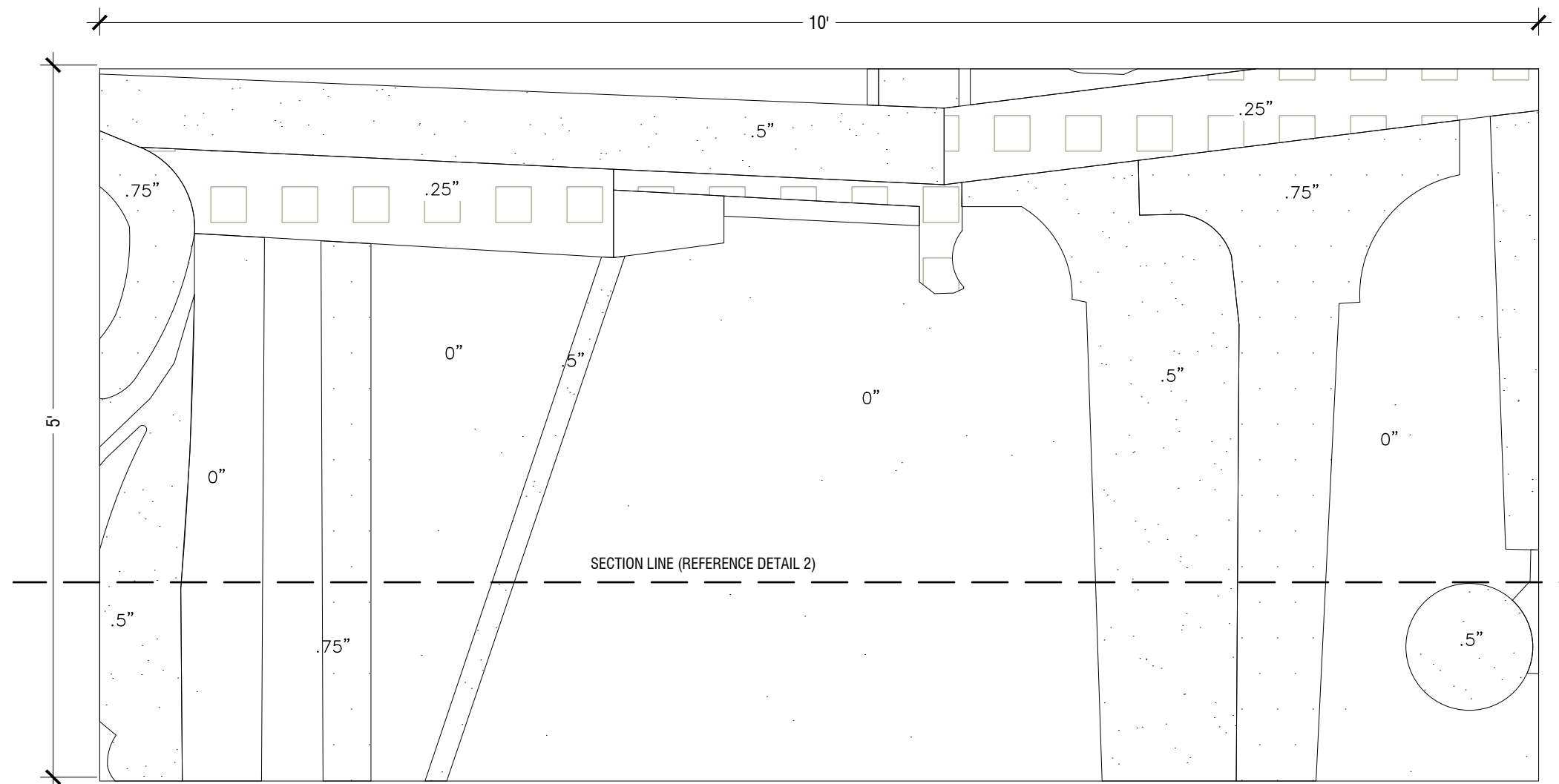
DESIGN	FED. RD. DIV. NO.	FEDERAL AID PROJECT NO.	HIGHWAY NO.
IM	6	N/A	IH-35
GRAPHICS			
KB	STATE	DISTRICT	COUNTY
CHECK	TEXAS	DAL	DENTON
NA	CONTROL	SECTION	JOB
CHECK	0195	03	087
JC			



MSE WALL D SECTION (TYP)

Scale: 1"=1'

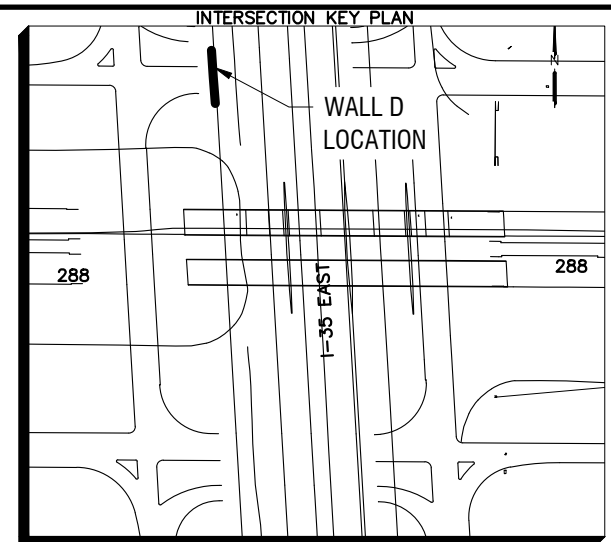
2



MSE PANEL REVEAL ELEVATION (TYP)

Scale: 1"=1'

1



PANEL RELIEF ELEVATIONS – THIS SHEET

FORM LINER –
FEDERAL STANDARD
24201 SMOOTH FINISH

FORM LINER –
FEDERAL STANDARD
27886 SMOOTH FINISH

FORM LINER –
FEDERAL STANDARD
16081 SMOOTH FINISH

FORM LINER –
FEDERAL STANDARD
27886 SMOOTH FINISH

FORM LINER –
FEDERAL STANDARD
13275 SMOOTH FINISH

+


.75"



1/17/2023



Kimley»»Horn
F-928
6160 Warren Parkway
Suite 210
Frisco, Texas 75034
Tel. No.
(972) 335-3580

 Texas Department of Transportation © 2023

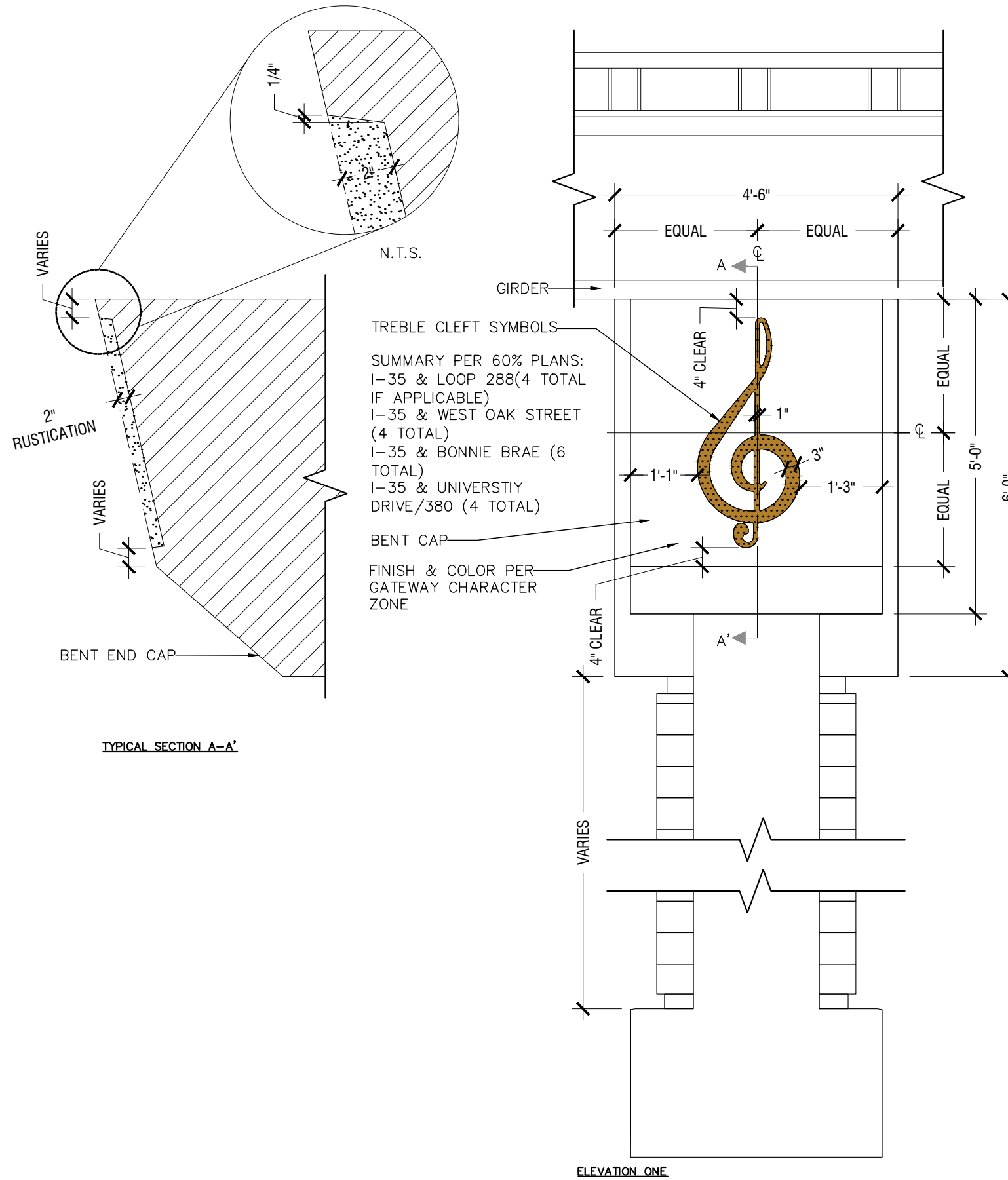
TXDOT I-35 WALLS AESTHETIC
PACKAGE

DENTON, TX

RETAINING WALL DETAILS

INTERSECTION OF I-35 & LOOP 288

DESIGN	FED. RD. DIV. NO.	FEDERAL AID PROJECT NO.		HIGHWAY NO.
IM	6	N/A		IH-35 SHEET NO. 45
GRAPHICS				
KB	STATE	DISTRICT	COUNTY	
CHECK NA	TEXAS	DAL	DENTON	
	CONTROL	SECTION	JOB	
CHECK JC	0195	03	087	




RELIEF ELEVATIONS - THIS SHEET

FORM LINER -
FEDERAL STANDARD
13275 SMOOTH FINISH



- 2"



11/17/2023



Kimley»Horn
6160 Warren Parkway
Suite 210
Frisco, Texas 75034
Tel. No. F-928
(972) 335-3580



Texas Department of
Transportation © 2023

TXDOT I-35 WALLS AESTHETIC
PACKAGE

DENTON, TX
BRIDGE BENTS

I-35 & LOOP 288


DESIGN	FED. RD. DIV. NO.	FEDERAL AID PROJECT NO.		HIGHWAY NO.
IM	6	N/A		IH-35
GRAPHICS	KB	STATE	DISTRICT	COUNTY
CHECK	NA	TEXAS	DAL	DENTON
CHECK	NA	CONTROL	SECTION	JOB
JC	0195	03	087	46

BRIDGE BENT END CAP LOGO

Scale: 1"=2'

NOTES:


1. CONTRACTOR TO COORDINATE WITH LICENSED FABRICATOR OR APPROVED EQUAL FOR FABRICATION
2. CONTRACTOR SHALL SUBMIT SHOP DRAWINGS BY A LICENSED ENGINEER (TEXAS) FOR REVIEW TO THE PROJECT ENGINEER
3. THESE DRAWINGS ARE A PICTORIAL REPRESENTATION OF MEDALLION AND ALUMINUM ONLY.
4. ALL DIMENSIONS AND HEIGHTS MUST BE VERIFIED WITH WALL SHEETS PRIOR TO ANY FINAL DESIGN, FABRICATION OR INSTALLATION WORK.
5. CAD FILES FOR ALL GRAPHIC IMAGES WILL BE PROVIDED BY THE CITY OF DENTON
6. CONTINUOUS FLEXIBLE LINEAR LIGHT FIXTURE TO BE INTEGRATED & PROVIDED BY SIGN PROVIDER/MANUFACTURER



ALUMINUM MEDALLION TYPE A. 3D RENDERING

N.T.S.

NOT USED



- PAINT – TWU MAROON
PMS: 202C CMYK: 9–100–64–48
RGB: 133–9–42 HEX: 850928
CONTRACTOR TO MATCH FEDERAL STANDARD
- PAINT – FEDERAL
STANDARD 27875
- PAINT – TWU MAROON
PMS: 202C CMYK: 9–100–64–48
RGB: 133–9–42 HEX: 850928
CONTRACTOR TO MATCH FEDERAL STANDARD
- PAINT – FEDERAL
STANDARD 27875
- PAINT – FEDERAL
STANDARD 27875
- 2" THICK BASE
- + 2" THICK FROM FACE OF BASE
- + 2" THICK FROM FACE OF BASE
- + 2.5" THICK FROM FACE OF BASE
- + 3" THICK FROM FACE OF BASE

ALUMINUM MEDALLION TYPE A. DEPTHS

Scale: 1/4"=1'



Texas Department of Transportation ©2023

TXDOT I-35 WALLS AESTHETIC PACKAGE

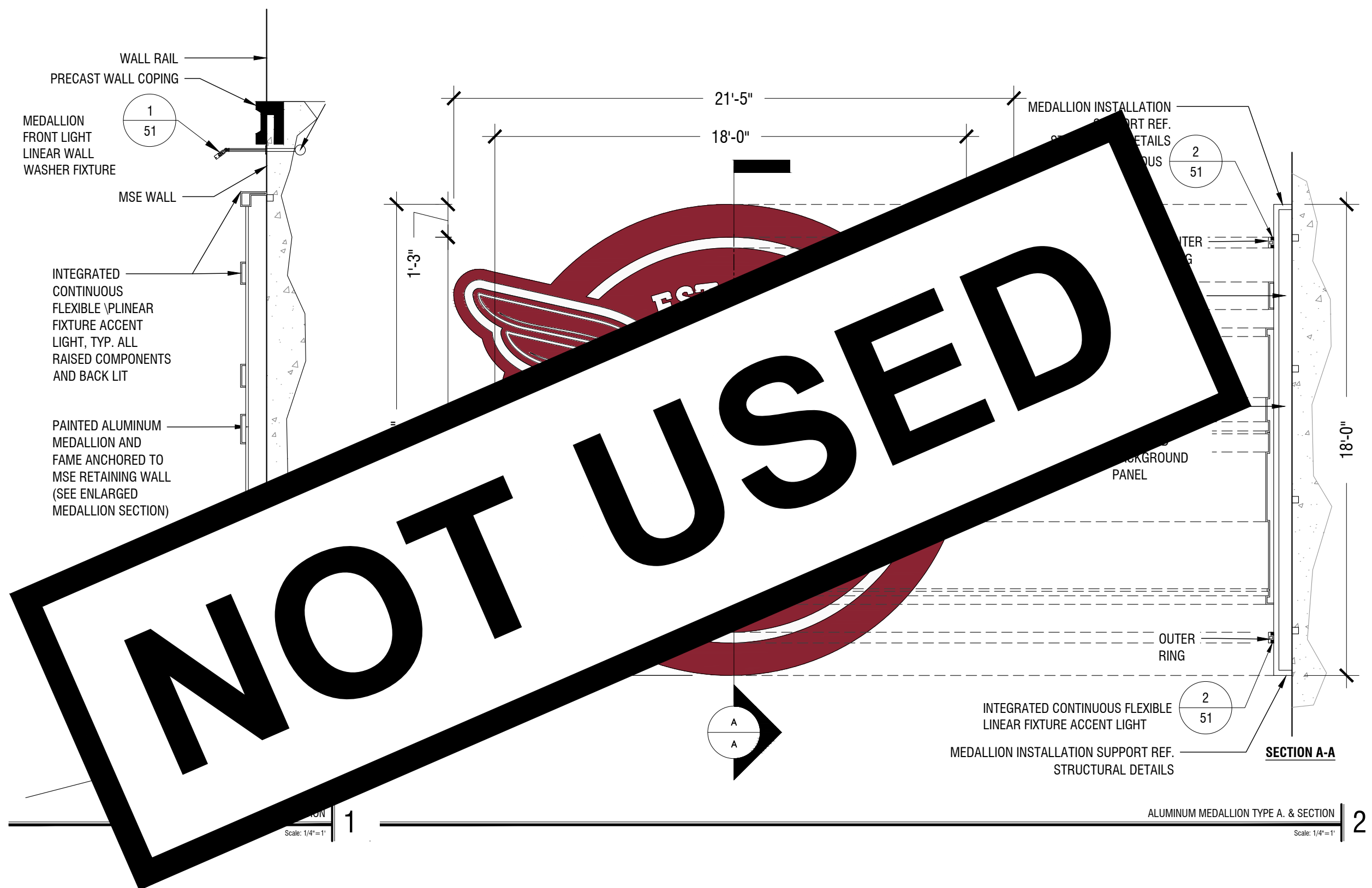
DENTON, TX

RETAINING WALL DETAILS

ALUMINUM MEDALLION DETAILS


DESIGN	FED. RD. DIV. NO.	FEDERAL AID PROJECT NO.		HIGHWAY NO.
IM	6	N/A		IH-35
GRAPHICS	KB	STATE	DISTRICT	COUNTY
CHECK	NA	TEXAS	DAL	DENTON
CHECK	NA	CONTROL	SECTION	JOB
JC	0195	03	087	47

11/16/2023 6:52 PM
K:\FRI_LA\TXDOT I-35 - DENTON\DESIGN\04_CD\PLANSHEET\INTERSECTION OF I-35 & UNIVERSITY DRIVE.DWG
BY: IGNACIO,MEJIA
\$\$\$SCALE\$\$\$
PLOTED: FILENAME:




1
Scale: 1/4"=1'


ALUMINUM MEDALLION TYPE A. & SECTION
2
Scale: 1/4"=1'



11/17/2023



Kimley»Horn
6160 Warren Parkway
Suite 210
Frisco, Texas 75034
Tel. No. (972) 335-3580
F-928



Texas Department of
Transportation © 2023

TXDOT I-35 WALLS AESTHETIC PACKAGE

DENTON, TX

RETAINING WALL DETAILS

ALUMINUM MEDALLION DETAILS

DESIGN	FED. RD. DIV. NO.	FEDERAL AID PROJECT NO.		HIGHWAY NO.
IM	6	N/A		IH-35
GRAPHICS	KB	STATE	DISTRICT	COUNTY
CHECK	NA	TEXAS	DAL	DENTON
CHECK	JC	CONTROL	SECTION	JOB
		0195	03	087
				48

NOTES:

- 1. CONTRACTOR TO COORDINATE WITH LICENSED FABRICATOR OR APPROVED EQUAL FOR FABRICATION
- 2. CONTRACTOR SHALL SUBMIT SHOP DRAWINGS BY A LICENSED ENGINEER (TEXAS) FOR REVIEW TO THE PROJECT ENGINEER
- 3. THESE DRAWINGS ARE A PICTORIAL REPRESENTATION OF MEDALLION AND ALUMINUM ONLY.
- 4. ALL DIMENSIONS AND HEIGHTS MUST BE VERIFIED WITH WALL SHEETS PRIOR TO ANY FINAL DESIGN, FABRICATION OR INSTALLATION WORK.
- 5. CAD FILES FOR ALL GRAPHIC IMAGES WILL BE PROVIDED BY THE CITY OF DENTON
- 6. CONTINUOUS FLEXIBLE LINEAR LIGHT FIXTURE TO BE INTEGRATED & PROVIDED BY SIGN PROVIDER/MANUFACTURER



ALUMINUM MEDALLION TYPE B. 3D RENDERING


N.T.S.



- PAINT – FEDERAL STANDARD 27875
- 4" DEEP FRAME
- PAINT – TWU MAROON
PMS: 202C CMYK: 9–100–64–48
RGB: 133–9–42 HEX: 850928
CONTRACTOR TO MATCH FEDERAL STANDARD
- 2" THICK BASE
- PAINT – FEDERAL STANDARD 27875
- + 2" THICK FROM FACE OF BASE

ALUMINUM MEDALLION TYPE B. DEPTHS

Scale: 1/4"=1'



11/17/2023



Kimley»Horn
6160 Warren Parkway
Suite 210 Frisco, Texas 75034
F-928 Tel. No. (972) 335-3580

Texas Department of Transportation ©2023

TXDOT I-35 WALLS AESTHETIC PACKAGE

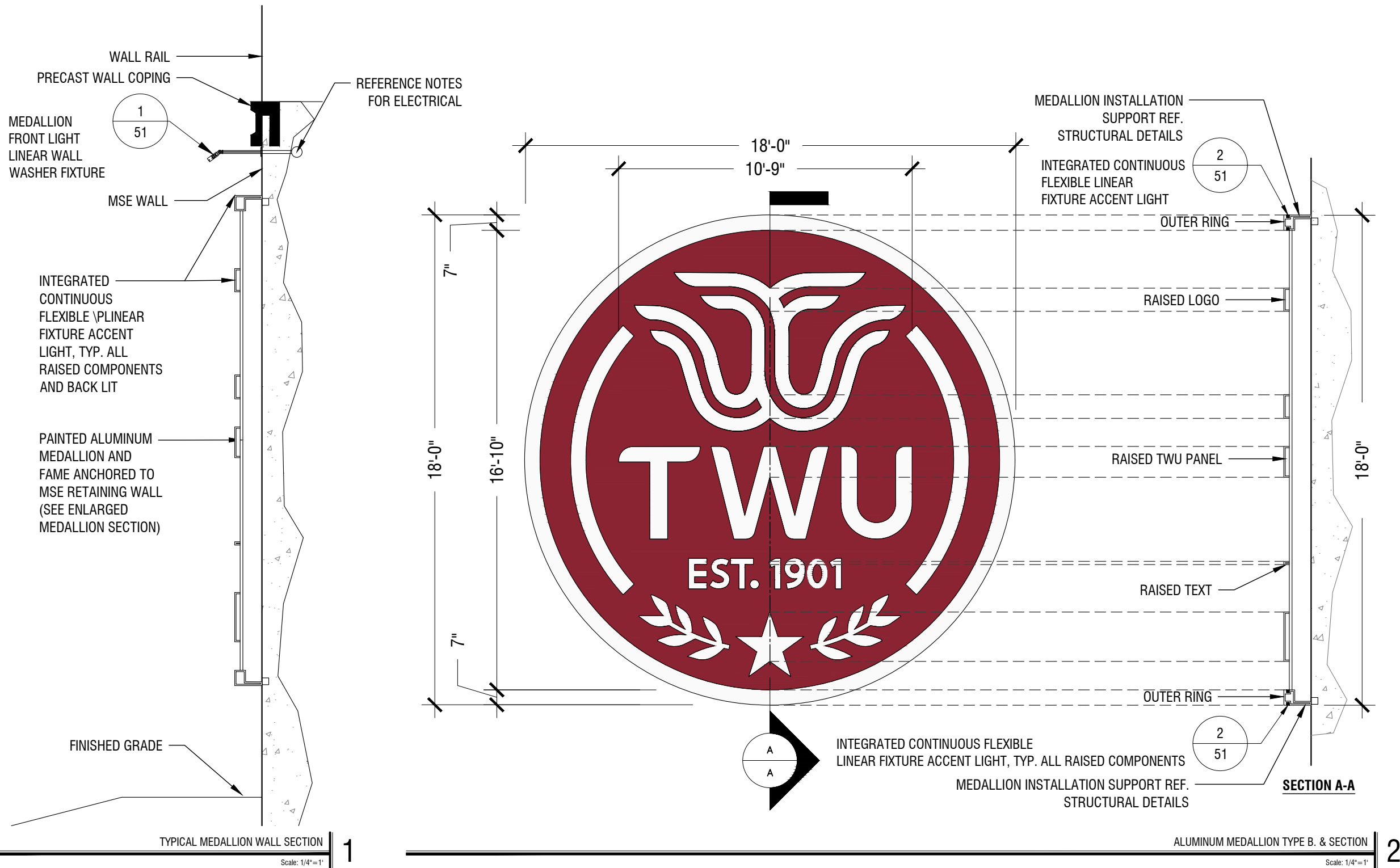
DENTON, TX

RETAINING WALL DETAILS

ALUMINUM MEDALLION DETAILS


DESIGN	FED. RD. DIV. NO.	FEDERAL AID PROJECT NO.		HIGHWAY NO.
IM	6	N/A		IH-35
GRAPHICS	KB	STATE	DISTRICT	COUNTY
CHECK	NA	TEXAS	DAL	DENTON
CHECK	NA	CONTROL	SECTION	JOB
JC	0195	03	087	49

11/16/2023 6:52 PM
FILENAME: K:\FRI_LA\TXDOT I-35 - DENTON\DESIGN\04_CD\PLANSHEET\INTERSECTION OF I-35 & UNIVERSITY DRIVE.DWG
\$\$\$SCALE\$\$\$
BY: IGNACIO,MEJIA



NOTES:

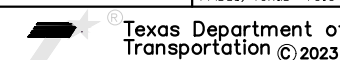
- FURNISH ALL LABOR, MATERIALS, TOOLS, ACCESSORIES, ETC. REQUIRED FOR A COMPLETE WORKING ELECTRICAL SYSTEM, INCLUDING BUT NOT LIMITED TO: LIGHT FIXTURES, JUNCTION BOXES, CONTROL BOXES, ELECTRONIC DRIVERS, PHOTOCELLS, WALL MOUNTS, FITTINGS, BOLTS, NUTS, RESTRAINTS, TRENCHING, BORING, EXCAVATION, BACK FILLING, AND ELECTRICAL CONNECTIONS.
- ALL ELECTRICAL WORK SHALL COMPLY WITH ALL APPLICABLE STATE, COUNTY AND LOCAL CODES AND ORDINANCES, AS WELL AS ALL CURRENT STANDARDS, CODES AND PRACTICES AS REQUIRED BY NEC, NEMA, ANSI, NFPA, UBC, UL, IEEE, AND UTILITY COMPANY STANDARDS.
- CONTRACTOR TO COORDINATE WITH OWNER AND ELECTRICAL SERVICE PROVIDER FOR ELECTRICAL CONNECTION.
- THE BEST AND FINAL CONDUIT ROUTING SHALL BE DETERMINED BY THE CONTRACTOR AT THE TIME OF CONSTRUCTION.
- CONTRACTOR SHALL GUARANTEE THE ELECTRICAL WORK TO BE FREE FROM DEFECTS IN MATERIALS AND WORKMANSHIP FOR A PERIOD OF TWO (2) YEARS FROM DATE OF FINAL ACCEPTANCE.
- VERIFY THE EXACT LOCATION AND ELEVATION OF ALL ELECTRICAL EQUIPMENT PRIOR TO INSTALLATION. FINAL CONNECTIONS OF EQUIPMENT SHALL BE PER MANUFACTURERS APPROVED WIRING DIAGRAMS, MOUNTING RECOMMENDATIONS, DETAILS AND INSTRUCTIONS. THE CONTRACTOR SHALL PROVIDE MATERIALS AND EQUIPMENT COMPATIBLE WITH EQUIPMENT ACTUALLY SUPPLIED.



11/17/2023



Kimley»Horn
6160 Warren Parkway
Suite 210
Frisco, Texas 75034
Tel. No. F-928
(972) 335-3580

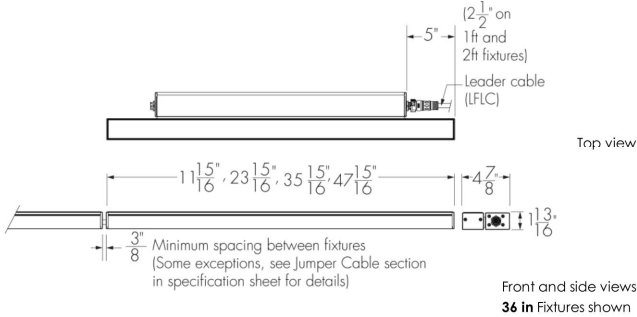


TXDOT I-35 WALLS AESTHETIC PACKAGE

DENTON, TX
RETAINING WALL DETAILS
ALUMINUM MEDALLION DETAILS

DESIGN	FED. RD. DIV. NO.	FEDERAL AID PROJECT NO.		HIGHWAY NO.
IM	6	N/A		IH-35
GRAPHICS	KB	STATE	DISTRICT	COUNTY
CHECK	NA	TEXAS	DAL	DENTON
CHECK	NA	CONTROL	SECTION	JOB
CHECK	JC	0195	03	087
				50

Project Name _____ Qty _____
 Type _____ Catalog / Part Number _____



Photometric Summary (17 W/ft)

Symmetric	Delivered output (lm)	Intensity (peak cd)
8"x8"	6,692	231,840
10"x10"	6,643	155,860
10"x30"	6,504	46,823
10"x60"	7,249	30,034
10"x90"	6,709	14,617
30"x30"	6,379	18,213
30"x60"	6,346	9,593
30"x90"	5,868	6,689
60"x60"	6,295	5,715
90"x90"	6,068	3,228
30"x10"	6,184	40,706
60"x10"	6,422	25,559
90"x30"	6,309	10,824
90"x10"	6,116	14,815
W (120")	4,950	1,702
Asymmetric		
NAS	6,183	82,064
WW	5,906	10,126
CAS	4,935	9,542

Based on 4000K, 4ft [1218mm]
 Photometric performance is measured in compliance with IESNA LM-79-08.
 8x8, 10x10, 10x30, 10x60, 10x90, 30x30, 30x60, 30x90, 60x60, 90x90, 30x10, 60x10, 60x30, 90x10, W and CAS optics tested with CL lens.
 NAS and WW optics tested with HFR lens.

Description


The Lumenfacade Pure Continuous Horizontal is the purest expression of Lumenpulse's form, quality, and performance. Designed from the inside out to be a cutting-edge expression of Lumenpulse quality, the Lumenfacade Pure possesses simplified control options, integrated accessories, and cohesive mounting options. Rethink everything you've thought about white light; think Lumenpulse.

Features

Length (nominal)	12: 12 in, 24: 24 in, 36: 36 in, 48: 48 in	
Color and Color Temperature	22K: 2200K, 27K: 2700K, 30K: 3000K, 35K: 3500K, 40K: 4000K	
Vibration Rating	NVR: No vibration rating required, VRN: Vibration rated for normal applications, VRBO: Vibration rated for bridge and overpass	
Fixed Mounting Options	FXH: Fixed Mounting Horizontal (0° Pivot Limit)	
Continuously Adjustable Mounting Options	SMH: Slim Adjustable Mounting Horizontal Continuously Adjustable (110° Pivot Limit) WMCH6: Wall Mounting Horizontal Continuously Adjustable, 6 in to Optical Center (180° Pivot Limit) WMCH18: Wall Mounting Horizontal Continuously Adjustable, 18 in to Optical Center (180° Pivot Limit)	WMCH3: Wall Mounting Horizontal Continuously Adjustable, 3.5 in to Optical Center (120° Pivot Limit) WMCH12: Wall Mounting Horizontal Continuously Adjustable, 12 in to Optical Center (180° Pivot Limit) WMCH24: Wall Mounting Horizontal Continuously Adjustable, 24 in to Optical Center (180° Pivot Limit)

ALUMINUM MEDALLION FRONT LIGHT
 N.T.S.

1



- Fully encapsulated flexible micro-fixture with up/down and side bending capabilities
- 60% smaller than Q-Tran's standard fixture (KURV)
- Perfect for not only indoor use but also as outdoor accent lighting where the fixture is visible
- Features a 9" bending radius and seven different mounting hardware options to ensure our product fits any design need

1	2	3	4	5	6	7	8	9	10	11	12
PRODUCT	MOUNTING	RATED	CCT	WATTAGE	LENS	WIRE INPUT/OUTPUT	CONNECTOR/WIRE IN	CONNECTOR/WIRE OUT	END CAPS	LENGTH (IN)	EXACT/OPTIMAL
ANBD-SW											

Sample Part Number: ANBD-SW-PPS-2-DRY-30-4-0-ENC/TL-P1A-BW-N/A-48"-E

1

PRODUCT

ANBD-SW

See last page for compatible power supplies.

2

MOUNTING

PPS-2 PVC Clip
PPS-96 PVC Channel
PPS-FT PVC Channel Custom Length
PPS-LP-2 PVC Low Profile Clip
PPS-LP-FT PVC Low Profile Channel Custom Length
PPS-LP-96 PVC Low Profile Channel
WSC White Snug Clip

White snug clip only for indirect cove use, not intended for hanging fixtures upside down.

3

RATED

DRY IP20
WET IP67

4

CCT

24 2400K
27 2700K
30 3000K
35 3500K
40 4000K

5

WATTAGE

1.0 1.0W-SO
2.0 2.0W-HO
4.0 4.0W-VHO

SO: Standard Output
HO: High Output
VHO: Very High Output

6

LENS

ENC/CL Encapsulated in Clear
ENC/TL Encapsulated in Translucent

For representation of LED visibility, see Diode Visibility section on following pages

7

WIRE INPUT/OUTPUT

S1A Single 1 (Input only) - End Feed
S1B Single 1 (Input only) - End Feed

P1A Pass Through 1 (Input/Output) - End Feed
P1B Pass Through 1 (Input/Output) - End Feed

8

CONNECTOR/WIRE IN

BW Bare Wire (Standard 24")
BRL Barrel
CON6 Connector 6"
CON24 Connector 24"

Connector/Wire In not needed to specify product. Typical selection is BW.
BW: Standard length is 24". Max length is 120". Request custom length by writing in part number next to BW (example: BW48)

BW Bare Wire (Standard 24")
BRL Barrel
CON6 Connector 6"
CON24 Connector 24"

Connector/Wire In not needed to specify product. Typical selection is BW.
BW: Standard length is 24". Max length is 120". Request custom length by writing in part number next to BW (example: BW48)

9

CONNECTOR/WIRE OUT

N/A Closed End (No feed)

BW Bare Wire (Standard 24")
BRL Barrel
CON6 Connector 6"
CON24 Connector 24"

Connector/Wire Out not needed to specify product. Typical selection is N/A or BW.
BW: Standard length is 24". Max length is 120". Request custom length by writing in part number next to BW (example: BW48)

10

END CAPS

CL Clear
WH White

N/A Not Applicable

11

LENGTH (IN)

Fixture length min 12", max 191". Consult factory for lengths under 12". Available in 1" increments.

12


EXACT/OPTIMAL

O Optimal Illumination
E Exact Specified Length

Exact fixtures are the length specified. Optimal fixtures' length is rounded down with illumination end to end. All fixtures' tolerance is +0 - 1/8". See charts on following pages.

ALUMINUM MEDALLION ACCENT LIGHT
 N.T.S.

2



11/17/2023



Kimley»Horn
 6160 Warren Parkway
 Suite 210 Frisco, Texas 75034
 F-928 Tel. No. (972) 335-3580

Texas Department of Transportation © 2023

TXDOT I-35 WALLS AESTHETIC PACKAGE
 DENTON, TX
 RETAINING WALL DETAILS
 ALUMINUM MEDALLION DETAILS

DESIGN	FED. RD. DIV. NO.	FEDERAL AID PROJECT NO.		HIGHWAY NO.
IM	6	N/A		IH-35
GRAPHICS				
KB	STATE	DISTRICT	COUNTY	SHEET NO.
CHECK NA	TEXAS	DAL	DENTON	51
CHECK JC	CONTROL	SECTION	JOB	
	0195	03	087	


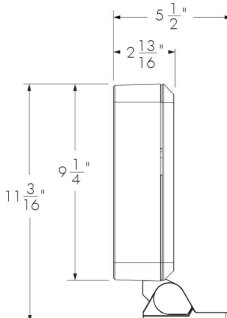

11/16/2023 6:52 PM
K:\FRI_LA\TXDOT I-35 - DENTON\DESIGN\04_CD\PLANSHEET\INTERSECTION OF I-35 & UNIVERSITY DRIVE.DWG
\$\$\$SCALE\$\$\$
BY: IGNACIO,MEJIA

NOTES:

- PREFERRED ILLUMINATION SPEC TO BE INSTALLED AS OVERPASS LIGHTING
- SPEC NOT SHOWN ON DRAWING
- FURNISH ALL LABOR, MATERIALS, TOOLS, ACCESSORIES, ETC. REQUIRED FOR A COMPLETE WORKING ELECTRICAL SYSTEM, INCLUDING BUT NOT LIMITED TO: LIGHT FIXTURES, JUNCTION BOXES, CONTROL BOXES, ELECTORNIC DRIVERS, PHOTOCELLS, WALL MOUNTS, FITTINGS, BOLTS, NUTS, RESTRAINTS, TRENCHING, BORING, EXCAVATION, BACK FILLING, AND ELECTRICAL CONNECTIONS.
- ALL ELECTRICAL WORK SHALL COMPLY WITH ALL APPLICABLE STATE, COUNTY AND LOCAL CODES AND ORDINANCES, AS WELL AS ALL CURRENT STANDARDS, CODES AND PRACTICES AS REQURED BY NEC, NEMA, ANSI, NFPA, UBC, UL, IEEE, AND UTILITY COMPANY STANDARDS.
- CONTRACTOR TO COORDINATE WITH OWNER AND ELECTRICAL SERVICE PROVIDER FOR ELECTRICAL CONNECTION.
- THE BEST AND FINAL CONDUIT ROUTING SHALL BE DETERMINED BY THE CONTRACTOR AT THE TIME OF CONSTRUCTION.
- CONTRACTOR SHALL GUARANTEE THE ELECTRICAL WORK TO BE FREE FROM DEFECTS IN MATERIALS AND WORKMANSHIP FOR A PERIOD OF TWO (2) YEARS FROM DATE OF FINAL ACCEPTANCE.
- VERIFY THE EXACT LOCATION AND ELEVATION OF AL ELECTRICAL EQUIPMENT PRIOR TO INSTALLATION. FINAL CONNECTIONS OF EQUIPMENT SHALL BE PER MANUFACTURERS APPROVED WIRING DIAGRAMS, MOUNTING RECOMMENDATIONS, DETAILS AND INSTRUCTIONS. THE CONTRACTOR SHALL PROVIDE MATERIALS AND EQUIPMENT COMPATIBLE WITH EQUIPMENT ACTUALLY SUPPLIED.

Project Name _____ Qty _____

Type _____ Catalog / Part Number _____



Photometric Summary

Symmetric

	Delivered output (lm)	Intensity (peak cd)
XN (3°)	2,381	331,811
VN (6°)	1,888	99,894
NS (10°)	2,714	38,895
NF (20°)	2,567	24,613
M (30°)	2,490	13,855
FL (40°)	2,252	5,837
WFL (60°)	2,020	1,520

Asymmetric

	Delivered output (lm)	Intensity (peak cd)
NAS	1,726	28,602
WW	2,363	3,940

Roadway

	Delivered output (lm)	BUG rating
2-Type II	1,882	B:1 U:0 G:1
3-Type III	2,011	B:1 U:0 G:1
4-Type IV	1,663	B:1 U:0 G:1
5S-Type VS	1,967	B:1 U:0 G:0

Based on 4000K configuration.
Photometric performance is measured in compliance with IESNA LM 79-08.
Refer to IES files for photometric information on distributions with backlight shield options (2BLS, 3BLS and 4BLS).

Description

The Lumenquad Medium, 28W LED luminaire, has a sleek 2 13/16 in profile with no visible wiring or hardware and seamlessly integrates with any architecture. Lumenpulse's latest generation of LED boards possess an optimised candela and lumens recipe for both Narrow and Wide optics. The Lumenquad Medium is the epitome of versatility and can be configured with numerous options including optics for wallwash, floodlighting, or street lighting, a choice of colour temperatures and colours, as well as various mounting options, accessories, controls, and multiple standard finishes.

Features

Color and Color Temperature2200K, 2700K, 3000K, 3500K, 4000K, 5700K, Red, Green, Blue

Optics (Nominal Distribution)Extra Narrow 3°, VN (6°), NS (10°), NF (20°), M (30°), FL (40°), WFL (60°), NAS (Narrow Asymmetric), WW (Asymmetric Wallwash), Type II, Type II backlight shield, Type III, Type III backlight shield, Type IV, Type IV backlight shield, Type VS

Mounting OptionsSurface mount, Wall mount bracket with decorative cover, Wall mount bracket without decorative cover, Recessed JBOX wall mount with decorative cover, Recessed JBOX wall mount without decorative cover, Pole mount, Tenon mount, Stake mount, Stud mount

Optical Options (factory installed)Linear spread lens horizontal distribution, Linear spread lens vertical distribution, Honeycomb louver

OptionCorrosion-resistant coating for hostile environments

Power Consumption28W

Warranty5-year limited warranty

Performance


Maximum Delivered Output2,714 lm (4000K, NS 10°)

Maximum Delivered Intensity331,811 cd at nadir (4000K, XN 3°)


OVERPASS ILLUMINATION SPECS

N.T.S.


1



11/17/2023



Kimley»Horn
6160 Warren Parkway
Suite 210
Frisco, Texas 75034
F--928
Tel. No. (972) 335-3580



Texas Department of
Transportation ©2023

TXDOT I-35 WALLS AESTHETIC
PACKAGE
DENTON, TX
RETAINING WALL DETAILS
ILLUMINATION DETAIL

DESIGN	FED. RD. DIV. NO.	FEDERAL AID PROJECT NO.		HIGHWAY NO.
IM	6	N/A		IH-35
KB	STATE	DISTRICT	COUNTY	SHEET NO.
CHECK NA	TEXAS	DAL	DENTON	52
CHECK JC	CONTROL	SECTION	JOB	
	0195	03	087	

DOCUMENTS AND LIMITATIONS:

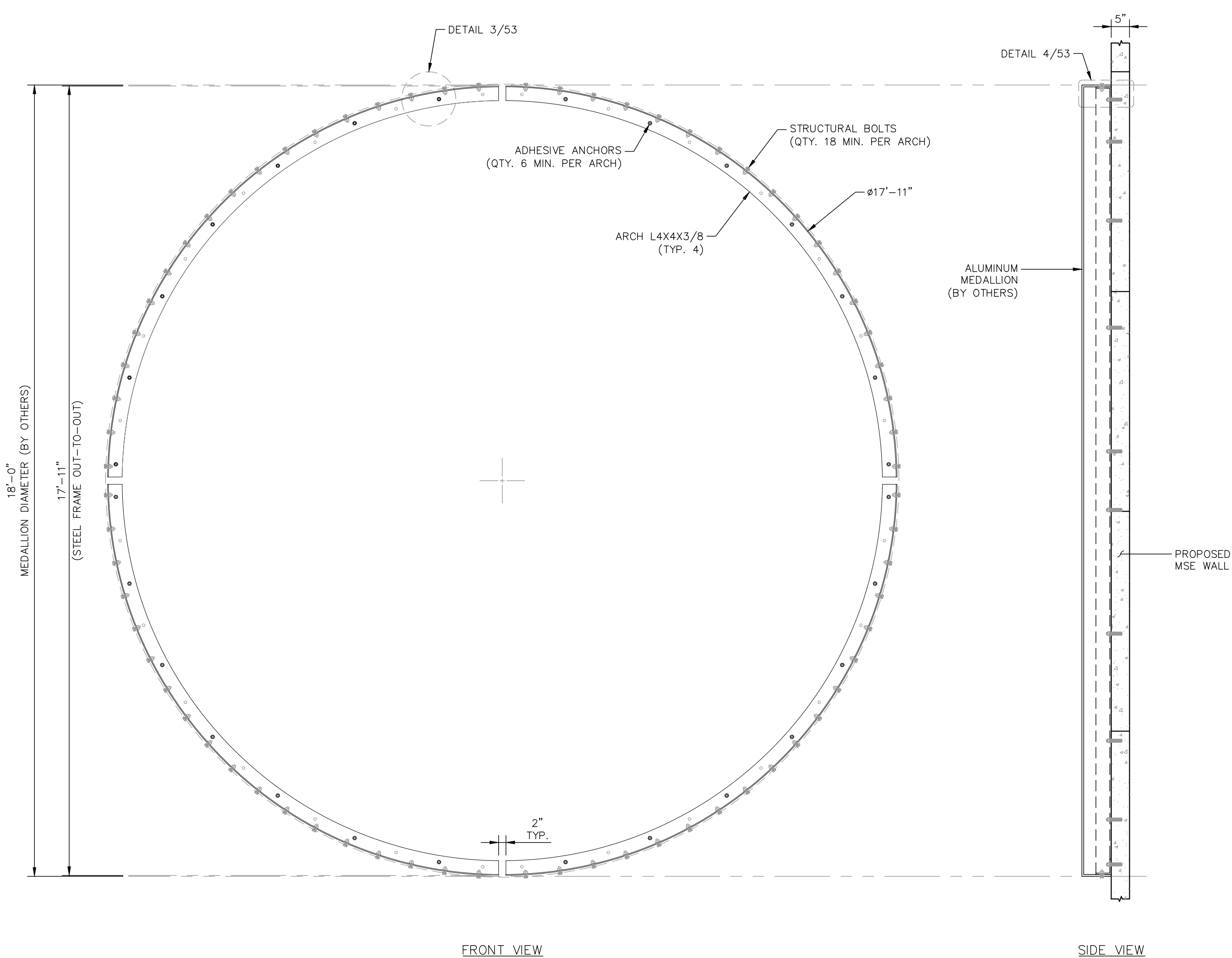
1. THE DRAWINGS, CALCULATIONS, SPECIFICATIONS, AND REPRODUCTIONS, RELATING TO THE STRUCTURAL PART OF THE PROJECT, ARE INSTRUMENTS OF SERVICE TO BE USED ONLY FOR THIS PROJECT.
2. IT IS UNDERSTOOD THAT THE STRUCTURAL ENGINEER OF RECORD MAKES NO WARRANTY, EITHER EXPRESSED OR IMPLIED, AS TO FINDINGS, DESIGNS, RECOMMENDATIONS, SPECIFICATIONS, OPINION, OR PROFESSIONAL ADVICE, EXCEPT THAT THESE INSTRUMENTS OF SERVICE HAVE BEEN PREPARED IN ACCORDANCE WITH THE CURRENT GENERALLY ACCEPTED PROFESSIONAL ENGINEER PRACTICES.
3. ALL NON-STRUCTURAL ELEMENTS INDICATED ON THE STRUCTURAL DRAWINGS HAVE BEEN SHOWN IN GENERAL TO THE RELATIONSHIP TO THE STRUCTURAL ELEMENTS. ACCORDINGLY, THEY SHALL NOT BE ASSUMED TO BE ACCURATE AND REFERENCE MUST BE MADE TO THE APPROPRIATE CONSULTANT(S) PLANS AND SPECIFICATIONS.
4. DESIGN OF THE MEDALLIONS AND ANY ASSOCIATED WELDS AND CONNECTIONS ARE PROVIDED BY THE MANUFACTURER AND ARE NOT RESPONSIBILITY OF KIMLEY- HORN AND ASSOCIATES.
5. MOUNTING DESIGN IS BASED ON THE PROPOSED MEDALLIONS WEIGHTS, DIMENSIONS, AND MATERIALS PROVIDED BY THE MANUFACTURER.
 - 5.1. ASSUMED MEDALLION WEIGHT: 7,200 LBS EA.
 - 5.2. ASSUMED MEDALLION DIAMETER: 18 FT

DIMENSIONS:

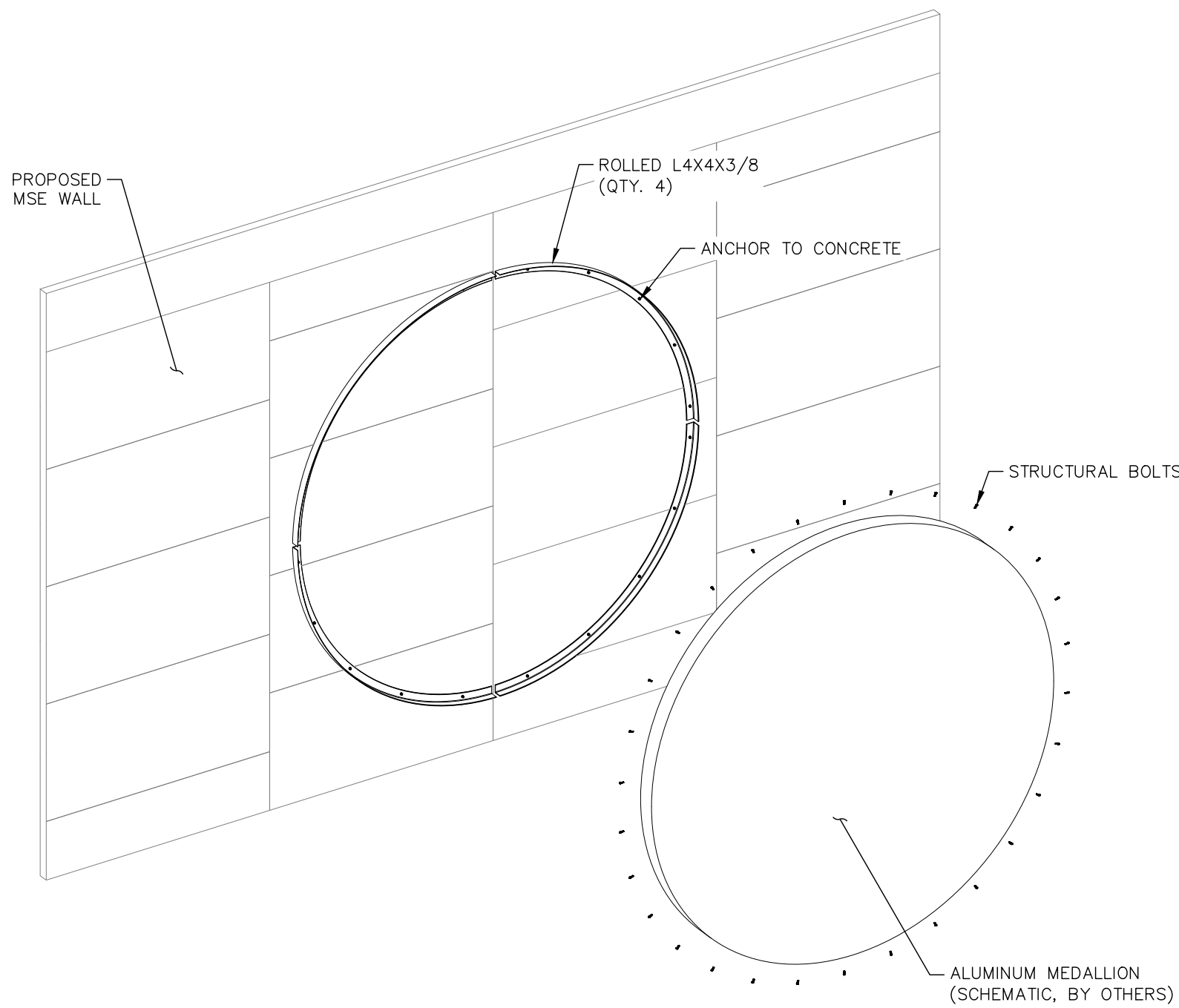
1. BEFORE STARTING WORK, THE CONTRACTOR SHALL VERIFY ALL DIMENSIONS AND ELEVATIONS ON THE SITE, AND REPORT ANY DISCREPANCIES IMMEDIATELY TO THE ENGINEER.
2. THE CONTRACTOR SHALL REFER TO THE ENGINEER FOR HIS INSTRUCTIONS FOR ANY DIMENSION NOT GIVEN ON OR OBTAINABLE FROM THE DRAWINGS. THE CONTRACTOR SHALL NOT USE SCALE TO OBTAIN OR VERIFY ANY DIMENSION SHOWN ON THESE DRAWINGS.

STRUCTURAL NOTES:

1. REFERENCES TO TXDOT SHALL BE THE TEXAS DEPARTMENT OF TRANSPORTATION STANDARD SPECIFICATIONS FOR CONSTRUCTION AND MAINTENANCE OF HIGHWAYS, STREETS, AND BRIDGES, 2014 EDITION.
2. ALL STEEL SHALL BE IN ACCORDANCE WITH TXDOT ITEM 441, STEEL STRUCTURES.
3. ALL STEEL SECTIONS SHALL CONFORM TO ASTM A36.
 - 3.1. STEEL SECTION: L4X4X3/8 (HOT-DIPPED GALVANIZED)
4. CONTRACTOR RESPONSIBLE TO FIELD VERIFY INSTALLATION TOLERANCES ARE MET PRIOR TO INSTALLING ANCHORS. GAP TOLERANCE BETWEEN MEDALLION AND STRUCTURAL FRAME SHALL BE UP TO 3/16" MAXIMUM.
5. ALUMINUM SIGN AND FRAME SHALL BE DESIGNED BY OTHERS TO DISTRIBUTE ALL LOADS TO THE EXTERIOR CONNECTIONS DETAILED ON THESE PLANS. KIMLEY-HORN IS NOT RESPONSIBLE FOR THE STRUCTURAL INTEGRITY OF THE ALUMINUM SIGN AND FRAME ITSELF.
6. ALL HIGH STRENGTH BOLTS SHALL COMPLY WITH ASTM A325 TYPE 1. ALL NUTS SHALL COMPLY WITH ASTM A563DH, AND WASHERS SHALL COMPLY WITH F436. ALL STRUCTURAL BOLTS, NUTS, AND WASHERS SHALL BE HOT-DIPPED GALVANIZED.
7. ALL HIGH STRENGTH BOLTS SHALL BE TIGHTENED TO A SNUG TIGHT CONDITION.
8. CONTRACTOR RESPONSIBLE TO MAP LOCATIONS OF REINFORCING STEEL WITH GROUND PENETRATING RADAR PRIOR TO DRILLING FOR ANCHORS. CONTRACTOR SHALL VERIFY ALL BOLT LOCATIONS ARE A MINIMUM 7.25" FROM EDGE OF MSE PANEL. IF CONFLICTS EXIST, CONTRACTOR SHALL CONTACT THE ENGINEER OF RECORD FOR ALTERNATIVE BOLT LOCATIONS PRIOR TO INSTALLATION.

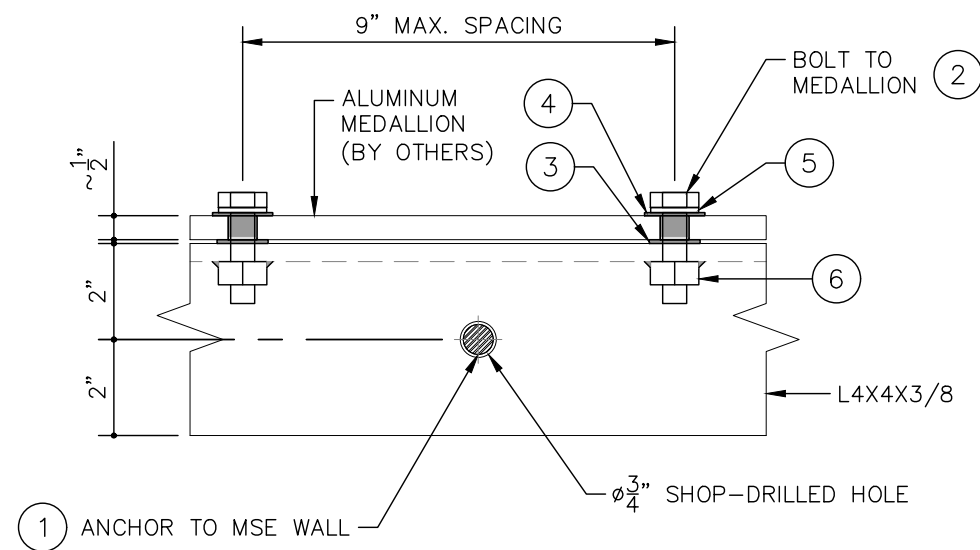


2 MEDALLION MOUNTING FRAME LAYOUT
SCALE: 1/2" = 1'-0"

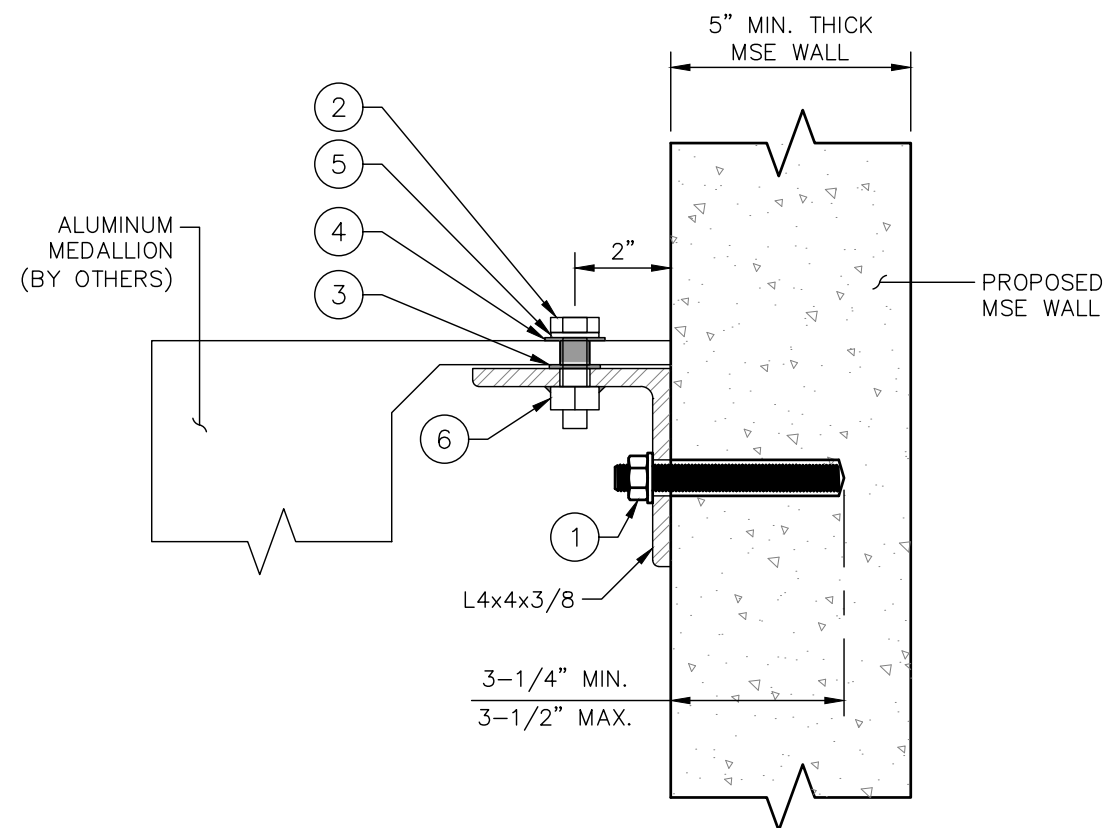


1 MEDALLION MOUNTING STRUCTURE - ISOMETRIC VIEW
SCALE: NTS
ISOMETRIC VIEW IS FOR INFORMATION ONLY.

- 1 ANCHORING SYSTEM SHALL BE HIT-HY 200 V3 ADHESIVE WITH HAS THREADED ROD Ø5/8" x 6" HOT-DIPPED GALVANIZED OR SIMILAR APPROVED. ANCHORING SYSTEM SHALL COMPLY WITH F1554 SPECIFICATION.
- 2 Ø1/2"x2" HIGH STRENGTH BOLTS.
- 3 Ø1/2" PLASTIC OVERSIZED FLAT WASHERS SHALL BE OF DELRIN® ACETAL MATERIAL OR SIMILAR APPROVED AND SHALL COMPLY WITH ASME B18.21.1 SPECIFICATION.
- 4 Ø1/2" PLASTIC OVERSIZED SHOULDER WASHERS SHALL BE OF NYLON 6/6 MATERIAL OR SIMILAR APPROVED.
- 5 Ø1/2" FLAT WASHER
- 6 1/2" NUT TACK WELDED TO STEEL SHAPE. NUT SHALL BE THREADED FOR FUTURE GALVANIZING AND SHALL BE WELDED PRIOR TO HOT DIP GALVANIZING.




3 FRONT VIEW OF MOUNTING DETAIL
SCALE: 3" = 1'-0"



4 SIDE VIEW OF MOUNTING DETAIL
SCALE: 3" = 1'-0"

11/17/2023



Kimley»Horn
6160 Warren Parkway
Suite 210 Frisco, Texas 75034
Tel. No. (972) 335-3580
F-928

Texas Department of Transportation © 2023

TXDOT I-35 WALLS AESTHETIC PACKAGE
DENTON, TX
MEDALLION MOUNTING STRUCTURE

DESIGN	FED. RD. DIV. NO.	FEDERAL AID PROJECT NO.	HIGHWAY NO.
AK	6	N/A	IH-35
CHECK	STATE	DISTRICT	COUNTY
MP	TEXAS	DAL	DENTON
CHECK	CONTROL	SECTION	JOB
BCS	0195	03	087
53			