



MEMORANDUM

DATE: April 13, 2026
TO: Members of the Public Utilities Board
FROM: Melissa Cuevas, Division Manager of Business Services
SUBJECT: Electric Rates Comparison

As requested by PUB Chair Devin Taylor, DME staff is providing the latest electric rates comparison as of April 2026.

Denton Municipal Electric (DME) conducts quarterly rates comparisons to benchmark its rates against municipal-owned utilities (MOUs), electric cooperatives (co-ops), and investor-owned utilities (IOUs) across Texas. DME investigates rates across four customer classes: Residential, General Service Small (GSS), General Service Medium (GSM), and General Service Large (GSL).

To provide a consistent and transparent method for evaluating DME's competitiveness and understanding how rate adjustments impact customers, comparisons use average kWh (kilowatt-hour), kW (kilowatt), and kVA (kilovolt-ampere). These values derive from DME's internal customer base and apply them to the posted rates of peer utilities and private enterprises, including all applicable riders and rate structures.

Exhibit A illustrates where DME ranks for each customer class previously mentioned.

Energy Cost Adjustment and Transmission Cost Recovery Factor Rates

DME also reviews the Energy Cost Adjustment (ECA) and the Transmission Cost Recovery Factor (TCRF) on a quarterly basis to ensure cost recovery associated with energy delivery and transmission service. The ECA rate is calculated as \$/kWh across all customer classes. The TCRF rate is calculated as \$/kWh for Residential and General Service Small, \$/kW for General Service Medium, and \$/kVA for General Service Large.

Staff has determined the TCRF will decrease to reflect updated transmission charges, effective April 1, 2026. The table below summarizes the ECA and TCRF rates by customer class since 10/01/2023:

Table with 6 columns: Month/Year, ECA, Res TCRF, GSS TCRF, GSM TCRF, and GSL TCRF. Rows include data for Oct-23, Apr-24, Aug-24, Dec-24, and Apr-26.

OUR CORE VALUES

Inclusion • Collaboration • Quality Service • Strategic Focus • Fiscal Responsibility



Average Monthly Impact

The table below summarizes the average billed amount history by customer class.

Average Billed Amount

Customer Class	Oct-23	Apr-24	Aug-24	Dec-24	Apr-26
Residential	\$106.59	\$131.76	\$138.56	\$137.36	\$135.36
General Service Small	\$147.95	\$176.16	\$183.65	\$182.33	\$180.13
General Service Medium	\$1,360.96	\$1,704.20	\$1,797.48	\$1,780.94	\$1,753.58
General Service Large	\$28,002.39	\$36,509.91	\$38,838.27	\$38,419.39	\$37,734.46

These changes reflect the combined effects of ECA fluctuations and TCRF adjustments over the review period. Including the proposed April 2026 TCRF update, the past two years represent an average 1.2% decrease for DME customers.

Prepared By:
John Lockwood, Business Analyst

OUR CORE VALUES

Inclusion • Collaboration • Quality Service • Strategic Focus • Fiscal Responsibility

**April 2026
Rates Comparison**




Residential - MOU

MOU Comparison - Based on 1,000 kWh - April 2026



Residential - IOU

100% Renewable Fixed 12 Month Retail Rate Comparison - Based on 1,000 kWh - April 2026



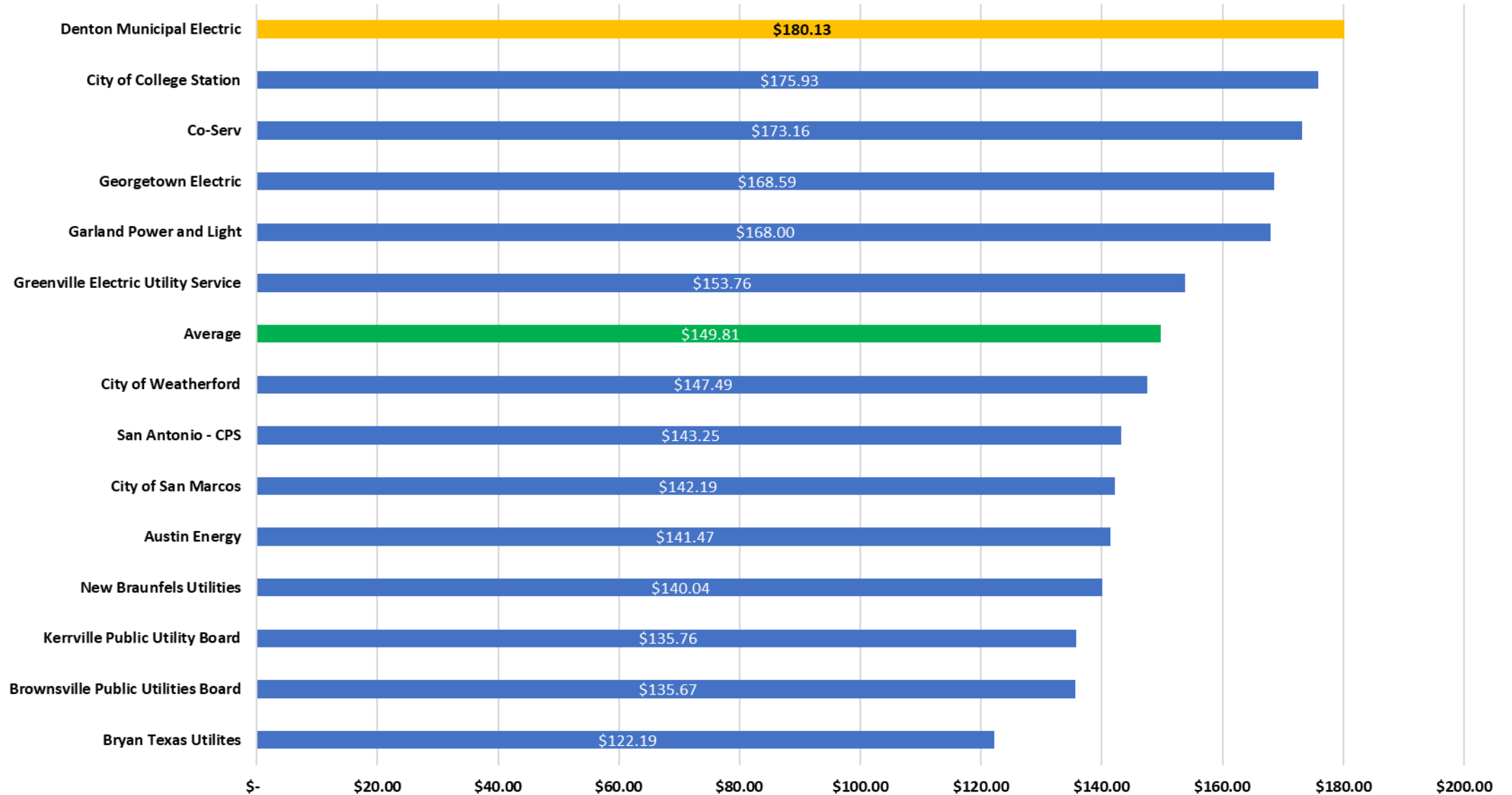
Residential - IOU

100% Renewable Fixed 24 Month Retail Rate Comparison - Based on 1,000 kWh - April 2026



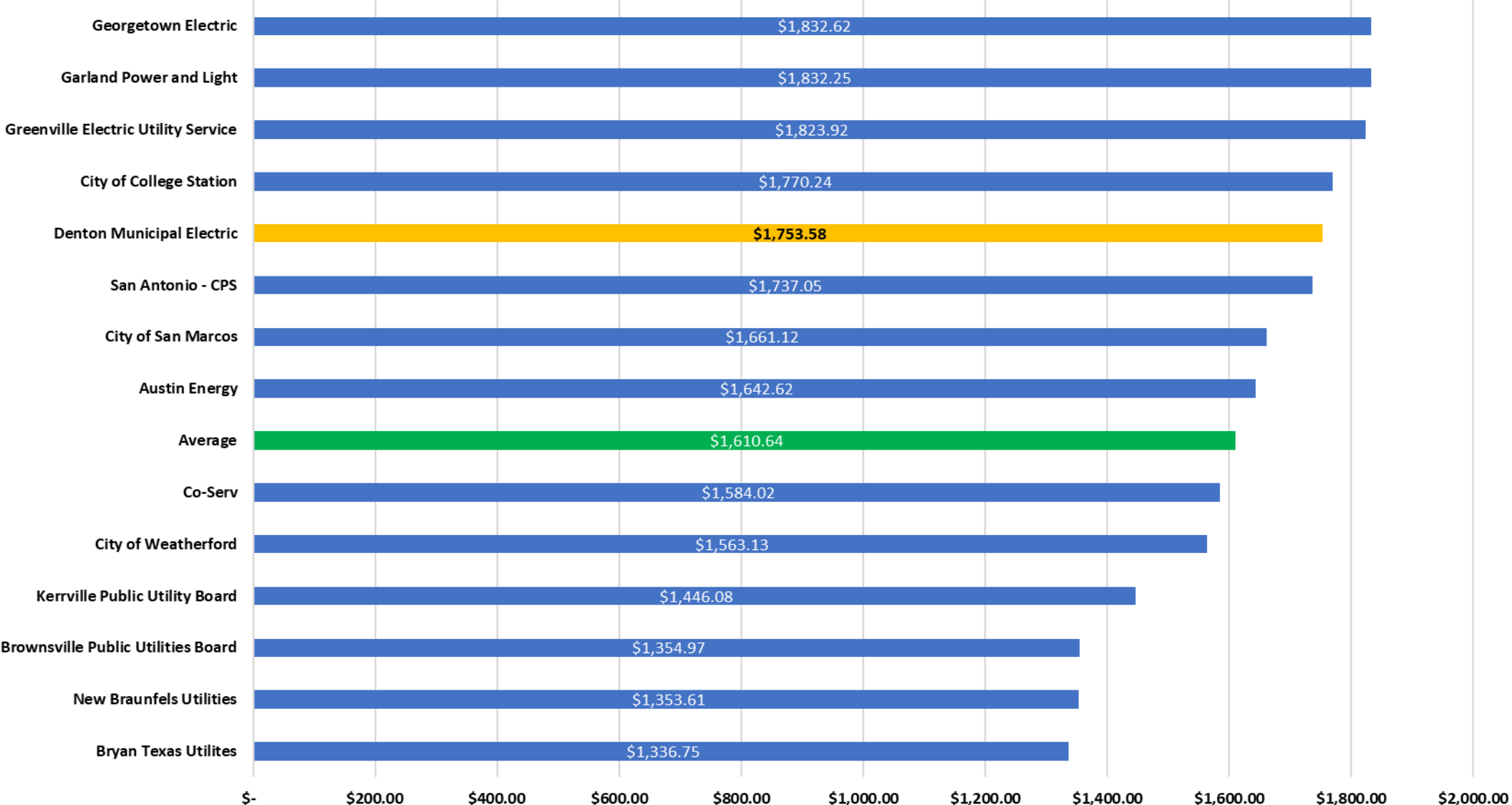
GS Small

GS Small Comparison - Based on 1,101 kWh - April 2026



GS Medium

GS Medium Comparison - Based on 13,717 kWh & 48 kW - April 2026



GS Large

GS Large Comparison - Based on 342,406 kWh & 867 kVA - April 2026

