

(See "Continuing Disclosure of Information" herein)

**Dated July 15, 2026**

**NEW ISSUE - Book-Entry-Only**

In the opinion of Bond Counsel, interest on the Certificates will be excludable from gross income for federal income tax purposes under statutes, regulations, published rulings and court decisions existing on the date thereof, subject to the matters described under "Tax Matters" herein, including the alternative minimum tax on certain corporations.

**THE CERTIFICATES WILL NOT BE DESIGNATED AS "QUALIFIED TAX-EXEMPT OBLIGATIONS" FOR FINANCIAL INSTITUTIONS.**



**\$281,260,000\***  
**CITY OF DENTON, TEXAS**  
**(Denton County)**  
**CERTIFICATES OF OBLIGATION, SERIES 2026**

**Dated Date: July 15, 2026**  
**Interest Accrues from Delivery Date**

**Due: February 15, as shown on page 2**

**PAYMENT TERMS . . .** Interest on the \$281,260,000\* City of Denton, Texas Certificates of Obligation, Series 2026 (the "Certificates") will accrue from the delivery date (the "Delivery Date"), will be payable February 15 and August 15 of each year, commencing February 15, 2027, until maturity or prior redemption, and will be calculated on the basis of a 360-day year consisting of twelve 30-day months. The definitive Certificates will be initially registered and delivered only to Cede & Co., the nominee of The Depository Trust Company ("DTC") pursuant to the Book-Entry-Only System described herein. Beneficial ownership of the Certificates may be acquired in denominations of \$5,000 or integral multiples thereof within a maturity. **No physical delivery of the Certificates will be made to the beneficial owners thereof.** Principal of, premium, if any, and interest on the Certificates will be payable by the Paying Agent/Registrar to Cede & Co., which will make distribution of the amounts so paid to the participating members of DTC for subsequent payment to the beneficial owners of the Certificates. See "The Obligations - Book-Entry-Only System" herein. The initial Paying Agent/Registrar is BOKF, NA, Dallas, Texas (see "The Obligations - Paying Agent/Registrar").

**AUTHORITY FOR ISSUANCE . . .** The Certificates are issued pursuant to the Constitution and general laws of the State of Texas, (the "State") particularly Subchapter C of Chapter 271, Texas Local Government Code (the Certificate of Obligation Act of 1971), as amended, and Texas Government Code, Chapter 1371, as amended, and constitute direct obligations of the City of Denton, Texas (the "City"), payable from a combination of (i) the levy and collection of a direct annual ad valorem tax, within the limits prescribed by law, on all taxable property within the City, and (ii) a limited pledge of surplus net revenues of the City's Utility System not in excess of \$1,000, as provided in the Certificate Ordinance (defined herein) authorizing the Certificates (see "The Obligations - Authority for Issuance").

**PURPOSE . . .** Proceeds from the sale of the Certificates will be used for the purchase, construction and acquisition of certain real and personal property, to wit: (a) acquisition of vehicles and equipment for the fire, police, building inspections, community improvement services, animal services, streets and traffic control, facilities management, airport, technology services, fleet management, warehouse management, and parks and recreation departments; (b) renovations to, and equipping of, existing municipal buildings, including the acquisition and installation of replacement heating, venting and air conditioning equipment, roofing, flooring and parking facilities; (c) acquiring, constructing and installing building security systems, including security system technology equipment and software, for municipal buildings; (d) constructing, reconstructing, renovating, installing and equipping municipal parks; (e) acquisition and installation of technology equipment, including radio equipment, computer equipment and software, and fiber replacement, for various municipal departments; (f) constructing and improving streets, including traffic signalization, landscaping, drainage, sidewalks, utility line relocations and the acquisition of land and rights-of-way therefor; (g) acquisition of equipment for, and acquiring, constructing, installing and equipping additions, extensions, renovations and improvements to, the City's drainage and storm sewer systems; (h) acquisition of vehicles and equipment for, and acquiring, constructing, installing and equipping additions, extensions, renovations and improvements to, the City's solid waste disposal system; (i) acquisition of equipment for, and acquiring, constructing, installing and equipping additions, extensions, renovations and improvements to, public safety facilities for the fire department, (j) acquiring, constructing, installing and equipping additions, extensions, renovations and improvements to the Linda McNatt Animal Care & Adoption Center; (k) acquisition of equipment for, and acquiring, constructing, installing and equipping additions, extensions, renovations and improvements to, the City's waterworks and wastewater system; and (l) acquisition of equipment for, and acquiring, constructing, installing and equipping additions, extensions, renovations and improvements to, the City's electric light and power system; and also for the purpose of paying all or a portion of the City's contractual obligations for professional services, including engineers, architects, attorneys, map makers, auditors, and financial advisors, in connection with said projects and for paying the costs associated with the issuance of the Certificates (see "Plan of Financing").

**MATURITY SCHEDULE**

**See page 2**

**SEPARATE ISSUES . . .** The Certificates are being offered by the City concurrently with the "City of Denton, Texas General Obligation Refunding and Improvement Bonds, Series 2026" (the "Bonds") under a common official statement, and the Certificates and Bonds are hereinafter sometimes referred to collectively as the "Obligations." The Certificates and Bonds are separate and distinct securities offerings being issued and sold independently except for the common Official Statement, and, while the Obligations share certain common attributes, each issue is separate from the other and should be reviewed and analyzed independently, including the type of obligation being offered, its terms for payment, the security for its payment, the rights of the holders, the federal, state or local tax consequences of the purchase, ownership or disposition of the Obligations and other features.

**LEGALITY . . .** The Certificates are offered for delivery when, as and if issued and received by the Initial Purchaser of the Certificates subject to the approving opinion of the Attorney General of Texas and the opinion of McCall, Parkhurst & Horton L.L.P., Bond Counsel, Dallas, Texas (see Appendix C, "Forms of Bond Counsel's Opinions").

**DELIVERY . . .** It is expected that the Certificates will be available for delivery through The Depository Trust Company on August 20, 2026.

**SEALED BIDS DUE JULY 21, 2026, AT 9:45 AM, CDT\*\***

\* Preliminary, subject to change. See "Adjustment of Principal Amount and/or Types of Bids" in the Notice of Sale for the Certificates.  
\*\* Place and Time of Bid Opening . . . The City will accept bids for the sale of the Certificates on a day during the period beginning July 21, 2026 and initially ending August 4, 2026. At least 12 hours prior to the sale of the Certificates, Hilltop Securities Inc., as Municipal Advisor to the City, will communicate, through Parity and Bloomberg, the date and time for submission of bids. The Municipal Advisor, acting on behalf of the City, shall accept bids up to the time specified in the notice as hereinbefore described.

MATURITY SCHEDULE\*

CUSIP Prefix: 248867<sup>(1)</sup>

<u>Principal Amount</u>	<u>15-Feb Maturity</u>	<u>Interest Rate</u>	<u>Yield</u>	<u>CUSIP Suffix<sup>(1)</sup></u>	<u>Principal Amount</u>	<u>15-Feb Maturity</u>	<u>Interest Rate</u>	<u>Yield</u>	<u>CUSIP Suffix<sup>(1)</sup></u>
\$ 6,970,000	2027				\$ 13,290,000	2042			
7,190,000	2028				13,990,000	2043			
7,565,000	2029				14,660,000	2044			
7,940,000	2030				15,315,000	2045			
8,355,000	2031				16,005,000	2046			
8,245,000	2032				5,340,000	2047			
8,675,000	2033				5,605,000	2048			
9,110,000	2034				5,875,000	2049			
9,590,000	2035				6,160,000	2050			
10,080,000	2036				6,460,000	2051			
10,360,000	2037				6,780,000	2052			
10,880,000	2038				7,125,000	2053			
11,445,000	2039				7,480,000	2054			
12,030,000	2040				7,855,000	2055			
12,645,000	2041				8,240,000	2056			

(1) CUSIP® is a registered trademark of the American Bankers Association. CUSIP data herein is provided by CUSIP Global Services ("CGS") managed on behalf of the American Bankers Association by FactSet Research Systems Inc. This data is not intended to create a database and does not serve in any way as a substitute for the CGS database. CUSIP® numbers are provided for convenience of reference only. None of the City, the Municipal Advisor, or the Initial Purchaser of the Certificates take any responsibility for the accuracy of such numbers.

**REDEMPTION . . .** The City reserves the right, at its option, to redeem Certificates having stated maturities on and after February 15, 2036, in whole or in part in principal amounts of \$5,000 or any integral multiple thereof, on February 15, 2035, or any date thereafter, at the par value thereof plus accrued interest to the date of redemption (see "The Obligations – Optional Redemption").

DRAFT

\* Preliminary, subject to change. See "Adjustment of Principal Amount and/or Types of Bids" in the Notice of Sale for the Certificates.

**NEW ISSUE - Book-Entry-Only**

In the opinion of Bond Counsel, interest on the Bonds will be excludable from gross income for federal income tax purposes under statutes, regulations, published rulings and court decisions existing on the date thereof, subject to the matters described under "Tax Matters" herein, including the alternative minimum tax on certain corporations.

**THE BONDS WILL NOT BE DESIGNATED AS "QUALIFIED TAX-EXEMPT OBLIGATIONS" FOR FINANCIAL INSTITUTIONS.**



**\$62,715,000\***  
**CITY OF DENTON, TEXAS**  
**(Denton County)**  
**GENERAL OBLIGATION REFUNDING AND IMPROVEMENT BONDS,**  
**SERIES 2026**

**Dated Date: July 15, 2026**  
**Interest Accrues from Delivery Date**

**Due: February 15, as shown on page 4**

**PAYMENT TERMS** . . . Interest on the \$62,715,000\* City of Denton, Texas General Obligation Refunding and Improvement Bonds, Series 2026 (the "Bonds") will accrue from the delivery date (the "Delivery Date"), will be payable February 15 and August 15 of each year, commencing February 15, 2027, until maturity or prior redemption, and will be calculated on the basis of a 360-day year consisting of twelve 30-day months. The definitive Bonds will be initially registered and delivered only to Cede & Co., the nominee of The Depository Trust Company ("DTC") pursuant to the Book-Entry-Only System described herein. Beneficial ownership of the Bonds may be acquired in denominations of \$5,000 or integral multiples thereof within a maturity. **No physical delivery of the Bonds will be made to the beneficial owners thereof.** Principal of, premium, if any, and interest on the Bonds will be payable by the Paying Agent/Registrar to Cede & Co., which will make distribution of the amounts so paid to the participating members of DTC for subsequent payment to the beneficial owners of the Bonds. See "The Obligations - Book-Entry-Only System" herein. The initial Paying Agent/Registrar is BOKF, NA, Dallas, Texas (see "The Obligations - Paying Agent/Registrar").

**AUTHORITY FOR ISSUANCE** . . . The Bonds are issued pursuant to the Constitution and general laws of the State of Texas, (the "State") including particularly Texas Government Code, Chapters 1207, 1371 and 1331, as amended, and are direct obligations of the City of Denton, Texas (the "City"), payable from an annual ad valorem tax levied, within the limits prescribed by law, on all taxable property within the City, as provided in the Bond Ordinance (defined herein) authorizing the Bonds (see "The Obligations - Authority for Issuance" and "The Obligations - Security and Source of Payment").

**PURPOSE** . . . Proceeds of the Bonds are expected to be used for (i) various street improvements, (ii) drainage and flood control improvements; (iii) fire public safety facilities; (iv) refunding the obligations described in Schedule I - Schedule of Refunded Obligations (the "Refunded Obligations") for debt service savings, and (v) paying the costs associated with the issuance of the Bonds. (see "Plan of Financing").

---

**MATURITY SCHEDULE**

**See page 4**

---

**SEPARATE ISSUES** . . . The Bonds are being offered by the City concurrently with the "City of Denton, Texas Certificates of Obligation, Series 2026" (the "Certificates"), under a common Official Statement, and the Bonds and Certificates are hereinafter sometimes referred to collectively as the "Obligations." The Bonds and Certificates are separate and distinct securities offerings being issued and sold independently except for the common Official Statement, and, while the Obligations share certain common attributes, each issue is separate from the other and should be reviewed and analyzed independently, including the type of obligation being offered, its terms for payment, the security for its payment, the rights of the holders, the federal, state or local tax consequences of the purchase, ownership or disposition of the Obligations and other features.

**LEGALITY** . . . The Bonds are offered for delivery when, as and if issued and received by the Initial Purchaser of the Bonds subject to the approving opinion of the Attorney General of Texas and the opinion of McCall, Parkhurst & Horton L.L.P., Bond Counsel, Dallas, Texas (see Appendix C, "Forms of Bond Counsel's Opinions").

**DELIVERY** . . . It is expected that the Bonds will be available for delivery through The Depository Trust Company on August 20, 2026.

**SEALED BIDS DUE JULY 21, 2026, AT 10:15 AM, CDT\*\***

\* Preliminary, subject to change. See "Adjustment of Principal Amount and/or Types of Bids" in the Notice of Sale for the Bonds.

\*\* Place and Time of Bid Opening . . . The City will accept bids for the sale of the Bonds on a day during the period beginning July 21, 2026 and initially ending August 4, 2026. At least 12 hours prior to the sale of the Bonds, Hilltop Securities Inc., as Municipal Advisor to the City, will communicate, through Parity and Bloomberg, the date and time for submission of bids. The Municipal Advisor, acting on behalf of the City, shall accept bids up to the time specified in the notice as hereinbefore described.

MATURITY SCHEDULE\*

CUSIP Prefix: 248867<sup>(1)</sup>

<u>Principal Amount</u>	<u>15-Feb Maturity</u>	<u>Interest Rate</u>	<u>Yield</u>	<u>CUSIP Suffix<sup>(1)</sup></u>	<u>Principal Amount</u>	<u>15-Feb Maturity</u>	<u>Interest Rate</u>	<u>Yield</u>	<u>CUSIP Suffix<sup>(1)</sup></u>
\$ 1,280,000	2027				\$ 2,075,000	2037			
3,640,000	2028				2,175,000	2038			
3,830,000	2029				2,290,000	2039			
4,015,000	2030				2,400,000	2040			
4,225,000	2031				2,530,000	2041			
4,440,000	2032				5,040,000	2042			
4,670,000	2033				5,295,000	2043			
1,780,000	2034				2,930,000	2044			
1,875,000	2035				3,060,000	2045			
1,970,000	2036				3,195,000	2046			

(1) CUSIP® is a registered trademark of the American Bankers Association. CUSIP data herein is provided by CUSIP Global Services ("CGS") managed on behalf of the American Bankers Association by FactSet Research Systems Inc. This data is not intended to create a database and does not serve in any way as a substitute for the CGS database. CUSIP® numbers are provided for convenience of reference only. None of the City, the Municipal Advisor, or the Initial Purchaser of the Certificates take any responsibility for the accuracy of such numbers.

**REDEMPTION . . .** The City reserves the right, at its option, to redeem Bonds having stated maturities on and after February 15, 2036, in whole or in part in principal amounts of \$5,000 or any integral multiple thereof, on February 15, 2035, or any date thereafter, at the par value thereof plus accrued interest to the date of redemption (see "The Obligations – Optional Redemption").

DRAFT

\* Preliminary, subject to change. See "Adjustment of Principal Amount and/or Types of Bids" in the Notice of Sale for the Bonds.

This Official Statement, which includes the cover pages, the Schedule and the Appendices hereto, does not constitute an offer to sell or the solicitation of an offer to buy in any jurisdiction to any person to whom it is unlawful to make such offer, solicitation, or sale.

No dealer, broker, salesperson, or other person has been authorized to give information or to make any representation other than those contained in this Official Statement, and, if given or made, such other information or representations must not be relied upon.

For purposes of compliance with Rule 15c 2-12 of the Securities and Exchange Commission (the "Rule"), this document constitutes an Official Statement of the City with respect to the Obligations that has been "deemed final" by the City as of its date except for the omission of no more than the information permitted by the Rule.

The information set forth herein has been obtained from the City and other sources believed to be reliable, but such information is not guaranteed as to accuracy or completeness and is not to be construed as the representation, promise, or guarantee of the Municipal Advisor. Any information and expressions of opinion herein contained are subject to change without notice, and neither the delivery of this Official Statement nor any sale made hereunder shall, under any circumstances, create any implication that there has been no change in the affairs of the City or other matters described herein since the date hereof. See "Other Information - Continuing Disclosure of Information" for a description of the City's undertaking to provide certain information on a continuing basis.

Neither the City nor its Municipal Advisor make any representation as to the accuracy, completeness, or adequacy of the information supplied by The Depository Trust Company for use in this Official Statement.

THIS OFFICIAL STATEMENT CONTAINS "FORWARD-LOOKING" STATEMENTS WITHIN THE MEANING OF SECTION 21E OF THE SECURITIES EXCHANGE ACT OF 1934, AS AMENDED. SUCH STATEMENTS MAY INVOLVE KNOWN AND UNKNOWN RISKS, UNCERTAINTIES, AND OTHER FACTORS WHICH MAY CAUSE THE ACTUAL RESULTS, PERFORMANCE, AND ACHIEVEMENTS TO BE DIFFERENT FROM FUTURE RESULTS, PERFORMANCE, AND ACHIEVEMENTS EXPRESSED OR IMPLIED BY SUCH FORWARD-LOOKING STATEMENTS. INVESTORS ARE CAUTIONED THAT THE ACTUAL RESULTS COULD DIFFER MATERIALLY FROM THOSE SET FORTH IN THE FORWARD-LOOKING STATEMENTS.

THE OBLIGATIONS ARE EXEMPT FROM REGISTRATION WITH THE SECURITIES AND EXCHANGE COMMISSION AND CONSEQUENTLY HAVE NOT BEEN REGISTERED THEREWITH. THE REGISTRATION, QUALIFICATION, OR EXEMPTION OF THE OBLIGATIONS IN ACCORDANCE WITH APPLICABLE SECURITIES LAW PROVISIONS OF THE JURISDICTION IN WHICH THE OBLIGATIONS HAVE BEEN REGISTERED, QUALIFIED OR EXEMPTED SHOULD NOT BE REGARDED AS A RECOMMENDATION THEREOF.

**TABLE OF CONTENTS**

<b>PRELIMINARY OFFICIAL STATEMENT</b>	<b>INVESTMENTS..... 43</b>
<b>SUMMARY ..... 6</b>	TABLE 14- CURRENT INVESTMENTS <sup>(1)</sup> ..... 45
<b>CITY OFFICIALS, STAFF AND CONSULTANTS ..... 9</b>	<b>TAX MATTERS..... 46</b>
ELECTED OFFICIALS ..... 9	<b>CONTINUING DISCLOSURE OF INFORMATION 48</b>
SELECTED ADMINISTRATIVE STAFF ..... 9	<b>OTHER INFORMATION..... 49</b>
CONSULTANTS AND ADVISORS ..... 9	RATINGS ..... 49
<b>INTRODUCTION ..... 10</b>	LITIGATION ..... 49
<b>PLAN OF FINANCING ..... 11</b>	REGISTRATION AND QUALIFICATION OF OBLIGATIONS FOR
<b>THE OBLIGATIONS..... 12</b>	SALE ..... 50
<b>TAX INFORMATION ..... 17</b>	LEGAL INVESTMENTS AND ELIGIBILITY TO SECURE PUBLIC
TABLE 1 - VALUATION, EXEMPTIONS AND GENERAL	FUNDS IN TEXAS..... 50
OBLIGATION DEBT..... 23	LEGAL OPINIONS AND NO-LITIGATION CERTIFICATE..... 50
TABLE 2 - TAXABLE ASSESSED VALUATIONS BY CATEGORY 24	AUTHENTICITY OF FINANCIAL DATA AND OTHER
TABLE 3 - VALUATION AND GENERAL OBLIGATION DEBT	INFORMATION ..... 51
HISTORY ..... 25	MUNICIPAL ADVISOR ..... 51
TABLE 4 - TAX RATE, LEVY AND COLLECTION HISTORY... 25	INITIAL PURCHASER OF THE CERTIFICATES..... 51
TABLE 5 - TEN LARGEST TAXPAYERS ..... 25	INITIAL PURCHASER OF THE BONDS ..... 51
TABLE 6 - ESTIMATED OVERLAPPING TAX DEBT ..... 26	CERTIFICATION OF THE OFFICIAL STATEMENT..... 51
<b>DEBT INFORMATION ..... 27</b>	CYBERSECURITY ..... 52
TABLE 7 – PRO FORMA GENERAL OBLIGATION DEBT	FORWARD LOOKING STATEMENTS DISCLAIMER ..... 52
SERVICE REQUIREMENTS..... 27	LINKS TO WEBSITES..... 52
TABLE 8 - INTEREST AND SINKING FUND BUDGET	MISCELLANEOUS ..... 52
PROJECTION ..... 28	<b>SCHEDULE OF REFUNDED OBLIGATIONS..... Schedule I</b>
TABLE 9 - COMPUTATION OF SELF-SUPPORTING DEBT ..... 28	<b>APPENDICES</b>
TABLE 10 - AUTHORIZED BUT UNISSUED GENERAL	GENERAL INFORMATION REGARDING THE CITY ..... A
OBLIGATION BONDS ..... 28	EXCERPTS FROM THE ANNUAL FINANCIAL REPORT ..... B
TABLE 11 - OTHER OBLIGATIONS ..... 29	FORMS OF BOND COUNSEL'S OPINIONS..... C
<b>FINANCIAL INFORMATION ..... 40</b>	
TABLE 12 - CHANGES IN NET POSITION OF GOVERNMENTAL	
ACTIVITIES..... 40	
TABLE 12A - GENERAL FUND REVENUES AND EXPENDITURE	
HISTORY..... 41	
TABLE 13 - MUNICIPAL SALES TAX HISTORY ..... 42	
FINANCIAL POLICIES ..... 42	

The cover pages hereof, this page and the appendices included herein and any addenda, supplement or amendment hereto, are part of the Preliminary Official Statement.

**PRELIMINARY OFFICIAL STATEMENT SUMMARY**

This summary is subject in all respects to the more complete information and definitions contained or incorporated in this Preliminary Official Statement. The offering of the Bonds and Certificates to potential investors is made only by means of this entire Preliminary Official Statement. No person is authorized to detach this summary from this Preliminary Official Statement or to otherwise use it without the entire Preliminary Official Statement.

- THE CITY** ..... The City of Denton (the "City") is a political subdivision and municipal corporation of the State of Texas (the "State"), located in Denton County, Texas. The City covers approximately 97.411 square miles (see "Introduction - Description of the City").
- THE BONDS** ..... The City's \$62,715,000\* General Obligation Refunding and Improvement Bonds, Series 2026 are to mature on February 15 in the years 2027 through 2046 (see "The Obligations - Description of the Obligations").
- THE CERTIFICATES** ..... The City's \$281,260,000\* Certificates of Obligation, Series 2026 are to mature on February 15 in the years 2027 through 2056 (see "The Obligations - Description of the Obligations").
- PAYMENT OF INTEREST** ..... Interest on the Obligations accrues from the Delivery Date (defined herein) and is payable February 15, 2027 and each August 15 and February 15 thereafter until maturity or prior redemption (see "The Obligations - Description of the Obligations" and "The Obligations - Optional Redemption").
- AUTHORITY FOR ISSUANCE**..... The Certificates are issued pursuant to the Constitution and general laws of the State, particularly Subchapter C of Chapter 271, Texas Local Government Code, as amended, and Texas Government Code, Chapter 1371, as amended, and an ordinance (the "Authorizing Certificate Ordinance") of the City in which the City Council delegated to the City Manager or the Chief Financial Officer (each, a "Pricing Officer" authority to complete the sale of the Certificates. The terms of the sale will be included in a "Pricing Certificate," which will complete the sale of the Certificates (the Authorizing Certificate Ordinance and the Pricing Certificate for the Certificates are jointly referred to as the "Certificate Ordinance") (see "The Obligations - Authority for Issuance").  
  
The Bonds are issued pursuant to the Constitution and general laws of the State, including particularly Texas Government Code, Chapters 1207, 1371 and 1331, as amended, and an ordinance (the "Authorizing Bond Ordinance") of the City in which the City Council delegated to a Pricing Officer authority to complete the sale of the Bonds. The terms of the sale will be included in a "Pricing Certificate," which will complete the sale of the Bonds (the Authorizing Bond Ordinance and the Pricing Certificate for the Bonds are jointly referred to as the "Bond Ordinance") (see "The Obligations - Authority for Issuance").
- SECURITY FOR THE CERTIFICATES**..... The Certificates constitute direct obligations of the City, payable from a combination of (i) a direct annual ad valorem tax levied, within the limits prescribed by law, on all taxable property within the City, and (ii) a limited pledge (not to exceed \$1,000) of surplus net revenues of the City's Utility System (see "The Obligations - Security and Source of Payment").
- SECURITY FOR THE BONDS** ..... The Bonds constitute direct obligations of the City, payable from a direct annual ad valorem tax levied, within the limits prescribed by law, on all taxable property located within the City (see "The Obligations - Security and Source of Payment").
- REDEMPTION** ..... The City reserves the right, at its option, to redeem Bonds and Certificates, as the case may be, having stated maturities on and after February 15, 2036, in whole or in part in principal amounts of \$5,000 or any integral multiple thereof, on February 15, 2035, or any date thereafter, at the par value thereof plus accrued interest to the date of redemption (see "The Obligations - Optional Redemption").
- TAX EXEMPTION**..... In the opinion of Bond Counsel, the interest on the Obligations will be excludable from gross income for federal income tax purposes under existing law, subject to the matters described under "Tax Matters" herein.

\* Preliminary, subject to change.

**USE OF PROCEEDS** ..... Proceeds from the sale of the Certificates will be used for the purchase, construction and acquisition of certain real and personal property, to wit: (a) acquisition of vehicles and equipment for the fire, police, building inspections, community improvement services, animal services, streets and traffic control, facilities management, airport, technology services, fleet management, warehouse management, and parks and recreation departments; (b) renovations to, and equipping of, existing municipal buildings, including the acquisition and installation of replacement heating, venting and air conditioning equipment, roofing, flooring and parking facilities; (c) acquiring, constructing and installing building security systems, including security system technology equipment and software, for municipal buildings; (d) constructing, reconstructing, renovating, installing and equipping municipal parks; (e) acquisition and installation of technology equipment, including radio equipment, computer equipment and software, and fiber replacement, for various municipal departments; (f) constructing and improving streets, including traffic signalization, landscaping, drainage, sidewalks, utility line relocations and the acquisition of land and rights-of-way therefor; (g) acquisition of equipment for, and acquiring, constructing, installing and equipping additions, extensions, renovations and improvements to, the City's drainage and storm sewer systems; (h) acquisition of vehicles and equipment for, and acquiring, constructing, installing and equipping additions, extensions, renovations and improvements to, the City's solid waste disposal system; (i) acquisition of equipment for, and acquiring, constructing, installing and equipping additions, extensions, renovations and improvements to, public safety facilities for the fire department, (j) acquiring, constructing, installing and equipping additions, extensions, renovations and improvements to the Linda McNatt Animal Care & Adoption Center; (k) acquisition of equipment for, and acquiring, constructing, installing and equipping additions, extensions, renovations and improvements to, the City's waterworks and wastewater system; and (l) acquisition of equipment for, and acquiring, constructing, installing and equipping additions, extensions, renovations and improvements to, the City's electric light and power system; and also for the purpose of paying all or a portion of the City's contractual obligations for professional services, including engineers, architects, attorneys, map makers, auditors, and financial advisors, in connection with said projects and for paying the costs associated with the issuance of the Certificates (see "Plan of Financing").

Proceeds of the Bonds are expected to be used for (i) various street improvements, (ii) drainage and flood control improvements; (ii) fire public safety facilities; (iv) refunding the obligations described in Schedule I – Schedule of Refunded Obligations (the “Refunded Obligations”) for debt service savings, and (v) paying the costs associated with the issuance of the Bonds. (see "Plan of Financing").

**RATINGS**..... The Obligations and the presently outstanding general obligation debt of the City are rated "AA+" by Fitch Ratings ("Fitch") and "AA+" by S&P Global Ratings ("S&P"), a division of S&P Global Inc. See "Other Information – Ratings" herein.

**BOOK-ENTRY-ONLY SYSTEM**..... The definitive Obligations will be initially registered and delivered only to Cede & Co., the nominee of DTC pursuant to the Book-Entry-Only System described herein. Beneficial ownership of the Obligations may be acquired in denominations of \$5,000 or integral multiples thereof within a maturity. No physical delivery of the Obligations will be made to the beneficial owners thereof. Principal of, premium, if any, and interest on the Obligations will be payable by the Paying Agent/Registrar to Cede & Co., which will make distribution of the amounts so paid to the participating members of DTC for subsequent payment to the beneficial owners of the Obligations (see "The Obligations - Book-Entry-Only System").

**PAYMENT RECORD**..... The City has never defaulted on the payment of its tax-supported indebtedness.

**SELECTED FINANCIAL INFORMATION**

Fiscal Year Ended 9/30	Estimated Population <sup>(1)</sup>	Net Taxable Assessed Valuation <sup>(2)</sup>	Net Taxable Assessed Valuation Per Capita	Net Tax Debt Outstanding at End of Fiscal Year <sup>(8)</sup>	Per Capita Net Funded Tax Debt	Ratio Net Tax Debt to Net Taxable Assessed Valuation	% of Total Tax Collections
2022	146,950	\$ 14,403,105,063 <sup>(3)</sup>	98,014	\$ 354,343,240	2,411	2.46%	99.75%
2023	150,624	16,721,123,624 <sup>(4)</sup>	111,012	392,635,000	2,607	2.35%	99.55%
2024	150,842	19,219,843,947 <sup>(5)</sup>	127,417	522,720,000	3,465	2.72%	99.38%
2025	155,375	21,110,331,781 <sup>(6)</sup>	135,867	524,460,000	3,375	2.48%	99.30%
2026	158,933	22,409,601,039 <sup>(7)</sup>	141,000	632,080,000 <sup>(9)</sup>	3,977	2.82%	In Process <sup>(10)</sup>

- (1) Source: City Officials.
- (2) Valuations shown are certified taxable assessed values reported by the Denton Central Appraisal District to the State Comptroller of Public Accounts. Certified values are subject to change throughout the year as contested values are resolved and the Appraisal District updates records. Source: Denton Central Appraisal District as of July 25, 2025.
- (3) Excludes tax incremental value of approximately \$236,666,283 that is not available for the City's general obligations and debt of City.
- (4) Excludes tax incremental value of approximately \$263,821,022 that is not available for the City's general obligations and debt of City.
- (5) Excludes tax incremental value of approximately \$321,617,493 that is not available for the City's general obligations and debt of City.
- (6) Excludes tax incremental value of approximately \$644,341,698 that is not available for the City's general obligations and debt of City.
- (7) Excludes tax incremental value of approximately \$720,242,092 that is not available for the City's general obligations and debt of City.
- (8) Excludes self-supported general obligation debt.
- (9) Projected. Includes a portion of the Obligations and excludes the Refunded Obligations. Preliminary, subject to change.
- (10) In process of collection.

DRAFT

*THE REMAINDER OF THIS PAGE LEFT BLANK INTENTIONALLY*

**CITY OFFICIALS, STAFF AND CONSULTANTS**

**ELECTED OFFICIALS**

<u>City Council</u>	<u>Term Expires</u>
Chris Watts Mayor	May, 2028
Jordan E. Villarreal Councilmember, District 1	May, 2027
Nick Stevens Mayor Pro Tem, District 2	May, 2027
Suzi Rumohr Councilmember, District 3	May, 2027
Joe Holland Councilmember, District 4	May, 2027
George Ferrie Councilmember, At Large Place 5	May, 2028
Jill Jester Councilmember, At Large Place 6	May, 2028

**SELECTED ADMINISTRATIVE STAFF**

<u>Name</u>	<u>Position</u>
Cassandra Ogden	Interim City Manager
Frank Dixon	Assistant City Manager
Christine Taylor	Assistant City Manager
Kenneth Hedges	Interim Assistant City Manager
Matt Hamilton	Chief Financial Officer
Randee Klingele	Treasury Manager
Kristi Fogle	Interim City Secretary
Mack Reinwand	City Attorney

**CONSULTANTS AND ADVISORS**

Auditors ..... Weaver and Tidwell, L.L.P.  
Dallas, Texas

Bond Counsel ..... McCall, Parkhurst & Horton L.L.P.  
Dallas, Texas

Municipal Advisor ..... Hilltop Securities Inc.  
Fort Worth, Texas

For additional information regarding the City, please contact:

Matt Hamilton, Chief Financial Officer	Laura Alexander
Mack Reinwand-City Attorney	Steven Murray
City of Denton	Hilltop Securities Inc.
215 E. McKinney Street	777 Main Street, Suite 1525
Denton, Texas 76201	or Fort Worth, Texas 76102
(940) 349-8244	(817) 332-9710

**PRELIMINARY OFFICIAL STATEMENT**

**RELATING TO**

**CITY OF DENTON, TEXAS**

**\$281,260,000\***

**CERTIFICATES OF OBLIGATION, SERIES 2026**

**\$62,715,000\***

**GENERAL OBLIGATION REFUNDING AND  
IMPROVEMENT BONDS, SERIES 2026**

**INTRODUCTION**

This Preliminary Official Statement, which includes the Schedule and Appendices hereto, provides certain information regarding the issuance of \$281,260,000\* City of Denton, Texas Certificates of Obligation, Series 2026 (the "Certificates") and \$62,715,000\* City of Denton, Texas General Obligation Refunding and Improvement Bonds, Series 2026 (the "Bonds"). The Bonds and the Certificates (collectively the "Obligations") are separate and distinct securities offerings being authorized for issuance under separate ordinances (the "Bond Ordinance" and the "Certificate Ordinance", respectively, each as defined below, and collectively the "Ordinances") adopted by the City Council of the City, but are being offered and sold pursuant to a common Official Statement, and while the Bonds and Certificates share certain common attributes, each issue is separate and apart from the other and should be reviewed and analyzed independently, including the kind and type of obligation being issued, its terms of payment, the security for its payment, the rights of the holders, the federal, state or local tax consequences of the purchase, ownership or disposition of the Obligations and the covenants and agreements made with respect thereto. The City Council will adopt an ordinance on July 14, 2026 authorizing the issuance of the Bonds (the "Authorizing Bond Ordinance"). In the Authorizing Bond Ordinance, as permitted by the provisions of Chapter 1371, Texas Government Code, as amended, the City Council delegated the authority to the City Manager or the Chief Financial Officer (each, a "Pricing Officer") to establish the terms and details of the Bonds and to effect the sale of the Bonds pursuant to a "Pricing Certificate" (the Authorizing Bond Ordinance and the Pricing Certificate for the Bonds are jointly referred to as the "Bond Ordinance"). The City Council will adopt an ordinance on July 14, 2026 authorizing the issuance of the Certificates (the "Authorizing Certificate Ordinance"). In the Authorizing Certificate Ordinance, as permitted by the provisions of Chapters 1371, Texas Government Code, as amended, the City Council delegated the authority to a Pricing Officer to establish the terms and details of the Certificates and to effect the sale of the Certificates pursuant to a "Pricing Certificate" (the Authorizing Certificate Ordinance and the Pricing Certificate for the Certificates are jointly referred to as the "Certificate Ordinance"). Capitalized terms used in this Preliminary Official Statement have the same meanings assigned to such terms in each respective Ordinance, except as otherwise indicated herein.

There follows in this Preliminary Official Statement descriptions of the Obligations and certain information regarding the City and its finances. All descriptions of documents contained herein are only summaries and are qualified in their entirety by reference to each such document. Copies of such documents may be obtained from the City's Municipal Advisor, Hilltop Securities Inc., Fort Worth, Texas.

**DESCRIPTION OF THE CITY . . .** The City of Denton, Texas (the "City") is a political subdivision located in Denton County operating as a home-rule city under the laws of the State of Texas (the "State") and a charter approved by the voters in 1959. The City operates under the Council/Manager form of government where the Mayor and six Councilmembers are elected for staggered two-year terms. The City Council formulates operating policy for the City while the City Manager is the chief administrative officer. The City is approximately 97.411 square miles in area.

*THE REMAINDER OF THIS PAGE LEFT BLANK INTENTIONALLY*

\* Preliminary, subject to change.

## PLAN OF FINANCING

**PURPOSE** . . . Proceeds from the sale of the Certificates will be used for the purchase, construction and acquisition of certain real and personal property, to wit (a) acquisition of vehicles and equipment for the fire, police, building inspections, community improvement services, animal services, streets and traffic control, facilities management, airport, technology services, fleet management, warehouse management, and parks and recreation departments; (b) renovations to, and equipping of, existing municipal buildings, including the acquisition and installation of replacement heating, venting and air conditioning equipment, roofing, flooring and parking facilities; (c) acquiring, constructing and installing building security systems, including security system technology equipment and software, for municipal buildings; (d) constructing, reconstructing, renovating, installing and equipping municipal parks; (e) acquisition and installation of technology equipment, including radio equipment, computer equipment and software, and fiber replacement, for various municipal departments; (f) constructing and improving streets, including traffic signalization, landscaping, drainage, sidewalks, utility line relocations and the acquisition of land and rights-of-way therefor; (g) acquisition of equipment for, and acquiring, constructing, installing and equipping additions, extensions, renovations and improvements to, the City's drainage and storm sewer systems; (h) acquisition of vehicles and equipment for, and acquiring, constructing, installing and equipping additions, extensions, renovations and improvements to, the City's solid waste disposal system; (i) acquisition of equipment for, and acquiring, constructing, installing and equipping additions, extensions, renovations and improvements to, public safety facilities for the fire department, (j) acquiring, constructing, installing and equipping additions, extensions, renovations and improvements to the Linda McNatt Animal Care & Adoption Center; (k) acquisition of equipment for, and acquiring, constructing, installing and equipping additions, extensions, renovations and improvements to, the City's waterworks and wastewater system; and (l) acquisition of equipment for, and acquiring, constructing, installing and equipping additions, extensions, renovations and improvements to, the City's electric light and power system; and also for the purpose of paying all or a portion of the City's contractual obligations for professional services, including engineers, architects, attorneys, map makers, auditors, and financial advisors, in connection with said projects and for paying the costs associated with the issuance of the Certificates.

Proceeds of the Bonds are expected to be used for (i) various street improvements, (ii) drainage and flood control improvements; (iii) fire public safety facilities; (iv) refunding the obligations described in Schedule I – Schedule of Refunded Obligations (the “Refunded Obligations”) for debt service savings, and (v) paying the costs associated with the issuance of the Bonds.

**REFUNDED OBLIGATIONS** . . . A description and identification of the Refunded Obligations appears on Schedule I attached hereto. The Refunded Obligations are being called for redemption on August 21, 2026\* (the "Redemption Date"). The principal and interest due on the Refunded Obligations are to be paid on the Redemption Date from funds to be deposited with the paying/agent registrar for the Refunded Obligations (the “Refunded Bonds Paying Agent”). The Bond Ordinance will provide that, with respect to the Refunded Obligations, a portion of the proceeds from the sale of the Bonds, will be irrevocably deposited with the Refunded Obligations Paying Agent on the Redemption Date. By deposit of such proceeds with the Refunded Obligations Paying Agent, the City will have effected the defeasance of all the Refunded Obligations in accordance with the applicable law.

---

\* Preliminary, subject to change.

## THE OBLIGATIONS

**DESCRIPTION OF THE OBLIGATIONS . . .** The Obligations are dated July 15, 2026, and mature on February 15 in each of the years and in the amounts shown on page 2 and page 4 hereof. Interest will accrue from the date of initial delivery thereof (the "Delivery Date"), will be computed on the basis of a 360-day year of twelve 30-day months, and will be payable on February 15 and August 15 of each year, commencing February 15, 2027 until maturity or prior redemption. The definitive Obligations will be issued only in fully registered form in any integral multiple of \$5,000 for any one maturity and will be initially registered and delivered only to Cede & Co., the nominee of The Depository Trust Company ("DTC") pursuant to the Book-Entry-Only System described herein. **No physical delivery of the Obligations will be made to the beneficial owners thereof.** Principal of, premium, if any, and interest on the Obligations will be payable by the Paying Agent/Registrar to Cede & Co., which will make distribution of the amounts so paid to the participating members of DTC for subsequent payment to the beneficial owners of the Obligations. See "The Obligations - Book-Entry-Only System" herein.

**AUTHORITY FOR ISSUANCE . . .** The Certificates are being issued pursuant to the Constitution and general laws of the State, particularly Subchapter C of Chapter 271, Texas Local Government Code, as amended, and Texas Government Code, Chapter 1371, as amended, and the Certificate Ordinance.

The Bonds are being issued pursuant to the Constitution and general laws of the State, particularly Chapters 1207, 1371 and 1331, Texas Government Code, as amended, and the Bond Ordinance.

### **SECURITY AND SOURCE OF PAYMENT . . .**

*The Certificates . . .* The Certificates constitute direct obligations of the City, payable from a combination of (i) a direct annual ad valorem tax levied, within the limits prescribed by law, on all taxable property within the City, and (ii) a limited pledge (not to exceed \$1,000) of surplus net revenues of the City's Utility System (consisting of the electric system and the waterworks and sewer system).

*The Bonds . . .* The Bonds constitute direct obligations of the City and the principal thereof and interest thereon are payable from an annual ad valorem tax levied by the City, within the limits prescribed by law, upon all taxable property in the City, as provided in the Bond Ordinance.

**TAX RATE LIMITATION . . .** All taxable property within the City is subject to the assessment, levy and collection by the City of a continuing, direct annual ad valorem tax sufficient to provide for the payment of principal of and interest on all ad valorem tax debt, including the Obligations, within the limits prescribed by law. Article XI, Section 5, of the Texas Constitution is applicable to the City, and limits its maximum ad valorem tax rate to \$2.50 per \$100 Taxable Assessed Valuation for all City purposes. The Home Rule Charter of the City adopts the constitutionally authorized maximum tax rate of \$2.50 per \$100 Taxable Assessed Valuation. Administratively, the Attorney General of the State will permit allocation of \$1.50 of the \$2.50 maximum tax rate for all general obligation debt, as calculated at the time of issuance and based on 90% tax collection factor.

**OPTIONAL REDEMPTION . . .** The City reserves the right, at its option, to redeem the Obligations having stated maturities on and after February 15, 2036 in whole or in part in principal amounts of \$5,000 or any integral multiple thereof, on February 15, 2035 or any date thereafter, at the par value thereof plus accrued interest to the date of redemption. If less than all of the Bonds or Certificates are to be redeemed, the City may select the maturities of Bonds or Certificates, as the case may be, to be redeemed. If less than all the Bonds or Certificates of any maturity are to be redeemed, the Paying Agent/Registrar (or DTC while the Bonds or Certificates, as the case may be, are in Book-Entry-Only form) shall determine by lot the Bonds or Certificates, or portions thereof, within such maturity to be redeemed. If a Bond or Certificate (or any portion of the principal sum thereof) shall have been called for redemption and notice of such redemption shall have been given, such Bond or Certificate (or the principal amount thereof to be redeemed) shall become due and payable on such redemption date and interest thereon shall cease to accrue from and after the redemption date, provided funds for the payment of the redemption price and accrued interest thereon are held by the Paying Agent/Registrar on the redemption date.

With respect to any optional redemption of the Bonds or Certificates, as the case may be, unless certain prerequisites to such redemption required by the respective Ordinance have been met and money sufficient to pay the principal of and premium, if any, and interest on the Bonds or Certificates, as the case may be, to be redeemed will have been received by the Paying Agent/Registrar prior to the giving of such notice of redemption, such notice may state that said redemption will, at the option of the City, be conditional upon the satisfaction of such prerequisites and receipt of such money by the Paying Agent/Registrar on or prior to the date fixed for such redemption or upon any prerequisite set forth in such notice of redemption. If a conditional notice of redemption is given and such prerequisites to the redemption are not fulfilled, such notice will be of no force and effect, the City will not redeem such Bonds or Certificates, as the case may be, and the Paying Agent/Registrar will give notice in the manner in which the notice of redemption was given, to the effect that the Bonds or Certificates, as the case may be, have not been redeemed.

**NOTICE OF REDEMPTION** . . . Not less than 30 days prior to a redemption date for the Obligations, the City shall cause a notice of redemption to be sent by United States mail, first class, postage prepaid, to the registered owners of the Obligations to be redeemed, in whole or in part, at the address of the registered owner appearing on the registration books of the Paying Agent/Registrar at the close of business on the business day next preceding the date of mailing such notice. ANY NOTICE SO MAILED SHALL BE CONCLUSIVELY PRESUMED TO HAVE BEEN DULY GIVEN WHETHER OR NOT THE REGISTERED OWNER RECEIVES SUCH NOTICE. IF AN OBLIGATION (OR ANY PORTION OF ITS PRINCIPAL SUM) SHALL HAVE BEEN DULY CALLED FOR REDEMPTION AND NOTICE OF SUCH REDEMPTION DULY GIVEN, THEN UPON THE REDEMPTION DATE SUCH OBLIGATION (OR THE PORTION OF ITS PRINCIPAL SUM TO BE REDEEMED) SHALL BECOME DUE AND PAYABLE, AND, IF MONIES FOR THE PAYMENT OF THE REDEMPTION PRICE ARE HELD FOR THE PURPOSE OF SUCH PAYMENT BY THE PAYING AGENT/REGISTRAR AND ALL OTHER CONDITIONS TO REDEMPTION ARE SATISFIED, INTEREST SHALL CEASE TO ACCRUE AND BE PAYABLE FROM AND AFTER THE REDEMPTION DATE ON THE PRINCIPAL AMOUNT REDEEMED.

**DEFEASANCE** . . . The Ordinances provide that any Obligation and the interest thereon shall be deemed to be paid, retired, and no longer outstanding (a "Defeased Obligation") within the meaning of such Ordinance when payment of the principal of such Obligation, plus interest thereon to the due date either (i) shall have been made or caused to be made in accordance with the terms thereof, or (ii) shall have been provided for on or before such due date by irrevocably depositing with or making available to the Paying Agent/Registrar in accordance with an escrow agreement or other instrument (a "Future Escrow Agreement") for such payment (1) lawful money of the United States of America sufficient to make such payment or (2) Government Obligations which mature as to principal and interest in such amounts and at such times as will ensure the availability, without reinvestment, of sufficient money to provide for such payment, and when proper arrangements have been made by the City with the Paying Agent/Registrar for the payment of its services until all Defeased Obligations shall have become due and payable, and thereafter the City will have no further responsibility with respect to amounts available to such paying agent (or other financial institution permitted by applicable law) for the payment of such defeased bonds, including any insufficiency therein caused by the failure of such paying agent (or other financial institution permitted by applicable law) to receive payment when due on the Government Obligations. At such time as an Obligation shall be deemed to be a Defeased Obligation hereunder, as aforesaid, such Obligation and the interest thereon shall no longer be secured by, payable from, or entitled to the benefits of, the ad valorem taxes herein levied and pledged as provided in the Ordinance, and such principal and interest shall be payable solely from such money or Government Obligations.

Any moneys so deposited with or made available to the Paying Agent/Registrar may at the written direction of the City also be invested in Government Obligations, maturing in the amounts and times as hereinbefore set forth, and all income from such Government Obligations received by the Paying Agent/Registrar which is not required for the payment of the Obligations and interest thereon, with respect to which such money has been so deposited, shall be turned over to the City, or deposited as directed in writing to the City. Any Future Escrow Agreement pursuant to which the money and/or Government Obligations are held for the payment of Defeased Obligations may contain provisions permitting the investment or reinvestment of such moneys in Government Obligations or the substitution of other Government Obligations upon the satisfaction of the requirements specified in (1) or (2) above.

The Ordinances provide that "Government Obligations" means any securities and obligations now or hereafter authorized by state law that are eligible to discharge obligations such as the Obligations. The Pricing Officer may restrict such eligible securities and obligations as deemed appropriate. In the event the Pricing Officer restricts such eligible securities and obligations, the final Official Statement will reflect the new authorized Government Obligations. Current State law permits defeasance with the following types of securities: (i) direct, noncallable obligations of the United States of America, including obligations that are unconditionally guaranteed by the United States of America, (ii) noncallable obligations of an agency or instrumentality of the United States of America, including obligations that are unconditionally guaranteed or insured by the agency or instrumentality and that, on the date the governing body of the Issuer adopts or approves the proceedings authorizing the financial arrangements, are rated as to investment quality by a nationally recognized investment rating firm not less than AAA or its equivalent, and (iii) noncallable obligations of a state or an agency or a county, municipality, or other political subdivision of a state that have been refunded and that, on the date the governing body of the Issuer adopts or approves the proceedings authorizing the financial arrangements, are rated as to investment quality by a nationally recognized investment rating firm not less than AAA or its equivalent. There is no assurance that current State law will not be changed in a manner which would permit investments other than those described above to be made with amounts deposited to defease the Obligations. Because the Ordinances do not contractually limit such investments, registered owners will be deemed to have consented to defeasance with such other investments, notwithstanding the fact that such investments may not be of the same investment quality as those currently permitted under State law. There is no assurance that the ratings for U.S. Treasury securities used as Government Obligations or those for any other Government Obligations will be maintained at any particular rating category.

Upon such deposit as described above, such Defeased Obligations shall no longer be regarded to be outstanding obligations payable from ad valorem taxes levied by the City or from the other revenues pledged to their payment in the Ordinances, but will be payable only from the funds and Government Obligations deposited in escrow and will not be considered debt of the City for any purpose. After firm banking and financial arrangements for the discharge and final payment or redemption of the Obligations have been made as described above, all rights of the City to initiate proceedings to call the Obligations for redemption or take any other action amending the terms of the Obligations are extinguished; provided, however, that the right to call the Obligations for redemption is not extinguished if the City: (i) in the proceedings providing for the firm banking and financial arrangements, expressly reserves the right to call the Obligations for redemption; and (ii) gives notice of the reservation of that right to the owners of the Obligations immediately following the making of the firm banking and financial arrangements; (iii) directs that notice of the reservation be included in any redemption notices that it authorizes.

**BOOK-ENTRY-ONLY SYSTEM . . .** *This section describes how ownership of the Obligations is to be transferred and how the principal of, premium, if any, and interest on the Obligations are to be paid to and accredited by DTC while the Obligations are registered in its nominee name. The information in this section concerning DTC and the Book-Entry-Only System has been provided by DTC for use in disclosure documents such as this Official Statement. The City believes the source of such information to be reliable, but takes no responsibility for the accuracy or completeness thereof.*

*The City cannot and does not give any assurance that (1) DTC will distribute payments of debt service on the Obligations, or redemption or other notices, to DTC Participants, (2) DTC Participants or others will distribute debt service payments paid to DTC or its nominee (as the registered owner of the Obligations), or redemption or other notices, to the Beneficial Owners, or that they will do so on a timely basis, or (3) DTC will serve and act in the manner described in this Official Statement. The current rules applicable to DTC are on file with the Securities and Exchange Commission, and the current procedures of DTC to be followed in dealing with DTC Participants are on file with DTC.*

DTC will act as securities depository for the Obligations. The Obligations will be issued as fully-registered securities registered in the name of Cede & Co. (DTC's partnership nominee) or such other name as may be requested by an authorized representative of DTC. One fully-registered security certificate will be issued for each maturity of the Obligations in the aggregate principal amount thereof and will be deposited with DTC.

DTC, the world's largest securities depository, is a limited-purpose trust company organized under the New York Banking Law, a "banking organization" within the meaning of the New York Banking Law, a member of the Federal Reserve System, a "clearing corporation" within the meaning of the New York Uniform Commercial Code, and a "clearing agency" registered pursuant to the provisions of Section 17A of the Securities Exchange Act of 1934. DTC holds and provides asset servicing for over 3.5 million issues of U.S. and non-U.S. equity issues, corporate and municipal debt issues, and money market instruments (from over 100 countries) that DTC's participants ("Direct Participants") deposit with DTC. DTC also facilitates the post-trade settlement among Direct Participants of sales and other securities transactions in deposited securities, through electronic computerized book-entry transfers and pledges between Direct Participants' accounts. This eliminates the need for physical movement of securities certificates. Direct Participants include both U.S. and non-U.S. securities brokers and dealers, banks, trust companies, clearing corporations, and certain other organizations. DTC is a wholly-owned subsidiary of The Depository Trust & Clearing Corporation ("DTCC"). DTCC is the holding company for DTC, National Securities Clearing Corporation and Fixed Income Clearing Corporation, all of which are registered clearing agencies. DTCC is owned by the users of its regulated subsidiaries. Access to the DTC system is also available to others such as both U.S. and non-U.S. securities brokers and dealers, banks, trust companies, and clearing corporations that clear through or maintain a custodial relationship with a Direct Participant, either directly or indirectly ("Indirect Participants"). DTC has a Standard & Poor's rating of "AA+". The DTC Rules applicable to its Participants are on file with the Securities and Exchange Commission. More information about DTC can be found at [www.dtcc.com](http://www.dtcc.com) and [www.dtc.org](http://www.dtc.org).

Purchases of Obligations under the DTC system must be made by or through Direct Participants, which will receive a credit for the Obligations on DTC's records. The ownership interest of each actual purchaser of each Obligation ("Beneficial Owner") is in turn to be recorded on the Direct and Indirect Participants' records. Beneficial Owners will not receive written confirmation from DTC of their purchase, but Beneficial Owners are expected to receive written confirmations providing details of the transactions, as well as periodic statements of their holdings, from the Direct or Indirect Participant through which the Beneficial Owners entered into the transaction. Transfers of ownership interest in the Obligations are to be accomplished by entries made on the books of Participants acting on behalf of Beneficial Owners. Beneficial Owners will not receive certificates representing their ownership interests in the Obligations, except in the event that use of the book-entry system for the Obligations is discontinued.

To facilitate subsequent transfers, all Obligations deposited by Direct Participants with DTC are registered in the name of DTC's partnership nominee, Cede & Co., or such other name as may be requested by an authorized representative of DTC. The deposit of Obligations with DTC and their registration in the name of Cede & Co. or such other DTC nominee do not effect any change in beneficial ownership. DTC has no knowledge of the actual Beneficial Owners of the Obligations; DTC's records reflect only the identity of the Direct Participant to whose account such Obligations are credited, which may or may not be the Beneficial Owners. The Participants will remain responsible for keeping account of their holdings on behalf of their customers.

Conveyance of notices and other communications by DTC to Direct Participants, by Direct Participants to Indirect Participants, and by Direct Participants and Indirect Participants to Beneficial Owners will be governed by arrangements among them, subject to any statutory or regulatory requirements as may be in effect from time to time. Beneficial Owners of Obligations may wish to take certain steps to augment the transmission to them of notices of significant events with respect to the Obligations, such as redemptions, tenders, defaults, and proposed amendments to the Obligation documents. For example, Beneficial Owners of Obligations may wish to ascertain that the nominee holding the Obligations for their benefit has agreed to obtain and transmit notices to Beneficial Owners. In the alternative, Beneficial Owners may wish to provide their names and addresses to the registrar and request that copies of notices be provided directly to them.

Redemption notices shall be sent to DTC. If less than all of the Obligations within a maturity are being redeemed, DTC's practice is to determine by lot the amount of the interest of each Direct Participant in such issue to be redeemed.

Neither DTC nor Cede & Co. will consent or vote with respect to the Obligations unless authorized by a Direct Participant in accordance with DTC's procedures. Under its usual procedures, DTC mails an Omnibus Proxy to the City as soon as possible after the record date. The Omnibus Proxy assigns Cede & Co.'s consenting or voting rights to those Direct Participants to whose accounts the Obligations are credited on the record date (identified in a listing attached to the Omnibus Proxy).

Payments on the Obligations will be made to DTC. DTC's practice is to credit Direct Participants' accounts, upon DTC's receipt of funds and corresponding detail information from the City or the Paying Agent/Registrar on payable dates in accordance with their respective holdings shown on DTC's records. Payments by Participants to Beneficial Owners will be governed by standing instructions and customary practices, as in the case with securities held for the accounts of customers in bearer form or registered in "street name," and will be the responsibility of such Participant and not of DTC, the Paying Agent/Registrar or the City, subject to any statutory or regulatory requirements as may be in effect from time to time. Payment to DTC is the responsibility of the City, disbursement of such payments to Direct Participants shall be the responsibility of DTC, and disbursement of such payments to the Beneficial Owners shall be the responsibility of Direct and Indirect Participants.

DTC may discontinue providing its services as securities depository with respect to the Obligations at any time by giving reasonable notice to the City and the Paying Agent/Registrar. Under such circumstances, in the event that a successor securities depository is not obtained, Obligation certificates are required to be printed and delivered.

The City may decide to discontinue use of the system of book-entry transfers through DTC (or a successor securities depository). In that event, Obligations will be printed and delivered.

*Use of Certain Terms in Other Sections of this Official Statement.* In reading this Official Statement it should be understood that while the Obligations are in the Book-Entry-Only System, references in other sections of this Official Statement to registered owners should be read to include the person for which the Participant acquires an interest in the Obligations, but (i) all rights of ownership must be exercised through DTC and the Book-Entry-Only System, and (ii) except as described above, notices that are to be given to registered owners under the Ordinances will be given only to DTC.

Information concerning DTC and the Book-Entry-Only System has been obtained from DTC and is not guaranteed as to accuracy or completeness by, and is not to be construed as a representation by the City, the Municipal Advisor or the Initial Purchasers.

**EFFECT OF TERMINATION OF BOOK-ENTRY-ONLY SYSTEM . . .** In the event that the Book-Entry-Only System is discontinued by DTC or the use of the Book-Entry-Only System is discontinued by the City, printed Obligations will be issued to the holders and the Obligations will be subject to transfer, exchange and registration provisions as set forth in the Ordinances and summarized under "The Obligations - Transfer, Exchange and Registration" below.

**PAYING AGENT/REGISTRAR . . .** The initial Paying Agent/Registrar for the Bonds and the Certificates is BOKF, NA, Dallas, Texas. In the Ordinances, the City retains the right to replace the Paying Agent/Registrar. The City covenants to maintain and provide a Paying Agent/Registrar at all times until the Bonds and Certificates are duly paid and any successor Paying Agent/Registrar shall be a commercial bank, trust company, financial institution or other entity duly qualified and legally authorized to serve as and perform the duties and services of Paying Agent/Registrar for the Bonds and Certificates. Upon any change in the Paying Agent/Registrar for the Bonds and Certificates, the City agrees to promptly cause a written notice thereof to be sent to each registered owner of the Bonds and Certificates, as applicable, by United States mail, first class, postage prepaid, which notice shall also give the address of the new Paying Agent/Registrar.

In the event the use of the Book-Entry-Only system is discontinued, principal of the Bonds and Certificates is payable to the registered holder appearing on the registration books of the Paying Agent/Registrar (the "Registered Owner") at the designated corporate trust office of the Paying Agent/Registrar upon surrender of the Bonds and Certificates for payment; provided, however, that so long as Cede & Co. (or other DTC nominee) is the registered owner of the Obligations, all payments will be made as described under "The Obligations - Book-Entry-Only System" herein. Interest on the Bonds and Certificates is payable to the Register Owners appearing on the registration books of the Paying Agent/Registrar at the close of business on the Record Date (identified below) and such interest shall be paid by the Paying Agent/Registrar by check mailed, first class postage prepaid, to the Register Owner or by such other arrangement, acceptable to the Paying Agent/Registrar, requested by and at the risk and expense of the Registered Owner. If the date for the payment of the principal of or interest on the Bonds and Certificates shall be a Saturday, Sunday, a legal holiday, or a day when banking institutions in the city where the designated corporate office of the Paying Agent/Registrar is located is authorized by law or executive order to close, then the date for such payment shall be the next succeeding day which is not such a Saturday, Sunday, legal holiday, or day when banking institutions are authorized to close; and payment on such date shall have the same force and effect as if made on the original date payment was due.

**TRANSFER, EXCHANGE AND REGISTRATION . . .** In the event the Book-Entry-Only System should be discontinued, printed Obligations will be delivered to the Registered Owners and thereafter the Obligations may be transferred and exchanged on the registration books of the Paying Agent/Registrar only upon presentation and surrender of such printed Obligations to the Paying Agent/Registrar and such transfer or exchange shall be without expense or service charge to the Registered Owner, except for any tax or other governmental charges required to be paid with respect to such registration, exchange and transfer. Obligations may be assigned by the execution of an assignment form on the Obligations or by other instrument of transfer and assignment acceptable to the Paying Agent/Registrar. New Obligations will be delivered by the Paying Agent/Registrar, in lieu of the Obligations being transferred or exchanged, at the designated office of the Paying Agent/Registrar, or sent by United States mail, first class, postage prepaid, to the new Registered Owner or his designee. To the extent possible, new Obligations issued in an

exchange or transfer of Obligations will be delivered to the Registered Owner or assignee of the Registered Owner in not more than three business days after the receipt of the Obligations to be canceled, and the written instrument of transfer or request for exchange duly executed by the Registered Owner or his duly authorized agent, in form satisfactory to the Paying Agent/Registrar. New Obligations registered and delivered in an exchange or transfer shall be in any integral multiple of \$5,000 for any one maturity and for a like aggregate principal amount as the Obligations surrendered for exchange or transfer. See "The Obligations—Book-Entry-Only System" herein for a description of the system to be utilized initially in regard to ownership and transferability of the Obligations. Neither the City nor the Paying Agent/Registrar shall be required to transfer or exchange any Obligation called for redemption, in whole or in part, within 45 days of the date fixed for redemption; provided, however, such limitation of transfer shall not be applicable to an exchange by the Registered Owner of the uncalled balance of an Obligation.

**RECORD DATE FOR INTEREST PAYMENT . . .** The record date ("Record Date") for the interest payable on the Bonds and Certificates on any interest payment date means the close of business on the last business day of the month next preceding such interest payment date.

In the event of a non-payment of interest on a scheduled payment date, and for 30 days thereafter, a new record date for such interest payment (a "Special Record Date") will be established by the Paying Agent/Registrar, if and when funds for the payment of such interest have been received from the City. Notice of the Special Record Date and of the scheduled payment date of the past due interest ("Special Payment Date", which shall be 15 days after the Special Record Date) shall be sent at least five business days prior to the Special Record Date by United States mail, first class postage prepaid, to the address of each Registered Owner of a Bond and Certificate appearing on the registration books of the Paying Agent/Registrar at the close of business on the last business day next preceding the date of mailing of such notice.

**AMENDMENTS . . .** In each Ordinance, the City has reserved the right to amend the Ordinance without the consent of any holder of the respective Obligation for the purpose of amending or supplementing the Ordinance to (i) cure any ambiguity, defect or omission therein that does not materially adversely affect the interests of the holders, (ii) grant additional rights or security for the benefit of the holders, (iii) add events of default as shall not be inconsistent with the provisions of the Ordinance that do not materially adversely affect the interests of the holders, (iv) qualify the Ordinance under the Trust Indenture Act of 1939, as amended, or corresponding provisions of federal laws from time to time in effect or (v) make such other provisions in regard to matters or questions arising under the Ordinance that are not inconsistent with the provisions thereof and which, in the opinion of Bond Counsel for the City, do not materially adversely affect the interests of the holders.

Each Ordinance further provides that the holders of the Bonds or Certificates, as applicable, aggregating in principal amount a majority of the outstanding Bonds or Certificates, as the case may be, shall have the right from time to time to approve any amendment not described above to the applicable Ordinance if it is deemed necessary or desirable by the City; provided, however, that without the consent of 100% of the holders in original principal amount of the then outstanding Bonds or Certificates so affected, no amendment may be made for the purpose of: (i) making any change in the maturity of any of the outstanding Bonds or Certificates; (ii) reducing the rate of interest borne by any of the outstanding Bonds or Certificates; (iii) reducing the amount of the principal of, or redemption premium, if any, payable on any outstanding Bonds or Certificates; (iv) modifying the terms of payment of principal or of interest or redemption premium on outstanding Bonds or Certificates, or imposing any condition with respect to such payment; or (v) changing the minimum percentage of the principal amount of the Bonds or Certificates necessary for consent to such amendment. Reference is made to the Ordinances for further provisions relating to the amendment thereof.

**REMEDIES . . .** Each Ordinance establishes specific events of default with respect to the respective series of Obligations. If the City defaults in the payment of the principal of or interest on the Bonds or Certificates when due or the City defaults in the observance or performance of any of the covenants, conditions, or obligations of the City, the failure to perform which materially, adversely affects the rights of the owners thereof, including but not limited to, their prospect or ability to be repaid in accordance with the respective Ordinance, and the continuation thereof for a period of 60 days after notice of such default is given by any owner to the City, each Ordinance provides that any registered owner of a respective Obligation is entitled to seek a writ of mandamus from a court of proper jurisdiction requiring the City to make such payment or observe and perform such covenants, obligations, or conditions. The issuance of a writ of mandamus may be sought if there is no other available remedy at law to compel performance of the respective Obligations or Ordinance and the City's obligations are not uncertain or disputed. The remedy of mandamus is controlled by equitable principles, so rests with the discretion of the court, but may not be arbitrarily refused. There is no acceleration of maturity of the Obligations in the event of default and, consequently, the remedy of mandamus may have to be relied upon from year to year. The Ordinances do not provide for the appointment of a trustee to represent the interest of the owners of the respective Obligations upon any failure of the City to perform in accordance with the terms of the Ordinances, or upon any other condition and accordingly all legal actions to enforce such remedies would have to be undertaken at the initiative of, and be financed by, the Registered Owners. The Texas Supreme Court has ruled in *Tooke v. City of Mexia* 197 S.W.3d 325 (Tex. 2006) that a waiver of sovereign immunity in a contractual dispute must be provided for by statute in "clear and unambiguous" language. Furthermore, *Tooke*, and subsequent jurisprudence, held that a municipality is not immune from suit for torts committed in the performance of its proprietary functions, as it is for torts committed in the performance of its governmental functions (the "Proprietary-Governmental Dichotomy"). Governmental functions are those that are enjoined on a municipality by law and are given by the State as a part of the State's sovereignty, to be exercised by the municipality in the interest of the general public, while proprietary functions are those that a municipality may, in its discretion, perform in the interest of the inhabitants of municipality. In *Wasson Interests, Ltd., V. City of Jacksonville*, No. 489 S.W.3d 427 (Tex. 2016), ("Wasson") the Texas Supreme Court (the "Court") addressed whether the distinction between governmental and

proprietary acts (as found in tort-based causes of action) applies to the breach of contract claims against municipalities. The Court analyzed the rationale behind the Proprietary-Governmental Dichotomy to determine that "a city's proprietary functions are not done pursuant to the "will of the people" and protecting such municipalities "via the State's immunity is not an efficient way to ensure efficient allocation of State resources". While the Court recognized that the distinction between government and proprietary functions is not clear, the Wasson opinion held the Proprietary-Governmental Dichotomy applies in contract-claims context. Therefore, in regard to municipal contract cases (as in tort claims), it is incumbent on the courts to determine whether a function is proprietary or governmental based upon the statutory guidance and definitions found in the Texas Civil Practice and Remedies Code. Notwithstanding the foregoing new case law issued by the Court, such sovereign immunity issues have not been adjudicated in relation to bond matters (specifically, in regard to the issuance of municipal debt). Each situation will be prospectively evaluated based on the facts and circumstances surrounding the contract in question to determine if a suit, and subsequently, a judgment, is justiciable against a municipality. Because it is unclear whether the Texas legislature has effectively waived the City's sovereign immunity from a suit for money damages, owners of Obligations may not be able to bring such a suit against the City for breach of the Obligations or Ordinance covenants in the absence of City action. Chapter 1371, Texas Government Code ("Chapter 1371"), which pertains to the issuance of public securities by issuers such as the City, permits the City to waive sovereign immunity in the proceedings authorizing its debt, but in connection with the issuance of the Obligations, the City has not waived sovereign immunity. Even if a judgment against the City could be obtained, it could not be enforced by direct levy and execution against the City's property. Further, the Registered Owners cannot themselves foreclose on property within the City or sell property within the City to enforce the tax lien on taxable property to pay the principal of and interest on the Bonds or the Certificates. Furthermore, the City is eligible to seek relief from its creditors under Chapter 9 of the U.S. Bankruptcy Code ("Chapter 9"). Although Chapter 9 provides for the recognition of a security interest represented by a specifically pledged source of revenues, the pledge of ad valorem taxes in support of a general obligation of a bankrupt entity is not specifically recognized as a security interest under Chapter 9. Chapter 9 also includes an automatic stay provision that would prohibit, without Bankruptcy Court approval, the prosecution of any other legal action by creditors or Obligationholders of an entity which has sought protection under Chapter 9. Therefore, should the City avail itself of Chapter 9 protection from creditors, the ability to enforce would be subject to the approval of the Bankruptcy Court (which could require that the action be heard in Bankruptcy Court instead of other federal or state court); and the Bankruptcy Code provides for broad discretionary powers of a Bankruptcy Court in administering any proceeding brought before it. The opinions of Bond Counsel will note that all opinions relative to the enforceability of the Obligations are qualified with respect to the customary rights of debtors relative to their creditors, by principles of governmental immunity, and by general principles of equity which permit the exercise of judicial discretion.

Initially, the only Registered Owner of the Bonds and Certificates will be Cede & Co., as DTC's nominee. See "The Obligations - Book-Entry-Only System" herein for a description of the duties of DTC with regard to ownership of the Bonds and Certificates.

## TAX INFORMATION

**AD VALOREM TAX LAW . . .** The appraisal of property within the City is the responsibility of the Denton Central Appraisal District (the "Appraisal District"). Excluding agricultural and open-space land, which may be taxed on the basis of productive capacity, the Appraisal District is required under V.T.C.A., Title I, Tax Code, as amended (the "Property Tax Code") to appraise all property within the Appraisal District on the basis of 100% of its market value and is prohibited from applying any assessment ratios. In determining the market value of property, different methods of appraisal may be used, including the cost method of appraisal, the income method of appraisal and the market data comparison method of appraisal, and the method considered most appropriate by the chief appraiser is to be used. State law requires the appraised value of a residence homestead to be based solely on the property's value as a residence homestead, regardless of whether residential use is considered to be the highest and best use of the property. State law further limits the appraised value of a residence homestead for a tax year to an amount that would not exceed the lesser of (1) the market value of the property for the most recent tax year that the market value was determined by the appraisal office or (2) the sum of (a) 10% of the property's appraised value in the preceding tax year, plus (b) the property's appraised value in the preceding tax year, plus (c) the market value of all new improvements to the property. The value placed upon property within the Appraisal District is subject to review by an Appraisal Review Board, consisting of members appointed by the Board of Directors of the Appraisal District. The Appraisal District is required to review the value of property within the Appraisal District at least every three years. The City may require annual review at its own expense, and is entitled to challenge the determination of appraised value of property within the City by petition filed with the Appraisal Review Board.

Reference is made to the Property Tax Code, for identification of property subject to taxation; property exempt or which may be exempted from taxation, if claimed; the appraisal of property for ad valorem taxation purposes; and the procedures and limitations applicable to the levy and collection of ad valorem taxes.

Article VIII of the State Constitution ("Article VIII") and State law provide for certain exemptions from property taxes, the valuation of agricultural and open-space lands at productivity value, and the exemption of certain personal property from ad valorem taxation.

Under Section 1-b, Article VIII, and State law, the governing body of a political subdivision, at its option, may grant an exemption of not less than \$3,000 of the market value of the residence homestead of persons 65 years of age or older and the disabled from all ad valorem taxes thereafter levied by the political subdivision. Once authorized, such exemption may be repealed or decreased or increased in amount (i) by the governing body of the political subdivision or (ii) by a favorable vote of a majority of the qualified voters at an election called by the governing body of the political subdivision, which election must be called upon receipt of a petition signed by at least 20% of the number of qualified voters who voted in the preceding election of the political subdivision. In the case of a decrease, the amount of the exemption may not be reduced to less than \$3,000 of the market value.

The surviving spouse of an individual who qualifies for the foregoing exemption for the residence homestead of a person 65 or older (but not the disabled) is entitled to an exemption for the same property in an amount equal to that of the exemption for which the deceased spouse qualified if (i) the deceased spouse died in a year in which the deceased spouse qualified for the exemption, (ii) the surviving spouse was at least 55 years of age at the time of the death of the individual's spouse and (iii) the property was the residence homestead of the surviving spouse when the deceased spouse died and remains the residence homestead of the surviving spouse.

In addition to any other exemptions provided by the Property Tax Code, the governing body of a political subdivision, at its option, may grant an exemption of up to 20% of the market value of residence homesteads, with a minimum exemption of \$5,000.

In the case of residence homestead exemptions granted under Section 1-b, Article VIII, ad valorem taxes may continue to be levied against the value of homesteads exempted where ad valorem taxes have previously been pledged for the payment of debt if cessation of the levy would impair the obligation of the contract by which the debt was created.

Under Article VIII and State law, the governing body of a county, municipality or junior college district may provide for a freeze on total amount of ad valorem taxes levied on the residence homestead of a disabled person or persons 65 years of age or older above the amount of tax imposed in the year such residence qualified for such exemption. Also, upon receipt of a petition signed by five percent of the registered voters of the county, municipality or junior college district, an election must be held to determine by majority vote whether to establish such a limitation on taxes paid on residence homesteads of persons 65 years of age or who are disabled. Upon providing for such exemption, the total amount of taxes imposed on such homestead cannot be increased except for improvements (other than maintenance, repairs or improvements required to comply with governmental requirements) and such freeze is transferable to a different residence homestead. Also, a surviving spouse of a taxpayer who qualifies for the freeze on ad valorem taxes is entitled to the same exemption so long as the property was the residence homestead of the surviving spouse when the deceased spouse died and remains the residence homestead of the surviving spouse and the spouse was at least 55 years of age at the time of the death of the individual's spouse. Once established such freeze cannot be repealed or rescinded.

State law and Section 2, Article VIII, mandate an additional property tax exemption for disabled veterans or the surviving spouse or children of a deceased veteran who died while on active duty in the armed forces; the exemption applies to either real or personal property with the amount of assessed valuation exempted ranging from \$5,000 to a maximum of \$12,000, dependent upon the degree of disability or whether the exemption is applicable to a surviving spouse or children; provided, however, that beginning in the 2009 tax year, a disabled veteran who receives from the United States Department of Veterans Affairs or its successor 100 percent disability compensation due to a service-connected disability and a rating of 100 percent disabled or of individual unemployability is entitled to an exemption from taxation of the total appraised value of the veteran's residence homestead. In addition, effective January 1, 2012, and subject to certain conditions, surviving spouses of a deceased veteran who had received a disability rating of 100% will be entitled to receive a residential homestead exemption equal to the exemption received by the deceased spouse until such surviving spouse remarries.

Article VIII provides that eligible owners of both agricultural land (Section 1-d) and open-space land (Section 1-d-1), including open-space land devoted to farm or ranch purposes or open-space land devoted to timber production, may elect to have such property appraised for property taxation on the basis of its productive capacity. The same land may not be qualified under both Section 1-d and 1-d-1.

Nonbusiness personal property, such as automobiles or light trucks, are exempt from ad valorem taxation unless the governing body of a political subdivision elects to tax this property. Boats owned as nonbusiness property are exempt from ad valorem taxation.

Article VIII, Section 1-j, provides for "freeport property" to be exempted from ad valorem taxation. Freeport property is defined as goods detained in Texas for 175 days or less for the purpose of assembly, storage, manufacturing, processing or fabrication. Notwithstanding such exemption, counties, school districts, junior college districts and cities may tax such tangible personal property provided official action to tax the same was taken before April 1, 1990. Decisions to continue to tax may be reversed in the future; decisions to exempt freeport property are not subject to reversal.

Article VIII, Section 1-n of the Texas Constitution provides for the exemption from taxation of "goods-in-transit." "Goods-in-transit" is defined by Section 11.253 of the Property Tax Code, as personal property acquired or imported into Texas and transported to another location in the State or outside of the State within 175 days of the date the property was acquired or imported into Texas. The exemption excludes oil, natural gas, petroleum products, aircraft and special inventory, including motor vehicle, vessel and out-board motor, heavy equipment and manufactured housing inventory. Section 11.253 permits local governmental entities, on a local option basis, to take official action by January 1 of the year preceding a tax year, after holding a public hearing, to tax "goods-in-transit" during the following tax year. After taking such official action, the goods-in-transit remain subject to taxation by the local governmental entity until the governing body of the governmental entity rescinds or repeals its previous actions to tax goods-in-transit. A taxpayer may only receive either the freeport exemption or the "goods-in-transit" exemption for items of personal property.

The City or Denton County may create one or more tax increment financing districts ("TIF") within the City or Denton County, as applicable, and freeze the taxable values of property in the TIF at the value at the time of its creation. Other overlapping taxing units levying taxes in the TIF may agree to contribute all or part of future ad valorem taxes levied and collected against the value of property in the TIF in excess of the "frozen values" to pay or finance the costs of certain public improvements in the TIF. Taxes levied by the City against the values of real property in the TIF in excess of the "frozen" value are not available for general city use but are restricted to paying or financing "project costs" within the TIF. The City also may enter into tax abatement agreements to encourage economic development. Under the agreements, a property owner agrees to construct certain improvements on its property. The City in turn agrees not to levy a tax on all or part of the increased value attributable to the improvements until the expiration of the agreement. The abatement agreement could last for a period of up to 10 years. The City has active reinvestment zones for tax abatements and tax increment financing zones for tax increment financing purposes. See "Tax Information - Tax Incentive Policy, – Property Tax Abatement" and "- Tax Increment Financing and Public Improvement District" and "Table 1 - Valuation, Exemptions and General Obligation Debt".

The City is also authorized, pursuant to Chapter 380, Texas Local Government Code, as amended ("Chapter 380"), to establish programs to promote state or local economic development and to stimulate business and commercial activity in the City. In accordance with a program established pursuant to Chapter 380, the City may make loans or grants of public funds such as ad valorem taxes or sales taxes for economic development purposes, however no obligations secured by ad valorem taxes may be issued for such purposes unless approved by voters of the City. The City has entered into several Chapter 380 Agreements. See "Tax Information - Chapter 380 Agreements".

**NO-NEW-REVENUE TAX RATE AND VOTER-APPROVAL TAX RATE . . .** The Following terms as used in this section have the meanings provided below:

"adjusted" means lost values are not included in the calculation of the prior year's taxes and new values are not included in the current year's taxable values.

"de minimis rate" means the maintenance and operations tax rate that will produce the prior year's total maintenance and operations tax levy (adjusted) from the current year's values (adjusted), plus the rate that produces an additional \$500,000 in tax revenue when applied to the current year's taxable value, plus the debt service tax rate.

"foregone revenue amount" means the greater of zero or the amount expressed in dollars calculated according to the following formula: the voter-approval tax rate less the actual tax rate, then multiplied by the taxing unit's current total value in the applicable preceding tax year.

"no-new-revenue tax rate" means the combined maintenance and operations tax rate and debt service tax rate that will produce the prior year's total tax levy (adjusted) from the current year's total taxable values (adjusted).

"special taxing unit" means a city for which the maintenance and operations tax rate proposed for the current tax year is 2.5 cents or less per \$100 of taxable value.

"unused increment rate" means the greater of (i) zero; or (ii) the sum of the foregone revenue amount for each of the tax years 2022 foregone revenue amount, the 2023 foregone revenue amount, and 2025 foregone revenue amount divided by the current total value..

"voter-approval tax rate" mean the maintenance and operations tax rate that will produce the prior year's total maintenance and operations tax levy (adjusted) from the current year's values (adjusted) multiplied by 1.035, plus the debt service tax rate, plus the "unused increment rate".

The City's tax rate consists of two components: (1) a rate for funding of maintenance and operations expenditures in the current year (the "maintenance and operations tax rate"), and (2) a rate for funding debt service in the current year (the "debt service tax rate"). Under State law, the assessor for the City must submit an appraisal roll showing the total appraised, assessed, and taxable values for all property in the City to the City Council by August 1 of each year, or as soon as practicable thereafter.

A city must annually calculate its "voter-approval tax rate" and "no-new-revenue tax rate" (as such terms are defined above) in accordance with forms prescribed by the State Comptroller and provide notice of such rates to each owner of taxable property within the city and the county tax assessor-collector for each county in which all or part of the city is located. A city must adopt a tax rate before the later of September 30 or the 60th day after receipt of the certified appraisal roll, except that a tax rate that exceeds the voter-approval tax rate must be adopted not later than the 71st day before the next occurring November uniform election date. If a city fails to timely adopt a tax rate, the tax rate is statutorily set as the lower of the no-new-revenue tax rate for the current tax year or the tax rate adopted by the city for the preceding tax year.

As described below, the Property Tax Code provides that if a city adopts a tax rate that exceeds its voter-approval tax rate or, in certain cases, its "de minimis rate", an election must be held to determine whether or not to reduce the adopted tax rate to the voter-approval tax rate.

A city may not adopt a tax rate that exceeds the lower of the voter-approval tax rate or the no-new-revenue tax rate until each appraisal district in which such city participates has delivered notice to each taxpayer of the estimated total amount of property taxes owed and the city has held a public hearing on the proposed tax increase.

For cities with a population of 30,000 or more as of the most recent federal decennial census, if the adopted tax rate for any tax year exceeds the voter-approval tax rate, that city must conduct an election on the next occurring November uniform election date to determine whether or not to reduce the adopted tax rate to the voter-approval tax rate.

For cities with a population less than 30,000 as of the most recent federal decennial census, if the adopted tax rate for any tax year exceeds the greater of (i) the voter-approval tax rate or (ii) the de minimis rate, the city must conduct an election on the next occurring November uniform election date to determine whether or not to reduce the adopted tax rate to the voter-approval tax rate. However, for any tax year during which a city has a population of less than 30,000 as of the most recent federal decennial census and does not qualify as a special taxing unit, if a city's adopted tax rate is equal to or less than the de minimis rate but greater than both (a) the no-new-revenue tax rate, multiplied by 1.08, plus the debt service tax rate or (b) the city's voter-approval tax rate, then a valid petition signed by at least three percent of the registered voters in the city would require that an election be held to determine whether or not to reduce the adopted tax rate to the voter-approval tax rate.

Any city located at least partly within an area declared a disaster area by the Governor of the State or the President of the United States during the current year may calculate its "voter-approval tax rate" using a 1.08 multiplier, instead of 1.035, until the earlier of (i) the second tax year in which such city's total taxable appraised value exceeds the taxable appraised value on January 1 of the year the disaster occurred, or (ii) the third tax year after the tax year in which the disaster occurred.

State law provides cities and counties in the State the option of assessing a maximum one-half percent (1/2%) sales and use tax on retail sales of taxable items for the purpose of reducing its ad valorem taxes, if approved by a majority of the voters in a local option election. If the additional sales and use tax for ad valorem tax reduction is approved and levied, the no-new-revenue tax rate and voter-approval tax rate must be reduced by the amount of the estimated sales tax revenues to be generated in the current tax year.

The calculations of the no-new-revenue tax rate and voter-approval tax rate do not limit or impact the City's ability to set a debt service tax rate in each year sufficient to pay debt service on all of the City's tax-supported debt obligations, including the Obligations.

Reference is made to the Property Tax Code for definitive requirements for the levy and collection of ad valorem taxes and the calculation of the various defined tax rates.

**PROPERTY ASSESSMENT AND TAX PAYMENT . . .** Property within the City is generally assessed as of January 1 of each year. Business inventory may, at the option of the taxpayer, be assessed as of September 1. Oil and gas reserves are assessed on the basis of a valuation process that uses pricing information contained in the most recently published Early Release Overview of the Annual Energy Outlook published by the United States Energy Information Administration, as well as appraisal formulas developed by the State Comptroller of Public Accounts. Taxes become due October 1 of the same year, and become delinquent on February 1 of the following year. Taxpayers 65 years old or older are permitted by State law to pay taxes on homesteads in four installments with the first due on February 1 of each year and the final installment due on August 1.

**PENALTIES AND INTEREST . . .** Charges for penalty and interest on the unpaid balance of delinquent taxes are made as follows:

Month	Cumulative Penalty	Cumulative Interest	Total
February	6%	1%	7%
March	7	2	9
April	8	3	11
May	9	4	13
June	10	5	15
July	12	6	18

After July, the penalty remains at 12%, and interest accrues at a rate of one percent (1%) for each month or portion of a month the tax remains unpaid. A delinquent tax continues to incur the penalty interest as long as the tax remains unpaid, regardless of whether a judgment for the delinquent tax has been rendered. The purpose of imposing such interest is to compensate the taxing unit for revenue lost because of the delinquency. In addition, if an account is delinquent in July, an attorney's collection fee of up to 20% may be added to the total tax penalty and interest charge. Under certain circumstances, taxes which become delinquent on the homestead of a taxpayer 65 years old or older incur a penalty of 8% per annum with no additional penalties or interest assessed. In general, property subject to the City's lien may be sold, in whole or in parcels, pursuant to court order to collect the amounts due. Federal law does not allow for the collection of penalty and interest against an estate in bankruptcy. Federal bankruptcy law provides that an automatic stay of action by creditors and other entities, including governmental units, goes into effect with the filing of any petition in bankruptcy. The automatic stay prevents governmental units from foreclosing on property and prevents liens for post-petition taxes from attaching to property and obtaining secured creditor status unless, in either case, an order lifting the stay is obtained from the bankruptcy court. In many cases post-petition taxes are paid as an administrative expense of the estate in bankruptcy or by order of the bankruptcy court.

**CITY APPLICATION OF TAX CODE . . .** The City grants an exemption to the market value of the residence homestead of persons 65 years of age or older of \$50,000. Disabled taxpayers also receive a \$50,000 exemption.

The City grants an additional one-half of one percent, or a minimum of \$5,000 exemption of the market value of residence homesteads.

See Table 1 for a listing of the amounts of the exemptions described above.

Ad valorem taxes are not levied by the City against the exempt value of residence homesteads for the payment of debt.

The City does not tax nonbusiness personal property.

Denton County began collecting taxes for the City during the fiscal year 2006-07.

The City does not allow split payments, and discounts are not allowed.

The City does not tax freeport property.

The City collects the additional one-half cent sales tax for reduction of ad valorem taxes.

The City does tax "goods-in-transit".

The City has adopted the tax freeze (limitation) for citizens who are disabled or are 65 years of age or older.

The City has adopted a tax abatement policy.

The City participates in two tax increment reinvestment zones, which were created in 2010 and 2012.

**TAX INCREMENT FINANCING AND PUBLIC IMPROVEMENT DISTRICT . . .** The City participates in two tax increment reinvestment zones, Reinvestment Zone Number One, City of Denton, Texas (the "Downtown TIRZ"), and Reinvestment Zone Number Two, City of Denton, Texas (the "Westpark TIRZ"), which were created in 2010 and 2012, respectively.

- Grant agreements committing funds in an aggregate amount not to exceed \$250,000 of Downtown TIRZ funds have been approved in this Fiscal Year 2025-26.
- On December 17, 2024, the Denton City Council amended Ordinance No. 2010-316 by expanding the boundaries and extending the term of the Downtown TIRZ. The life of the zone was extended to December 31, 2040, or when the budget of \$50.2 million is collected. The 2025 tax year (FY 2025-2026) is the first year to capture incremental revenue above the 2024 base tax year for the expanded boundaries (TIRZ 1A).

The City participates in two Public Improvement Districts ("PIDs"), Rayzor Ranch Public Improvement District No. 1 and the Denton Tourism Public Improvement District. These PIDs, created in 2014 and 2024 respectively, are authorized by Chapter 372 of the Texas Local Government Code.

Additional information on the tax increment reinvestment zones and the PIDs can be found in the Annual Comprehensive Financial Report, Notes to Basic Financial Statements, IV. Detailed Notes on All Funds, B. Property Tax Revenue.

**TAX INCENTIVE POLICY . . .** The City enters into economic development incentive agreements consisting of property tax abatement agreements and Chapter 380 agreements with entities to promote development and redevelopment within the City, stimulate commercial activity, generate additional sales tax, and enhance the property tax base and economic vitality of the City. A summary of newly initiated agreements and terminated agreements follows.

**PROPERTY TAX ABATEMENTS . . .** One property tax abatement was approved December 16, 2025 for Novartis Gene Therapies. Novartis is a Swiss pharmaceutical corporation, formed in 1996, which selected Denton for an expansion of its radiopharmaceutical manufacturing operations. The Tax Abatement Agreement includes a 50% abatement on new improvements up to \$2,337,960 for a period of ten years.

**CHAPTER 380 AGREEMENTS . . .** Three Chapter 380 Agreements have been approved in this Fiscal Year 2025-26.

- Novartis Gene Therapies was awarded a 50% sales tax rebate up to \$199,688 for the construction and equipping of the facility, a stratified job-based grant up to \$300,000 on qualified jobs and an environmental remediation grant up to \$395,000. The company will produce pharmaceuticals for radioligand therapy (RLT), a cancer treatment, targeting prostate and advanced gastroenteropancreatic cancer. The facility will undergo environmental remediation and renovations of approximately 40,000 square feet to suit the manufacturing process. The company estimates the investment in the building, machinery, equipment, and improvements to the land will be \$280 million. The project plans to create 150 jobs with an average salary of greater than \$124,000
- Panel Rey/PR Gypsum was granted a five-year performance-based ad valorem tax rebate at 60% estimated at \$170,357 and a one-time relocation grant in the amount of \$50,000. In addition, the company was awarded a stratified job-based grant not to exceed \$16,500. This is the first manufacturing expansion into the United States for a company that produces joint compound used in the construction of residential and commercial projects. Panel Rey is seeking to purchase an existing 60,000 square foot building as Phase I of their U.S. expansion. The company’s planned investment in the building, machinery, and equipment will be approximately \$15 million. The project involves plans to create 20 jobs with a weighted salary of \$72,733.
- KratoeSky was awarded an eight-year performance-based ad valorem tax rebate at 65% estimated at \$498,564, a 50% sales tax rebate up to \$94,500 for the construction and equipping of the facility, a headquarters grant of \$50,000 and a job-based grant up to \$227,000 on qualified jobs with residency bonus. KratoeSky is an autonomous Unmanned Aircraft Systems (UAS) manufacturing company focused on building the foundational infrastructure for large-scale autonomy. The company plans to inject \$23.5 Million in capital investment into the project with \$12.6 million in improvements and \$10.9 in business personal property. Additionally, the company plans on creating 258 jobs with an average salary of \$78,787 within a five-year period.
- Additional information on all of the tax abatement and Chapter 380 agreements may be found in Appendix B – Excerpts from the City of Denton, Texas Annual Comprehensive Financial Report, Notes to Basic Financial Statements, V. Other Information. F Tax Abatements.

*THE REMAINDER OF THIS PAGE LEFT BLANK INTENTIONALLY*

**TABLE 1 - VALUATION, EXEMPTIONS AND GENERAL OBLIGATION DEBT**

2025/26 Market Valuation Established by Denton Central Appraisal District		\$ 29,460,030,190
Less Exemptions/Reductions at 100% Market Value:		
Residence Homestead Exemptions	\$ 114,305,042	
Over 65 Exemptions	489,296,202	
Disabled Persons Exemptions	10,740,171	
Disabled Veterans Exemptions	270,463,697	
Agricultural Land Use Productivity	615,875,116	
Historical/Other Exemptions	7,001,241	
Freeport Exemptions	485,263,098	
Abatement Exemptions	7,644,389	
Pollution Exemptions	21,227,105	
Charitable Organization Exemptions	108,195,755	
Homestead Cap Adjustment	297,286,423	
Circuit Breaker Limitation	173,940,132	
Misc and Personal Property	6,115,647	
Totally Exempt Property	<u>3,722,833,041</u>	<u>6,330,187,059</u>
2025/26 Taxable Assessed Valuation (as of 7-25-2025)		\$ 23,129,843,131
2025/26 Incremental Taxable Assessed Value of Real Property within Reinvestment Zones		<u>(720,242,092)</u>
2025/26 Net Taxable Assessed Valuation available for General Obligations and Debt of City (as of 7-25-2025)		<u><u>\$ 22,409,601,039</u></u>
City Funded Debt Payable from Ad Valorem Taxes <sup>(1)</sup>		
General Obligation Bonds (as of 4-30-26)	\$ 452,520,000	
Certificates of Obligation (as of 4-30-26)	982,140,000 <sup>(2)</sup>	
The Bonds	62,715,000 <sup>(3)</sup>	
The Certificates	<u>281,260,000 <sup>(3)</sup></u>	
Funded Debt Payable from Ad Valorem Taxes		\$ 1,778,635,000
Less Self-Supporting General Obligation Debt <sup>(4)</sup>		
Utility System General Obligation Debt	\$ 1,077,495,000 <sup>(5)(7)</sup>	
Airport System General Obligation Debt	5,645,000	
Solid Waste System General Obligation Debt	<u>63,415,000 <sup>(6)(7)</sup></u>	<u>1,146,555,000</u>
Net Tax Supported Debt Payable from Ad Valorem Taxes		<u><u>\$ 632,080,000</u></u>
Interest and Sinking Fund as of 4-30-26 (estimated)		\$ 21,120,235
Ratio Total Funded Debt to Net Taxable Assessed Valuation . . . . .		7.94%
Ratio Net Funded Debt to Net Taxable Assessed Valuation . . . . .		2.82%
2026 Estimated Population - 158,933		
Per Capita Net Taxable Assessed Valuation - \$141,000		
Per Capita Total Funded Debt - \$11,191		
Per Capita Net Funded Debt - \$3,977		

- (1) The above statement of indebtedness does not include \$174,120,000 Utility System Revenue Bonds, \$127,350,000 Utility System Revenue Refunding Bonds, \$300,000,000 Utility System Revenue Extendable Commercial Paper Notes, Series A, or \$19,790,000 Utility System Revenue Notes as these bonds and notes are payable solely from the net revenues of the Utility System (the "System"), as defined in the ordinances authorizing such bonds and notes.
- (2) Excludes the Refunded Obligations. Preliminary, subject to change.
- (3) Preliminary, subject to change.
- (4) As a matter of policy, the City pays debt service on its general obligation debt issued to fund improvements to its Utility System and Solid Waste System from surplus revenues of these Systems (see "Table 7 – General Obligation Debt Service Requirements" and "Table 9 – Computation of Self-Supporting Debt"). This policy may be subject to change in the future.
- (5) The City's Utility System is comprised of the City's entire existing electric, light and power system and the waterworks and sewer system. Drainage is managed under the waterworks and wastewater system. The City's Utility System General Obligation Debt has been issued to finance or refinance Utility System improvements and contractual obligations and is paid, or is expected to be paid, from Utility System revenues. In addition, the City has \$174,120,000 Utility System Revenue Bonds, \$127,350,000 Utility System Revenue Refunding Bonds, and \$19,790,000 Utility System Revenue Notes outstanding payable from a pledge of Utility System revenues.
- (6) The City's Solid Waste System General Obligation Debt has been issued to finance or refinance Solid Waste System improvements and is paid, or is expected to be paid, from Solid Waste System revenues. The City has no outstanding Solid Waste System Revenue Bonds.
- (7) Includes a portion of the Obligations and excludes a portion of the Refunded Obligations. Preliminary, subject to change.

**TABLE 2 - TAXABLE ASSESSED VALUATIONS BY CATEGORY <sup>(1)</sup>**

Category	Taxable Appraised Value for Fiscal Year Ended September 30,					
	2026		2025		2024	
	Amount	% of Total	Amount	% of Total	Amount	% of Total
Real, Residential, Single Family	\$ 13,463,031,079	45.70%	\$ 13,235,361,992	49.04%	\$ 12,640,265,177	55.07%
Real, Residential, Multi-Family	3,611,192,084	12.26%	3,246,994,776	12.03%	3,010,316,741	13.12%
Real, Vacant Lots/Tracts	378,223,670	1.28%	330,248,139	1.22%	382,596,204	1.67%
Real, Acreage (Land Only)	621,048,215	2.11%	559,319,855	2.07%	576,294,402	2.51%
Real, Farm and Ranch Improvements	244,345,357	0.83%	253,790,382	0.94%	215,962,158	0.94%
Real, Commercial and Industrial	4,630,614,465	15.72%	4,254,925,028	15.77%	3,803,222,853	16.57%
Real, Oil, Gas, and Other Mineral Reserves	55,965,402	0.19%	48,857,763	0.18%	120,209,519	0.52%
Real and Tangible Personal, Utilities	215,844,160	0.73%	194,805,531	0.72%	178,025,520	0.78%
Tangible Personal, Commercial and Industrial	2,165,102,582	7.35%	2,040,653,199	7.56%	1,703,709,612	7.42%
Tangible Personal, Other	37,810,994	0.13%	34,036,056	0.13%	23,932,876	0.10%
Real and Special Property, Inventory	317,525,853	1.08%	233,176,418	0.86%	298,489,803	1.30%
Totally Exempt	3,719,326,329	12.62%	2,556,714,515	9.47%	-	0.00%
Total Appraised Value Before Exemptions	\$29,460,030,190	100.00%	\$26,988,883,654	100.00%	\$22,953,024,865	100.00%
Less: Total Exemptions/Reductions	(6,330,187,059)		(5,234,210,175)		(3,077,816,211)	
Less: Tax Increment Value	(720,242,092)		(644,341,698)		(655,364,707)	
Net Taxable Assessed Value	\$22,409,601,039		\$21,110,331,781		\$19,219,843,947	

Category	Taxable Appraised Value for Fiscal Year Ended September 30,			
	2023		2022	
	Amount	% of Total	Amount	% of Total
Real, Residential, Single Family	\$ 10,290,861,945	53.71%	\$ 8,179,274,977	30.31%
Real, Residential, Multi-Family	2,581,359,659	13.47%	2,192,401,019	8.12%
Real, Vacant Lots/Tracts	423,344,124	2.21%	314,300,099	1.16%
Real, Acreage (Land Only)	429,021,486	2.24%	361,523,875	1.34%
Real, Farm and Ranch Improvements	182,206,679	0.95%	157,873,244	0.58%
Real, Commercial and Industrial	3,299,538,286	17.22%	3,032,461,538	11.24%
Real, Oil, Gas, and Other Mineral Reserves	87,640,017	0.46%	48,516,939	0.18%
Real and Tangible Personal, Utilities	152,340,178	0.80%	142,991,907	0.53%
Tangible Personal, Commercial and Industrial	1,507,941,787	7.87%	1,425,520,232	5.28%
Tangible Personal, Other	23,831,628	0.12%	23,969,949	0.09%
Real Property, Inventory	181,149,319		137,388,170	0.51%
Totally Exempt	-	0.00%	-	0.00%
Total Appraised Value Before Exemptions	\$19,159,235,108	99.05%	\$16,016,221,949	59.34%
Less: Total Exemptions/Reductions	(2,177,190,370)		(1,376,450,603)	
Less: Tax Increment Value	(260,921,114)		(236,666,283)	
Net Taxable Assessed Value	\$16,721,123,624		\$14,403,105,063	

(1) Valuations shown are certified taxable assessed values reported by the Denton Central Appraisal District to the State Comptroller of Public Accounts. Certified values are subject to change throughout the year as contested values are resolved and the Appraisal District updates records. For the Fiscal Year ended 2026, the values were reported on July 25, 2025 based on information as of January 1, 2025.

**TABLE 3 - VALUATION AND GENERAL OBLIGATION DEBT HISTORY**

Fiscal Year Ended 9/30	Estimated Population <sup>(1)</sup>	Net Taxable Assessed Valuation <sup>(2)</sup>	Net Taxable Assessed Valuation Per Capita	Net Tax Debt Outstanding at End of Year <sup>(8)</sup>	Ratio Net Tax Debt to Net Taxable Assessed Valuation	Net Funded Tax Debt Per Capita
2022	146,950	\$ 14,403,105,063 <sup>(3)</sup>	\$ 98,014	\$ 354,343,240	2.46%	\$ 2,411
2023	150,624	16,721,123,624 <sup>(4)</sup>	111,012	392,635,000	2.35%	2,607
2024	150,842	19,219,843,947 <sup>(5)</sup>	127,417	522,720,000	2.72%	3,465
2025	155,375	21,110,331,781 <sup>(6)</sup>	135,867	524,460,000	2.48%	3,375
2026	158,933	22,409,601,039 <sup>(7)</sup>	141,000	632,080,000 <sup>(9)</sup>	2.82%	3,977

- (1) Source: City Officials.
- (2) Valuations shown are certified taxable assessed values reported by the Denton Central Appraisal District to the State Comptroller of Public Accounts. Certified values are subject to change throughout the year as contested values are resolved and the Appraisal District updates records. Source: Denton Central Appraisal District as of July 25, 2025.
- (3) Excludes tax incremental value of approximately \$236,666,283 that is not available for the City's general obligations and debt of City.
- (4) Excludes tax incremental value of approximately \$263,821,022 that is not available for the City's general obligations and debt of City.
- (5) Excludes tax incremental value of approximately \$321,617,493 that is not available for the City's general obligations and debt of City.
- (6) Excludes tax incremental value of approximately \$644,341,698 that is not available for the City's general obligations and debt of City.
- (7) Excludes tax incremental value of approximately \$720,242,092 that is not available for the City's general obligations and debt of City.
- (8) Excludes self-supported general obligation debt.
- (9) Projected. Includes a portion of the Obligations Excludes the Refunded Obligations. Preliminary, subject to change.

**TABLE 4 - TAX RATE, LEVY AND COLLECTION HISTORY**

Fiscal Year Ended 9/30	Tax Rate	Distribution		Tax Levy <sup>(1)</sup>	% Current Collections	% Total Collections
		General Fund	Interest and Sinking Fund			
2022	\$ 0.56582	\$ 0.35044	\$ 0.21538	\$ 79,382,757	99.68%	99.75%
2023	0.56068	0.35643	0.20425	91,758,521	99.44%	99.55%
2024	0.56068	0.35478	0.20590	106,515,412	99.54%	99.38%
2025	0.58542	0.33478	0.25064	120,022,186	99.30%	99.30%
2026	0.59542	0.33478	0.26064	130,611,877	In Process of Collection	

- (1) Tax levy for the year 2026 is based on the adjusted certified value. Prior years represent adjusted values that include all supplements through July 25, 2025. Includes tax incremental reinvestment zone revenues.

**TABLE 5 - TEN LARGEST TAXPAYERS <sup>(1)</sup>**

Name of Taxpayer	Nature of Property	2025/26 Taxable Assessed Valuation	% of Total Taxable Assessed Valuation
Paccar Inc.	Diesel Truck Manufacturing	\$153,971,503	0.67%
RR Town Center Associates LLC	Retail	103,453,509	0.45%
Denton ICC 35 LLC	Business Park	93,054,752	0.40%
Southwire Company, LLC	Manufacturing	85,175,168	0.37%
TRDWind Timberlinks Borrower LLC	Apartments	81,000,000	0.35%
Exeter Denton Land LP	Distribution	78,469,221	0.34%
Atmos Energy Mid-Tex Distribution	Gas Utility	76,435,710	0.33%
GEP XI Denton 2 LP	Apartments	75,000,000	0.32%
Epic Development Inc.	Apartments	73,362,019	0.32%
DIN1 Land LTD	Distribution	73,173,402	0.32%
		<u>\$893,095,284</u>	<u>3.86%</u>

- (1) Source: Denton Central Appraisal District.

**GENERAL OBLIGATION DEBT LIMITATION . . .** No general obligation debt limitation is imposed on the City under current State law or the City's Home Rule Charter (see "The Obligations – Tax Rate Limitation" for a description of the limitations on ad valorem tax rates).

**TABLE 6 - ESTIMATED OVERLAPPING TAX DEBT**

Expenditures of the various taxing entities within the territory of the City are paid out of ad valorem taxes levied by such entities on properties within the City. Such entities are independent of the City and may incur borrowings to finance their expenditures. This statement of direct and estimated overlapping ad valorem tax debt ("Tax Debt") was developed from information contained in "Texas Municipal Reports" published by the Municipal Advisory Council of Texas. Except for the amounts relating to the City, the City has not independently verified the accuracy or completeness of such information, and no person should rely upon such information as being accurate or complete. Furthermore, certain entities listed may have issued additional Tax Debt since the date hereof, and such entities may have programs requiring the issuance of substantial amounts of additional Tax Debt, the amount of which cannot be determined. The following table reflects the estimated share of overlapping Tax Debt of the City.

Taxing Jurisdiction	2025/26	2025/26	Total	Estimated	City's	Authorized
	Taxable					
	Assessed	Rate	Debt	Applicable	Funded Debt	Debt As Of
	Value				As of 5-31-26	5-31-26
City of Denton	\$22,409,601,039 <sup>(1)</sup>	\$0.59542	\$ 632,080,000 <sup>(2)</sup>	100.00%	\$ 632,080,000 <sup>(2)</sup>	\$ 169,402,000 <sup>(3)</sup>
Argyle Independent School District	5,816,552,187	1.17300	655,515,923	6.53%	42,805,190	205,565,000
Denton County	207,352,205,545	0.18600	787,916,036	11.99%	94,471,133	324,090,625
Denton Independent School District	31,328,814,917	1.20700	2,317,774,209	57.01%	1,321,363,077	-
Krum Independent School District	2,118,376,515	1.19500	206,870,995	4.85%	10,033,243	46,200,000
Ponder Independent School District	1,142,270,556	1.27700	60,521,894	8.85%	5,356,188	294,640,000
Sanger Independent School District	2,129,420,106	1.14300	135,981,559	0.32%	435,141	-
Total Direct and Overlapping Funded Debt					<u>\$2,106,543,971</u>	
Ratio of Direct and Overlapping Funded Debt to Taxable Assessed Valuation.....					9.40%	
Per Capita Overlapping Funded Debt.....					\$ 5,738.76	

- (1) Excludes tax incremental value of approximately \$720,242,092 that is not available for the City's general obligations and debt of City.
- (2) Includes a portion of the Obligations. Excludes the Refunded Obligations and self-supporting. See Tables 1 and 9 herein for more detailed information on the City's general obligation self-supporting debt. Preliminary, subject to change.
- (3) Reflects remaining authorization after the issuance of the Bonds. Preliminary, subject to change.

**TABLE 7 – PRO FORMA GENERAL OBLIGATION DEBT SERVICE REQUIREMENTS**

Fiscal Year Ended 9/30	Outstanding Debt Service <sup>(1)</sup>			The Bonds <sup>(2)</sup>		The Certificates <sup>(3)</sup>		Total Outstanding Debt Service	Less: Self- Supporting Solid Waste Debt Service <sup>(4)</sup>	Less: Self- Supporting Utility Debt Service <sup>(4)</sup>	Less: Self- Supporting Airport Debt Service	Total Net Debt Service Requirements	% of Principal Retired
	Principal	Interest	Total	Principal	Interest	Principal	Interest						
2026	\$ 77,960,000	\$ 65,125,946	\$ 143,085,946	\$ -	\$ -	\$ -	\$ -	\$ 143,085,946	\$ 6,507,026	\$ 78,287,033	\$ 745,650	\$ 57,546,237	
2027	78,505,000	60,796,131	139,301,131	1,280,000	3,007,527	6,970,000	13,310,998	163,869,657	7,852,894	90,186,170	682,900	65,147,693	
2028	75,195,000	57,071,675	132,266,675	3,640,000	2,927,338	7,190,000	13,146,931	159,170,944	7,846,563	87,081,731	651,025	63,591,625	
2029	74,355,000	53,427,628	127,782,628	3,830,000	2,740,588	7,565,000	12,778,056	154,696,272	7,519,338	85,837,681	640,950	60,698,303	
2030	75,880,000	49,800,144	125,680,144	4,015,000	2,544,463	7,940,000	12,390,431	152,570,038	7,112,463	85,940,406	641,100	58,876,069	22.86%
2031	70,880,000	46,341,491	117,221,491	4,225,000	2,338,463	8,355,000	11,983,056	144,123,010	6,072,088	80,718,506	645,550	56,686,866	
2032	72,585,000	43,060,838	115,645,838	4,440,000	2,121,838	8,245,000	11,568,056	142,020,731	5,136,388	81,071,731	644,203	55,168,409	
2033	72,745,000	39,776,022	112,521,022	4,670,000	1,894,088	8,675,000	11,145,056	138,905,166	5,079,588	78,556,006	651,550	54,618,022	
2034	74,650,000	36,502,253	111,152,253	1,780,000	1,732,838	9,110,000	10,700,431	134,475,522	4,480,638	78,057,606	520,800	51,416,478	
2035	73,170,000	33,335,109	106,505,109	1,875,000	1,641,463	9,590,000	10,232,931	129,844,503	4,167,188	76,533,956	405,528	48,737,831	45.75%
2036	71,890,000	30,290,828	102,180,828	1,970,000	1,545,338	10,080,000	9,741,181	125,517,347	3,926,138	74,371,281	402,713	46,817,216	
2037	72,440,000	27,255,059	99,695,059	2,075,000	1,444,213	10,360,000	9,230,181	122,804,453	3,457,038	73,676,294	404,238	45,266,884	
2038	73,800,000	24,148,134	97,948,134	2,175,000	1,337,963	10,880,000	8,699,181	121,040,278	3,390,288	73,696,744	395,375	43,557,872	
2039	73,415,000	21,019,416	94,434,416	2,290,000	1,226,338	11,445,000	8,141,056	117,536,810	3,388,763	73,704,088	71,900	40,372,059	
2040	74,345,000	17,947,297	92,292,297	2,400,000	1,109,088	12,030,000	7,554,181	115,385,566	3,387,863	73,062,800	69,200	38,865,703	68.99%
2041	73,815,000	14,905,631	88,720,631	2,530,000	985,838	12,645,000	6,937,306	111,818,775	3,382,894	72,474,863	71,700	35,889,319	
2042	67,095,000	11,984,966	79,079,966	5,040,000	796,588	13,290,000	6,288,931	104,495,485	3,450,550	67,848,203	69,100	33,127,631	
2043	59,860,000	9,342,019	69,202,019	5,295,000	538,213	13,990,000	5,606,931	94,632,163	2,950,625	63,208,931	71,400	28,401,206	
2044	57,250,000	6,901,034	64,151,034	2,930,000	341,744	14,660,000	4,936,494	87,019,272	1,826,891	63,160,669	-	22,031,713	
2045	37,235,000	4,909,297	42,144,297	3,060,000	210,713	15,315,000	4,280,791	65,010,800	1,663,934	51,477,156	-	11,869,709	89.68%
2046	17,230,000	3,798,341	21,028,341	3,195,000	71,888	16,005,000	3,585,663	43,885,891	1,124,131	35,885,584	-	6,876,175	
2047	14,820,000	3,206,741	18,026,741	-	-	5,340,000	3,098,725	26,465,466	-	26,465,466	-	-	
2048	11,780,000	2,709,166	14,489,166	-	-	5,605,000	2,838,781	22,932,946	-	22,932,947	-	-	
2049	12,230,000	2,261,147	14,491,147	-	-	5,875,000	2,566,131	22,932,278	-	22,932,278	-	-	
2050	12,305,000	1,799,913	14,104,913	-	-	6,160,000	2,280,300	22,545,212	-	22,545,213	-	-	95.63%
2051	11,615,000	1,337,491	12,952,491	-	-	6,460,000	1,980,575	21,393,065	-	21,393,066	-	-	
2052	10,200,000	891,200	11,091,200	-	-	6,780,000	1,661,888	19,533,087	-	19,533,088	-	-	
2053	8,630,000	492,253	9,122,253	-	-	7,125,000	1,322,953	17,570,206	-	17,570,206	-	-	
2054	4,900,000	200,719	5,100,719	-	-	7,480,000	966,956	13,547,675	-	13,547,675	-	-	
2055	1,840,000	46,000	1,886,000	-	-	7,855,000	593,166	10,334,166	-	10,334,166	-	-	99.56%
2056	-	-	-	-	-	8,240,000	200,850	8,440,850	-	8,440,850	-	-	100.00%
	<u>\$1,512,620,000</u>	<u>\$670,683,887</u>	<u>\$2,183,303,887</u>	<u>\$ 62,715,000</u>	<u>\$30,556,521</u>	<u>\$281,260,000</u>	<u>\$199,768,173</u>	<u>\$2,757,603,580</u>	<u>\$93,723,282</u>	<u>\$ 1,730,532,396</u>	<u>\$ 7,784,881</u>	<u>\$ 925,563,022</u>	

DEBT INFORMATION

(1) "Outstanding Debt" does not include lease/purchase obligations or the Refunded Obligations, however, it does include self-supporting debt. Preliminary, subject to change.  
 (2) Average life of the issue - 10.059 years. Interest on the Bonds has been calculated at the rate of 4.07% for purposes of illustration. Preliminary, subject to change.  
 (3) Average life of the issue - 14.766 years. Interest on the Certificates has been calculated at the rate of 4.45% for purposes of illustration. Preliminary, subject to change.  
 (4) Includes a portion of the Obligations. Excludes a portion of the Refunded Obligations. Preliminary, subject to change.

**TABLE 8 - INTEREST AND SINKING FUND BUDGET PROJECTION <sup>(1)</sup>**

Budgeted Tax Supported Debt Service Requirements and Fiscal Charges, Fiscal Year Ending 9/30/2026 . . . . .	\$ 143,561,695	
Interest and Sinking Fund Balance as of 9/30/25 . . . . .	\$ 2,594,012	
Budgeted Interest and Sinking Fund Tax Levy . . . . .	55,556,965	
Budgeted From Revenue Supported Sources . . . . .	87,852,998	
Budgeted Interest Income . . . . .	151,732	<u>146,155,707</u>
Estimated Balance, 9/30/26 . . . . .		<u><u>\$ 2,594,012</u></u>

(1) Source: City's Annual Program of Services for Fiscal Year 2025/26.

**TABLE 9 - COMPUTATION OF SELF-SUPPORTING DEBT**

Net Revenue from Solid Waste System, Fiscal Year Ended 9-30-25 . . . . .	\$ 10,843,590 <sup>(1)</sup>
Less: Solid Waste System Revenue Bond Requirements, 2026 Fiscal Year . . . . .	<u>-</u>
Balance Available for Other Purposes . . . . .	\$ 10,843,590
Solid Waste System General Obligation Bond Requirements, 2026 Fiscal Year . . . . .	<u>(6,507,026)</u>
Balance . . . . .	<u><u>\$ 4,336,564</u></u>
Net Revenue from Utility System (Electric System and Waterworks and Wastewater System), Fiscal Year Ended 9-30-25 . . . . .	\$ 139,717,993 <sup>(1)</sup>
Less: Utility System Revenue Bond Requirements, 2026 Fiscal Year . . . . .	<u>(33,156,363)</u>
Balance Available for Other Purposes . . . . .	\$ 106,561,630
Utility System General Obligation Bond Requirements, 2026 Fiscal Year . . . . .	<u>(78,287,033)</u>
Balance . . . . .	<u><u>\$ 28,274,597</u></u>
Net Revenue from Airport, Fiscal Year Ended 9-30-25 . . . . .	\$ 809,767 <sup>(1)</sup>
Less: Airport Revenue Bond Requirements, 2026 Fiscal Year . . . . .	<u>-</u>
Balance Available for Other Purposes . . . . .	\$ 809,767
Airport General Obligation Bond Requirements, 2026 Fiscal Year . . . . .	<u>(745,650)</u>
Balance . . . . .	<u><u>\$ 64,117</u></u>

(1) Does not deduct franchise fees and/or return on investment paid to the General Fund.

**TABLE 10 - AUTHORIZED BUT UNISSUED GENERAL OBLIGATION BONDS**

<u>Purpose</u>	<u>Date Authorized</u>	<u>Amount Authorized</u>	<u>Amount Heretofore Issued</u>	<u>Amount Being Issued <sup>(1)</sup></u>	<u>Unissued Balance</u>
Street	11/7/2023	\$ 45,125,000	\$ 7,000,000	\$ 18,125,000	\$ 20,000,000
Drainage & Flood Control	11/7/2023	58,860,000	16,268,000	25,595,000	16,997,000
Parks	11/7/2023	33,450,000	10,450,000	-	23,000,000
Public Safety Facilities	11/7/2023	42,015,000	41,512,000	503,000	-
Affordable Housing	11/7/2023	15,000,000	-	-	15,000,000
Active Adult Center	11/7/2023	47,360,000	-	-	47,360,000
Library	11/7/2023	49,545,000	2,500,000	-	47,045,000
		<u>\$291,355,000</u>	<u>\$ 77,730,000</u>	<u>\$44,223,000</u>	<u>\$ 169,402,000</u>

(1) Includes premium on the Bonds. Preliminary, subject to change.

**ANTICIPATED ISSUANCE OF ADDITIONAL GENERAL OBLIGATION DEBT . . .** As shown in Table 10 above, after the issuance of the Bonds, the City will have \$169,402,000 voted but unissued debt remaining from the November 7, 2023 authorization. The City's \$132,145,000 General Obligation Refunding Bonds, Series 2026A are anticipated to be offered for sale August 6, 2026 to refund a portion of the City's outstanding Utility System Revenue Bonds. In June of 2020, the City established a commercial paper note program which allows for the issuance, at one time, or from time to time, of up to \$100,000,000 aggregate principal amount of commercial paper notes (the "*CP Notes*") in order to finance public improvements authorized in the November 7, 2023 bond election. The CP Notes are secured by ad valorem taxes and proceeds from "rolls" of CP Notes and from bonds issued under the November 7, 2023 authorization. As of May 1, 2026, no CP Notes are outstanding. The City may also issue tax-supported debt other than voter approved general obligation bonds to fund public improvements, such as certificates of obligation or tax anticipation notes, without submitting a measure to the voters, but in certain instances, subject to voter petition rights for a referendum. Further, the City may issue tax-supported debt other than voter approved general obligation bonds to refund bonds or other obligations not currently payable from or supported by ad valorem taxes, such as the City's Utility System revenue bonds. The City anticipates the issuance of approximately \$69.927 million in tax supported debt in fiscal year 2027.

**TABLE 11 - OTHER OBLIGATIONS**

The City is a lessor in various noncancelable leases of land, building, and equipment. During fiscal year 2025, the City recognized \$255,461 in lease revenue and \$50,602 in interest revenue.

As of September 30, 2024, the City's lease receivable balance of \$3,541,476 was comprised of the following:

Governmental Activities		
One equipment lease with rents received totaling \$159,652 during the fiscal year 2025, at an interest rate of 0.582%, with a remaining lease term of 2 years		159,652
Four land leases with rents received totaling \$858,211 during the fiscal year 2025, at an interest rate of 1.882%, with a remaining lease term of 43 years		858,211
Business-type Activities		
Various land leases with rents received totaling \$141,222 during the fiscal year 2025, at an interest rate of 1.473% to 3.053% to with remaining lease terms ranging from 10 to 45 years		2,169,652
		<u>\$ 3,187,515</u>

The lease receivables are expected to be received in subsequent years as follows:

Fiscal Year	Governmental Activities		Business-Type Activities	
	Principal	Interest	Principal	Interest
2026	\$ 114,464	\$ 17,556	\$ 176,181	\$ 32,558
2027	67,620	16,966	176,181	30,041
2028	34,160	16,718	176,181	27,477
2029	36,437	16,484	176,181	24,865
2030	36,644	16,220	176,181	22,203
2031-2035	106,562	79,305	859,064	69,683
2036-2040	115,800	76,473	175,603	30,610
2041-2044	506,177	262,215	254,080	19,198
	<u>\$ 1,017,864</u>	<u>\$ 501,937</u>	<u>\$ 2,169,652</u>	<u>\$ 256,635</u>

The City has various aeronautical leasing agreements for land leases (54 agreements, 5 Licenses, 72 buildings) and hangar space (27) at Denton Enterprise Airport. These qualify as regulated leases and are not included in the measurement of lease receivables, in accordance with the requirements of GASB Statement No. 87. The City recognized \$1,001,746 (Land Lease) and \$185,100 (Hangar Lease) in lease revenue during fiscal year 2025 for these leases, which have CPI increases that range from 1-5 years, dependent on the lease terms ranging from 1-30 years, with some leases having additional options that range from 5-20 years. As of October 1, 2025, the minimum payments expected to be received over the next five years is shown in the table below:

<u>Fiscal Year</u>	<u>Amount</u>
2026	\$ 1,231,598
2027	1,262,552
2028	1,344,385
2029	1,377,224
2030	1,418,541
	<u>\$ 6,634,301</u>

Additionally, on January 1, 2023, City of Denton, TX entered a 48-month lease as Lessee for the use of Employee Health Clinic. An initial lease liability was recorded in the amount of \$300,845. As of September 30, 2025, the value of the lease liability is \$95,481. The City of Denton, TX is required to make monthly fixed payments of \$6,018. The lease has an interest rate of 0.2130%. The value of the right to use asset as of September 30, 2025, of \$300,845 with accumulated amortization of \$205,364. The City has one extension option(s), each for 12 months.

**SUBSCRIPTION-BASED INFORMATION TECHNOLOGY AGREEMENTS (SBITA)** . . . The City entered into SBITA contracts involving various desktop and server software, electronic workflows and document management software along with other departmental specific operations management systems to assist in operations. As of September 30, 2025, all SBITA have fixed, periodic, payments over the subscription periods, which range from 1 to 4 years and expire no later than fiscal year 2029. In addition, some of these agreements are cancelable with 30 or 60-day notice. There are no commitments or outflows of resources related to SBITA that are not yet effective. The short-term portion, due within one year, totals \$4,086,021 for Governmental Funds and \$2,647,909 for Business-type Funds.

The future subscription payments as of September 30, 2025, as follows:

Fiscal Year	<u>Governmental Activities</u>		<u>Business-Type Activities</u>	
	<u>Principal</u>	<u>Interest</u>	<u>Principal</u>	<u>Interest</u>
2026	\$ 4,086,021	\$ 130,644	\$ 2,647,909	\$ 46,850
2027	1,917,068	130,644	168,577	46,850
2028	1,917,068	130,644	168,577	46,850
2029	1,917,068	130,644	168,577	46,850
	<u>\$ 9,837,225</u>	<u>\$ 522,576</u>	<u>\$ 3,153,640</u>	<u>\$ 187,400</u>

**PENSION FUND** . . . The City of Denton participates as one of 901 plans in the defined benefit cash-balance plan administered by the Texas Municipal Retirement System (TMRS). TMRS is a statewide public retirement plan created by the State of Texas and administered in accordance with the TMRS Act, Subtitle G, Title 8, Texas Government Code (the TMRS Act) as an agent multiple-employer retirement system for employees of Texas participating cities. The TMRS Act places the general administration and management of the System with a six-member, Governor-appointed board of trustees; however, TMRS is not fiscally dependent on the State of Texas. TMRS issues a publicly-available annual comprehensive financial report obtainable at [www.tmrs.com](http://www.tmrs.com).

All eligible employees of the city are required to participate in TMRS.

*Benefits Provided* . . . TMRS provides retirement, disability, and death benefits. Benefit provisions are adopted by the governing body of the City, within the options available in the state statutes governing TMRS.

At retirement, the employee's benefit is calculated based on the sum of the employee's contributions with interest, and the city-financed monetary credits with interest. Employees may choose to receive their retirement benefit in one of seven payment options. Employees may also choose to receive a portion of their benefit as a Partial Lump Sum Distribution in an amount equal to 12, 24, or 36 monthly payments, which cannot exceed 75% of the employee's deposits and interest.

Upon retirement, the employee's retirement benefits are calculated based on the sum of the employee's contributions, with interest, and the City-financed monetary credits, with interest. City-financed monetary credits are composed of three sources: prior service credits, current service credits, and updated service credits.

- Prior service credit, granted by each city joining TMRS, is a monetary credit equal to the accumulated value of the percentage of prior service credit selected by the City, multiplied by an employee's contributions that would have been made, based on the average salary prior to TMRS participation, for the number of months the employee was employed by the City before joining TMRS, accruing 3% annual interest and including the matching ratio adopted by the City.
- Current Service Credit is a monetary credit for service performed by an employee after the City joined TMRS and is based on a percent (200%) of the employee's total contributions and interest credits (commonly referred to as the City's matching ratio). Each participating city designates the rate the employee contributions (7% for the City) and interest is credited on contribution balances annually at a guaranteed minimum 5% rate. Any change in the matching ratio would be applied prospectively.
- Updated Service Credits (USC) is an optional monetary credit granted on an annually repeated basis by the City, and it may increase an employee's monthly retirement benefit. In calculating USC, TMRS looks at the changes in the employee's salary over their career and any changes the City has made to its TMRS plan, such as the employee contribution rate or the City's matching ratio. Although USC may increase the employee's retirement benefit, USC does not affect the amount of contributions in an employee's account or the amount an employee will receive if they refund.

The plan provisions also include an annually repeating basis cost of living adjustments for retirees equal to 70% of the change in the consumer price index. If an employee terminates employment and refunds their account, the employee will receive their total contributions, plus credited interest. The employee will not receive any of the city-financed monetary credits. An employee can retire at ages 60 and above with 5 or more years of service or with 20 years of service regardless of age. A member is vested after five years.

*Employees covered by benefit terms . . .* At the December 31, 2024 valuation and measurement date, the following employees were covered by the benefit terms:

Inactive Employees or Beneficiaries Currently Receiving Benefits	957
Inactive Employees Entitled to But Not Yet Receiving Benefits	75
Active Employees	<u>1,520</u>
	<u>2,552</u>

*Contributions . . .* The contribution rates for employees in TMRS are either 5%, 6%, or 7% of employee gross earnings, and the city matching percentages are either 100%, 150%, or 200%, both as adopted by the City Council. Under the state law governing TMRS, the contribution rate for each city is determined annually by the actuary, using the Entry Age Normal (EAN) actuarial cost method. The City's contribution rate is based on the liabilities created from the benefit plan options selected by the City and any changes in benefits or actual experience over time.

Employees for the City were required to contribute 7% of their annual gross earnings during the fiscal year. The contribution rates for the City were 18.15% and 18.94% in calendar years 2024 and 2025, respectively. The City's contributions to TMRS for the year ended September 30, 2025, were \$25,761,959 and were equal to the required contributions.

*Net Pension Liability . . .* The City's Net Pension Liability ("NPL") was measured as of December 31, 2024, and the Total Pension Liability ("TPL") used to calculate the NPL was determined by an actuarial valuation as of that date.

*Actuarial Assumptions . . .* The TPL in the December 31, 2024 actuarial valuation was determined using the following actuarial assumptions:

Inflation	2.50% per year
Overall payroll growth	2.75% per year
Investment Rate of Return	6.75%, net of pension plan investment expense, including inflation

Salary increases were based on a service-related table. Mortality rates for active members are based on the PUB (10) mortality tables with the Public Safety table used for males and the General Employee table used for females. Mortality rates for healthy retirees and beneficiaries are based on the gender-distinct 2021 Municipal Retirees of Texas mortality tables. The rates for actives, healthy retirees and beneficiaries are projected on a fully generational basis by Scale UMP to account for future mortality improvements. For disabled annuitants, the same mortality tables for healthy retirees are used with a 4-year set-forward for males and a 3-year set-forward for females. In addition, a 3.5% and 3.0% minimum mortality rate are applied for males and females, respectively, to reflect the impairment for younger members who become disabled. The rates are projected on a fully generational basis by Scale UMP to account for future mortality improvements subject to the floor.

The actuarial assumptions were developed primarily from the actuarial investigation of the experience of TMRS over the four-year period from December 31, 2014, to December 31, 2018. They were adopted in 2019 and first used in December 31, 2019, actuarial valuation. The post-retirement mortality assumption for healthy annuitants and Annuity Purchase Rate (APRs) is based on the Mortality Experience Investigation Study covering 2009 through 2011 and dated December 31, 2013. Plan assets are managed on a total return basis with an emphasis on both capital appreciation as well as the production of income to satisfy the short-term and long-term funding needs of TMRS.

The long-term expected rate of return on pension plan investments was determined using a building-block method in which best estimate ranges of expected future real rates of return (expected returns, net of pension plan investment expense and inflation) are developed for each major asset class. These ranges are combined to produce the long-term expected rate of return by weighting the expected future real rates of return by the target asset allocation percentage and by adding expected inflation.

Asset Class	Target Allocation	Long-Term Expected Real Rate of Return (Arithmetic)
Global Equity	35.0%	7.10%
Core Fixed Income	6.0%	5.00%
Non-Core Fixed Income	6.0%	6.80%
Hedge Funds	5.0%	6.40%
Private Equity	13.0%	8.50%
Private Debt	13.0%	8.20%
Real Estate	12.0%	6.70%
Infrastructure	6.0%	6.00%
Other Private Markets	4.0%	7.30%
Total	100.0%	

*Discount Rate* . . . The discount rate used to measure the Total Pension Liability was 6.75%. The projection of cash flows used to determine the discount rate assumed that employee and employer contributions will be made at the rates specified in statute. Based on that assumption, the pension plan's Fiduciary Net Position was projected to be available to make all projected future benefit payments of current active and inactive employees. Therefore, the long-term expected rate of return on pension plan investments was applied to all periods of projected benefit payments to determine the Total Pension Liability.

*Changes in the Net Pension Liability*

	Increase (Decrease)		
	Total Pension Liability (a)	Plan Fiduciary Net Position (b)	Net Pension Liability (a) - (b)
Balance at 12/31/2023	\$ 678,975,184	\$ 583,428,852	\$ 95,546,332
Changes for the year:			
Service cost	25,133,454	-	25,133,454
Interest	45,632,055	-	45,632,055
Change of benefit terms	-	-	-
Difference between expected and actual experience	7,317,890	-	7,317,890
Changes of assumptions	-	-	-
Contributions - employer	-	25,761,959	(25,761,959)
Contributions - employee	-	9,666,319	(9,666,319)
Net investment income	-	60,664,328	(60,664,328)
Benefit payments, including refunds of employee contributions	(31,022,941)	(31,022,941)	-
Administrative expense	-	(388,785)	388,785
Other changes	-	(9,093)	9,093
Net changes	47,060,458	64,671,787	(17,611,329)
Balance at 12/31/2024	\$ 726,035,642	\$ 648,100,639	\$ 77,935,003

*Sensitivity of the Net Pension Liability to changes in the Discount Rate* . . . The following presents the net pension liability of the City, calculated using the discount rate of 6.75%, as well as what the City's net pension liability would be if it were calculated using a discount rate that is 1-percentage-point lower (5.75%) or 1-percentage-point higher (7.75%) than the current rate:

	1% Decrease in Discount Rate (5.75%)	Current Discount Rate (6.75%)	1% Increase in Discount Rate (7.75%)
City's Net Pension Liability	\$ 192,754,710	\$ 95,546,332	\$ 15,975,192

*Pension Plan Fiduciary Net Position . . .* Detailed information about the pension plan’s Fiduciary Net Position is available in the Schedule of Change in Fiduciary Net Position, by Participating City, separately issued TMRS financial report. That report may be obtained on the Internet at [www.tmrs.com](http://www.tmrs.com).

*Pension Expense and Deferred Outflows of Resources and Deferred Inflows of Resources Related to Pensions . . .* For the year ended September 30, 2025, the City recognized pension expense of \$27,338,796. This amount is included as part of personal services expenses.

At September 30, 2025, the City reported deferred outflows of resources and deferred inflows of resources related to TMRS pension from the following sources:

	Deferred Outflow of Resources	Deferred Inflows of Resources
Differences between projected and actual investment earnings	\$ -	\$ 6,852,939
Contributions subsequent to the measurement date	19,343,268	-
Differences between expected and actual economic experience	10,800,396	-
Difference in assumption changes	-	2,221,736
Total	<u>\$ 30,143,664</u>	<u>\$ 9,074,675</u>

As reported as deferred outflows of resources, \$19,343,268 is related to pensions resulting from contributions subsequent to the measurement date will be recognized as a reduction of the net pension liability for the City’s fiscal year ending September 30, 2026. Other amounts reported as deferred outflows and inflows of resources related to pensions will be recognized in pension expense (income) as follows:

For the Year Ended September 30,	
2026	\$ 4,683,041
2027	8,712,507
2028	(7,521,397)
2029	(4,148,430)
Total	<u>\$ 1,725,721</u>

**FIREMEN’S RELIEF AND RETIREMENT FUND**

*Plan Description . . .* The City contributes to the retirement plan for firefighters in the Denton Fire Department known as the Denton Firemen’s Relief and Retirement Fund (the Fund). The Fund is a single employer, contributory, defined benefit plan. The benefit provisions of the Fund are authorized by the Texas Local Fire Fighters’ Retirement Act (TLFFRA). TLFFRA provides the authority and procedure to amend benefit provisions. The plan is administered by the Board of Trustees of the Denton Firemen’s Relief and Retirement Fund. The City does not have access to nor can it utilize assets within the retirement plan trust. The Fund issues a stand-alone report pursuant to GASB Statement No. 67, which may be obtained by writing the Denton Firemen’s Relief and Retirement Fund at P.O. Box 2375, Denton, Texas 76202. See that report for all information about the plan fiduciary net position.

*Benefits Provided . . .* Firefighters in the Denton Fire Department are covered by the Denton Firemen’s Relief and Retirement Fund which provides service retirement, death, disability, and withdrawal benefits. These benefits are fully vested after 20 years of credited service. Firefighters may retire at age 50 with 20 years of service. A partially vested benefit is provided for firefighters who terminate employment with at least 10 but less than 20 years of service. If a terminated firefighter has a partially vested benefit, the firefighter may retire starting on the date they would have both completed 20 years of service if they had remained a Denton firefighter and attained age 50. The present plan provides a monthly normal service retirement benefit, payable in a Joint and Two-Thirds to Spouse form of annuity, equal to 2.59% of Highest 36-Month Average Salary for each year of service.

A retiring firefighter who is at least age 52 with at least 22 years of service has the option to elect the Retroactive Deferred Retirement Option Plan (RETRO DROP) which will provide a lump sum benefit and a reduced monthly benefit. The reduced monthly benefit is based on the service and Highest 36-Month Average Salary as if the firefighter had terminated employment on their selected RETRO DROP benefit calculation date, which is no earlier than the later of the date the firefighter meets the age 52

and 22 years of service requirements and the date four years prior to the date the firefighter actually retires. Upon retirement, the employee will receive, in addition to the monthly retirement benefit, a lump sum equal to the sum of (1) the amount of monthly contributions the member has made to the Fund after the RETRO DROP benefit calculation date plus (2) the total of the monthly retirement benefits the member would have received between the RETRO DROP benefit calculation date and the date retired under the plan. There are no account balances. The lump sum is calculated at the time of retirement and distributed as soon as administratively possible.

There is no provision for automatic postretirement benefit increases. The Fund has the authority to provide, and has periodically in the past provided, ad hoc postretirement benefit increases.

*Employees Covered by Benefit Terms . . .* In the December 31, 2023 actuarial valuation, the following numbers of members were covered by the Fund:

Inactive Employees or Beneficiaries Currently Receiving Benefits	96
Inactive Employees Entitled to But Not Yet Receiving Benefits	8
Active Employees	<u>236</u>
	340

*Contributions . . .* The contribution provisions of the Fund are authorized by TLFRA. TLFRA provides the authority and procedure to change the amount of contributions determined as a percentage of pay by each firefighter and a percentage of payroll by the City.

The contribution policy of the Denton Firemen’s Relief and Retirement Fund requires contributions equal to 12.6% of pay by the firefighters, the rate elected by the firefighters according to TLFRA. The City began contributing in December 2017 according to a new City funding policy. The ordinance defining it includes an actuarially determined contribution rate over a closed 25-year amortization period, a contribution rate of 18.5% for several years, a minimum rate standard, and City review and approval of each actuarial valuation. The December 31, 2023 actuarial valuation includes the assumption the City contribution rate will be 18.5% over the unfunded liability amortization period. The costs of administering the plan are paid from the Fund assets. The City’s contributions to the Fund for the year ended September 30, 2025 were \$6,136,743.

Ultimately, the funding policy also depends upon the total return of the Fund’s assets, which varies from year to year. Investment policy decisions are established and maintained by the board of trustees. For the calendar year ending December 31, 2024, the money-weighted rate of return on pension plan investments was 8.61%. This measurement of the investment performance is net of investment-related expenses, reflecting the effect of the timing of the contributions received and the benefits paid during the year.

While the contribution requirements are not actuarially determined, state law requires that each change in plan benefits adopted by the Fund must first be approved by an eligible actuary, certifying the contribution commitment by the firefighters and the assumed city contribution rate together provide an adequate contribution arrangement. Using the entry age actuarial cost method, the plan’s normal cost contribution rate is determined as a percentage of payroll. The excess of the total contribution rate over the normal cost contribution rate is used to amortize the plan’s unfunded actuarial accrued liability (UAAL). The number of years needed to amortize the plan’s UAAL is actuarially determined using an open, level percentage of payroll method.

*Net Pension Liability . . .* The City of Denton’s net pension liability was measured as of December 31, 2024, and the total pension liability used to calculate the net pension liability was determined based actuarial valuation as of December 31, 2023, and rolled forward to December 31, 2024..

Total Pension Liability	\$ 177,904,171
Plan fiduciary net position	<u>167,944,509</u>
City's net pension liability	9,959,662
 Plan fiduciary net position as a percentage of the total pension liability	 94.4%

*Actuarial Assumptions . . .* The total pension liability in the December 31, 2023 actuarial valuation was determined using the following actuarial assumptions, applied to all periods included in the measurement:

Inflation	2.50% per year
Overall payroll growth	3.00% per year, plus promotion, step and longevity increases that vary by service
Investment Rate of Return	6.75%, net of pension plan investment expense, including inflation

Mortality rates were based on the PubS-2010 (public safety) total dataset mortality tables employees and for retirees (sex distinct), projected for mortality improvement generationally using the projection scale MP-2019.

The long-term expected rate of return on pension plan investments is reviewed for each biennial actuarial valuation and was determined using a building-block method in which expected future net real rates of return (expected returns, net of pension plan investment expense and inflation) are developed for each major asset class. These components are combined to produce the long-term expected rate of return by weighting the expected future net real rates of return by the target asset allocation percentage (currently resulting in 4.96%) and by adding expected inflation (2.5%). In addition, the final 6.75% assumption was selected by rounding down and thereby reflects a reduction of 0.71% for adverse deviation.

The target allocation and expected arithmetic net real rates of return for each major asset class are summarized in the following table:

Asset Class	Target Allocation	Long-Term Expected Real Rate of Return (Arithmetic)
Equities		
Large Cap Domestic	40.0%	6.00%
Small/Mid Cap Domestic	10.0%	6.50%
International Developed	10.0%	6.50%
Alternatives		
Master Limited Partnerships	8.0%	6.50%
Real Estate	15.0%	4.00%
Fixed Income	15.0%	1.00%
Cash	2.0%	0.00%
Total	100.0%	
Weighted Average		4.96%

*Discount Rate . . .* The discount rate used to measure the total pension liability was 6.75%. No projection of cash flows was used to determine the discount rate because the December 31, 2023 actuarial valuation showed expected contributions would pay the normal cost and amortize the unfunded actuarial accrued liability (UAAL) in seven years. Because of the seven-year amortization period of the UAAL, the pension plan's fiduciary net position is expected to be available to make all projected future benefit payments of current active and inactive members. Therefore, the long-term expected rate of return on pension plan investments of 6.75% was applied to all periods of projected benefit payments as the discount rate to determine the total pension liability.

*Sensitivity of the Net Pension Liability to Changes in the Discount Rate . . .* The following presents the net pension liability of the City of Denton, calculated using the discount rate of 6.75%, as well as what the city's net pension liability would be if it were calculated using a discount rate that is 1-percentage-point lower (5.75%) or 1-percentage-point higher (7.75%) than the current rate:

	1% Decrease in Discount Rate (5.75%)	Current Discount Rate (6.75%)	1% Increase in Discount Rate (7.75%)
City's Net Pension Liability	\$32,931,528	\$ 9,959,662	\$ (9,155,259)

*Pension Plan Fiduciary Net Position . . .* The plan fiduciary net position reported above is the same as reported by the Fund. Detailed information about the plan fiduciary net position is available in the Fund's separately issued audited financial statements, which are reported using the economic resources measurement focus and the accrual basis of accounting in conformity with accounting principles generally accepted in the United States of America. Revenues are recorded when earned, and expenses are recorded when a liability is incurred, regardless of the timing of the related cash flows. Investments are reported at fair value, the price that would be recognized to sell an asset in an orderly transaction between market participants at the measurement date.

Changes in Net Pension Liability

	Increase (Decrease)		
	Total Pension Liability	Plan Fiduciary Net Position	Net Pension Liability
Balance at 12/31/2024	\$ 167,333,614	\$ 152,072,995	\$ 15,260,619
Changes for the year:			
Service cost	6,063,143	-	6,063,143
Interest	11,469,317	-	11,469,317
Change of benefit terms	-	-	-
Difference between expected and actual experience	-	-	-
Contributions - employer	-	5,846,904	(5,846,904)
Contributions - employee	-	3,889,705	(3,889,705)
Net investment income	-	13,206,709	(13,206,709)
Benefit payments, including refunds of employee contributions	(6,961,903)	(6,961,903)	-
Administrative expense	-	(109,901)	109,901
Net changes	<u>10,570,557</u>	<u>15,871,514</u>	<u>(5,300,957)</u>
Balance at 12/31/2025	<u>\$ 177,904,171</u>	<u>\$ 167,944,509</u>	<u>\$ 9,959,662</u>

*Pension Expense and Deferred Outflows of Resources and Deferred Inflows of Resources Related to Pensions . . .* For the year ended September 30, 2025, the City recognized a pension expense of \$3,431,009. Amounts recognized in the fiscal year represent changes between the current and prior year measurement dates. At September 30, 2025, the City reported deferred outflows of resources and deferred inflows of resources related to the Fund from the following sources:

	Deferred Outflow of Resources	Deferred Inflows of Resources
Differences between projected and actual investment earnings	\$ -	\$ 636,846
Contributions subsequent to the measurement date	4,478,547	-
Differences between expected and actual economic experience	7,682,485	-
Difference in assumption changes	1,267,291	-
Total	<u>\$ 13,428,323</u>	<u>\$ 636,846</u>

Deferred outflows of resources related to pensions resulting from contributions subsequent to the measurement date of \$4,478,547. will be recognized as a reduction of the net pension liability for the measurement year ending December 31, 2025, and the City's fiscal year ending September 30, 2026. Other amounts reported as deferred outflows and inflows of resources related to pensions will be recognized in pension expense (income) as follows:

For the Year Ended September 30,	
2026	\$ 1,065,863
2027	3,645,280
2028	295,193
2029	734,679
2030	1,048,277
Thereafter	<u>1,523,638</u>
Total	<u>\$ 8,312,930</u>

**OTHER POST EMPLOYMENT BENEFITS . . .** The City of Denton provides for two post-employment benefit (OPEB) plans; one provides for postemployment medical care through a single-employer defined benefit medical plan (Medical OPEB), and the other is the Texas Municipal Retirement System Supplemental Death Benefits Fund (TMRS SDBF), a single-employer defined benefit OPEB plan. Both plans are described in detail following.

Aggregate amounts for the two OPEB plans are as follows:

	<u>Medical OPEB</u>	<u>TMRS SDBF</u>	<u>Total</u>
OPEB Liability	\$ 46,919,770	\$ 4,113,881	\$ 51,033,651
Deferred outflows of resources	\$ 6,270,276	\$ 648,252	6,918,528
Deferred inflows of resources	(11,008,086)	(1,202,444)	(12,210,530)
OPEB expense	3,717,424	183,507	3,900,931

*Plan Description . . .* The City of Denton provides post-employment medical care (OPEB) for retired employees through a single-employer defined benefit medical plan. The plan provides medical benefits for eligible retirees, their spouses and dependents through the City’s group health insurance plans, which covers both active and retired members. The benefits, benefit levels, and contribution rates are recommended annually by the City management as part of the budget process. Any changes in rate subsidies for retirees are approved by the City Council. Since an irrevocable trust has not been established, the plan is not accounted for as a trust fund. The plan does not issue a separate financial report.

*Benefits Provided . . .* The City provides post-employment medical, dental, and vision care benefits to its retirees. To be eligible for benefits, an employee must qualify for retirement under the Texas Municipal Retirement System or the Denton Firemen’s Relief and Retirement Plan. Retirees must make a one-time irrevocable decision to choose benefits at the time of retirement, after that their eligibility for the benefits ceases. However, retirees can move between plans and can add and drop dependents based on qualifying events.

All medical care benefits are provided through the City’s self-insured health plan. The benefit levels are the same as those afforded to active employees.

In the December 31, 2024 actuarial valuation, the following number of employees were covered by the benefit terms:

Inactive Employees or Beneficiaries Currently Receiving Benefits	247
Active Employees	<u>1,689</u>
	1,936

*Funding Policy . . .* The plan premium rates are recommended annually by City management and approved by the City Council as part of the annual budget. The retiree’s contribution is the full amount of the actuarially determined blended premium rate less a subsidy dependent upon years of service at retirement. By providing retirees with access to the City’s healthcare plans based on the same rates it charges to active employees, the City is in effect providing a subsidy to retirees. This implied subsidy exists because, on average, retiree health care costs are higher than active employee healthcare costs. By the City not contributing anything toward this plan in advance, the City employs a pay-as-you-go method through paying the higher rate for active employees each year. The City contributes \$40 per month for each five-year increment of service, up to \$200 per month, toward the cost of retiree coverage. The full cost for dental and vision is paid by the retiree. Retirees are required to enroll in Medicare Part B once eligible (age 65) and are moved into a fully-insured Medicare Supplement plan at that time. The same City contribution level applies to the supplement.

*Medical OPEB Liability. . .* The City’s medical OPEB liability of \$46,919,770 was measured as of December 31, 2024, the same date as the actuarial valuation.

The medical OPEB liability in the December 31, 2024 actuarial valuation was determined using the following actuarial assumptions and other inputs, applied to all periods included in the measurement date, unless otherwise specified

Significant method and assumptions used for this fiscal year valuation were as follows:

Valuation Date	December 31, 2023
Actuarial cost method	Individual Entry-Age Normal Method
	4.05% as of December 31, 2022
Discount Rate	3.77% as of December 31, 2023
	4.08% as of December 31, 2024
Inflation Rate	2.50% per annum
Projected salary increases	3.60% to 11.85% for TMRS, including inflation
	3.00% to 9.18% for Fire, including inflation
Healthcare trend rates	Initial rate of 7.20% declining to an ultimate rate of 4.25% after 15 years
Mortality	<b>TMRS:</b> For healthy retirees, the gender-distinct 2019 Municipal Retirees of Texas mortality tables are used. The rates are projected on a fully generational basis using the ultimate mortality improvement rates in the MP-2021 table to account for future mortality improvements.
	<b>Firefighters:</b> The gender-distinct PubS-2010 (safety employees) total data set mortality are used. The rates are projected on a fully generational basis using the projection scale of MP-2019.
Participation Rates	65% for employees retiring at age 65 or older; 45% for employees retiring between the ages 50 and 64; 5% for employees retiring between the ages of 45 and 49; 0% for retirees under the age 50 at retirement

*Changes in the Medical OPEB Liability*

	Total Medical OPEB Liability
Balance at 12/31/2023	\$45,653,463
Changes for the year:	
Service cost	2,882,929
Interest	1,740,446
Difference between expected and actual experience	(105,456)
Changes of assumptions	(1,393,130)
Benefit payments	(1,858,482)
Net Changes	<u>1,266,307</u>
Balance at 12/31/2024	<u><u>\$46,919,770</u></u>

Total OPEB liability as a percentage of covered payroll was 26.86%.

*Sensitivity of the Medical OPEB Liability to Changes in the Discount Rate*

The following schedule shows the impact of the medical OPEB liability if the discount rate used was 1% less than (3.08%) and 1% greater than (4.08%) the discount rate that was used (5.08%) in measuring the medical OPEB liability:

	1% Decrease (3.08%)	Current Discount Rate (4.08%)	1% Increase (5.08%)
Total medical OPEB Liability	\$51,619,415	\$46,919,770	\$42,780,452

*Sensitivity of the Medical OPEB Liability to Changes in the Healthcare Cost Trend Rate Assumption*

The following schedule shows the impact of the medical OPEB liability if the healthcare trend cost rate used was 1% less or 1% more than the healthcare cost trend rate that was used in measuring the medical OPEB liability:

	1% Decrease	Current Healthcare Cost Trend Rate	1% Increase
Total medical OPEB Liability	\$42,999,140	\$46,919,770	\$51,543,954

*Medical OPEB Expense and Deferred outflows of Resources and Deferred Inflows of Resources Related to Medical OPEB*

For the year ended September 30, 2025, the City recognized medical OPEB expense of \$3,717,424. At September 30, 2025, the City reported deferred outflows of resources and deferred inflows of resources related to medical OPEB from the following sources:

	Deferred Outflows of Resources	Deferred Inflows of Resources
Differences between expected and actual economic experience	\$ 143,622	\$ 2,032,442
Changes in actuarial assumptions	4,606,710	8,975,644
Contribution subsequent to the measurement date	1,519,944	-
Totals	<u>\$ 6,270,276</u>	<u>\$ 11,008,086</u>

Deferred outflows of resources related to OPEB contributions subsequent to the measurement date of (\$1,519,944) will be recognized as a reduction of the medical OPEB liability for the City’s fiscal year ending September 30, 2026. Other amounts reported as deferred outflows of resources related to the medical OPEB will be recognized in OPEB expense as follows:

Year Ending September 30,	
2026	\$ (913,744)
2027	(1,291,494)
2028	(925,126)
2029	(977,147)
2030	(1,319,674)
Thereafter	<u>(992,569)</u>
Total	\$ (6,419,754)

*Supplemental Death Benefit Fund . . .* The City of Denton voluntarily participates in the Texas Municipal Retirement System Supplemental Death Benefits Fund (TMRS SDBF). The SDBF is a defined benefit group-term life insurance Other Postemployment Benefit (OPEB) plan as defined by GASB Statement No. 75, Accounting and Financial Reporting for Postemployment Benefits Other Than Pensions. No assets are accumulated in a trust that meets the criteria in paragraph 4 of GASB Statement No. 75. It is established and administered in accordance with the TMRS Act identically to the City’s pension plan.

*Benefits provided . . .* The SDBF provides group-term life insurance to City employees who are active members in TMRS, including retirees. The City Council opted into this system via an ordinance, and may terminate coverage under and discontinue participation in, the SDBF by adopting an ordinance before November 1st of any year to be effective the following January 1st .

Payments from this fund are similar to group-term life insurance benefits and are paid to the designated beneficiaries upon the receipt of an approved application for payment. The death benefit for active employees provides a lump-sum payment approximately equal to the employee’s annual salary (calculated based on the employee’s actual earnings for the 12-month period preceding the month of death). The death benefit for retirees is considered an “other postemployment benefit” (OPEB) and is a fixed amount of \$7,500. As the SDBF covers both active and retiree participants with no segregation of assets, the SDBF is considered to be an unfunded OPEB plan.

In the December 31, 2024 actuarial valuation, the following number of employees were covered by the benefit terms:

Inactive Employees or Beneficiaries Currently Receiving Benefits	732
Inactive Employees entitled to but not yet receiving benefits	267
Active Employees	<u>1,520</u>
	2,519

The City contributes to the SDBF at a contractually required rate as determined by an annual actuarial valuation. For FY 2024 and FY 2025 the contribution was 0.28% and 0.23% respectively, of which 0.10% represented the retiree-only portion for each year, as a percentage of annual covered payroll. The rate is equal to the cost of providing one-year term life insurance. The funding policy for the SDBF program is to ensure that adequate resources are available to meet all the death benefit payments for the upcoming year; the intent is not to prefund retiree term life insurance during employees’ entire careers. The City’s contribution to the SDBF for two years ended September 30, 2025, and 2024 were \$399,190 and \$377,550 respectively, representing contributions for both active and retiree coverage, which equaled the required contribution each year.

**FINANCIAL INFORMATION**

**TABLE 12 - CHANGES IN NET POSITION OF GOVERNMENTAL ACTIVITIES**

	Fiscal Year Ended September 30,				
	2025	2024	2023	2022	2021
<b>Revenues:</b>					
Program Revenue:					
Charges for Services	\$ 29,670,653	\$ 23,487,878	\$ 23,704,503	\$ 25,203,727	\$ 18,751,972
Operating Grants and Contributions	13,398,515	13,042,489	10,623,546	9,545,392	8,607,304
Capital Grants and Contributions	31,369,812	35,255,951	27,351,806	34,406,757	23,945,640
General Revenue:					
Property Tax	119,835,095	106,555,772	92,185,668	79,552,638	78,243,553
Sales Tax	58,972,691	57,074,842	55,906,340	53,264,724	45,404,857
Other Taxes/Fees	39,821,437	38,667,030	43,582,046	42,503,178	35,648,023
Miscellaneous	30,006,799	22,670,126	17,283,086	7,125,797	5,876,421
Total Revenue	<u>\$ 323,075,002</u>	<u>\$ 296,754,088</u>	<u>\$ 270,636,995</u>	<u>\$ 251,602,213</u>	<u>\$ 216,477,770</u>
<b>Expenditures:</b>					
General Government	\$ 64,602,853	\$ 57,475,453	\$ 53,383,319	\$ 40,369,454	\$ 37,401,990
Public Safety	119,030,615	112,543,358	104,695,335	87,970,791	93,415,418
Public Works	27,465,600	27,466,868	39,086,849	25,489,369	14,063,366
Parks and Recreation	30,703,498	29,842,466	28,096,065	22,787,282	19,295,206
Interest on Long-Term Debt	17,359,096	12,698,504	10,198,425	8,571,877	7,380,293
Total Expenses	<u>\$ 259,161,662</u>	<u>\$ 240,026,649</u>	<u>\$ 235,459,993</u>	<u>\$ 185,188,773</u>	<u>\$ 171,556,273</u>
Increase in Net Position before Transfers	\$ 63,913,340	\$ 56,727,439	\$ 35,177,002	\$ 66,413,440	\$ 44,921,497
Transfers	2,645,642	(870,190)	4,017,015	2,913,731	1,975,432
Increase (Decrease) in Net Position	\$ 66,558,982	\$ 55,857,249	\$ 39,194,017	\$ 69,327,171	\$ 46,896,929
Prior Period Adjustment	-	-	-	9,072,792 <sup>(2)</sup>	-
Net Position at Beginning of Year	502,144,527	446,287,278	407,093,261	328,693,298	281,796,369
Net Position at End of Year	<u>\$ 568,703,509 <sup>(1)</sup></u>	<u>\$ 502,144,527</u>	<u>\$ 446,287,278</u>	<u>\$ 407,093,261</u>	<u>\$ 328,693,298</u>

(1) Unrestricted net position, that part of the net position that may be used to meet the City's ongoing obligations, was \$13,474,505 as of September 30, 2025. This table refers to governmental activities only and does not include enterprise funds such as solid waste or utility activities.

(2) An adjustment has been recorded to account for the recognition of intergovernmental revenues received in advance and held as an unearned revenue liability.

**TABLE 12A - GENERAL FUND REVENUES AND EXPENDITURE HISTORY**

	Fiscal Year Ended September 30,				
	2025	2024	2023	2022	2021
<b>Revenues:</b>					
Taxes	\$ 126,828,879	\$ 123,923,215	\$ 113,955,253	\$ 102,491,584	\$ 95,276,289
Licenses and Permits	6,853,283	5,561,811	6,049,752	9,058,717	5,939,320
Franchise Fee	19,461,375	17,534,987	22,851,663	19,910,133	17,961,984
Fines and Forfeitures	2,749,785	2,525,000	1,961,982	1,875,399	1,572,587
Fees for Service	13,863,902	12,420,160	9,662,872	9,630,662	9,354,890
Interest Revenue	2,539,720	3,567,702	2,587,602	(127,267)	160,094
Intergovernmental	2,848,052	3,530,952	2,961,572	2,508,006	4,166,856
Miscellaneous	6,420,575	304,245	342,941	322,173	385,998
Total Revenues	<u>\$ 181,565,571</u>	<u>\$ 169,368,072</u>	<u>\$ 160,373,637</u>	<u>\$ 145,669,407</u>	<u>\$ 134,818,018</u>
<b>Expenditures:</b>					
General Government	\$ 38,881,766	\$ 36,294,711	\$ 33,498,179	\$ 26,563,210	\$ 26,460,924
Public Safety	111,125,738	104,782,629	96,317,917	86,682,395	80,847,727
Public Works	3,799,305	3,614,951	3,454,541	2,956,465	2,919,114
Parks and Recreation	25,304,356	24,836,184	15,781,789	13,308,304	11,259,612
Capital Outlay	490,351	635,578	475,410	540,289	476,296
Debt Service:					
Principal Retirement	-	-	-	-	-
Total Expenditures	<u>\$ 179,601,516</u>	<u>\$ 170,164,053</u>	<u>\$ 149,527,836</u>	<u>\$ 130,050,663</u>	<u>\$ 121,963,673</u>
Excess (Deficiency) of Revenues Over Expenditures	\$ 1,964,055	\$ (795,981)	\$ 10,845,801	\$ 15,618,744	\$ 12,854,345
<b>Other Financing Sources (Uses):</b>					
Transfers In	\$ 7,887	\$ -	\$ 25,750	\$ 2,728	\$ 33,964
Sale of Capital Assets	344,186	384,737	198,474	568,128	326,682
Transfers (Out)	(1,567,660)	(2,140,604)	(11,929,049)	(9,230,186)	(8,497,210)
Total Other Financing Sources (Uses)	<u>\$ (1,215,587)</u>	<u>\$ (1,755,867)</u>	<u>\$ (11,704,825)</u>	<u>\$ (8,659,330)</u>	<u>\$ (8,136,564)</u>
Net Changes in Fund Balances	\$ 748,468	\$ (2,551,848)	\$ (859,024)	\$ 6,959,414	\$ 4,717,781
Prior Period Adjustment	-	28,550 <sup>(1)</sup>	-	-	-
Fund Balances at Beginning of Year	<u>42,077,084</u>	<u>44,628,932</u>	<u>45,459,406</u>	<u>38,499,992</u>	<u>33,782,211</u>
Fund Balances at End of Year	<u>\$ 42,825,552</u>	<u>\$ 42,077,084</u>	<u>\$ 44,600,382</u>	<u>\$ 45,459,406</u>	<u>\$ 38,499,992</u>

(1) The Recreation Fund was absorbed into the General Fund.

**TABLE 13 - MUNICIPAL SALES TAX HISTORY**

The City has adopted the Municipal Sales and Use Tax Act, Texas Tax Code, Chapter 321, which grants the City the power to impose and levy a 1% Local Sales and Use Tax within the City; the proceeds are credited to the General Fund and are not pledged to the payment of the Obligations. Collections and enforcements are effected through the offices of the Comptroller of Public Accounts, State of Texas, who remits the proceeds of the tax, after deduction of a 2% service fee, to the City monthly. In January 1994, the voters of the City approved the imposition of an additional one-half of one percent (½ of 1%) for property tax reduction. In September 2003, the voters of the City approved the imposition of an additional one-half of one percent (½ of 1%) for the Denton County Transportation Authority. The implementation of this tax began January 2004, and is allocated directly to the Denton County Transportation Authority.

Fiscal Year Ended 9/30	Total Collected <sup>(1)</sup>	% of Ad Valorem Tax Levy	Equivalent of Ad Valorem Tax Rate	Per Capita
2022	\$ 53,264,724	67.10%	\$ 0.3698	\$ 362
2023	55,906,340	60.93%	0.3343	371
2024	57,074,842	53.58%	0.2970	378
2025	29,207,284	24.33%	0.1384	188
2026 <sup>(2)</sup>	30,624,925	23.45%	0.1367	193

(1) Source: City of Denton Annual Comprehensive Financial Report.

(2) Collections through April 30, 2026.

The sales tax breakdown for the City is as follows:

Property Tax Relief	0.50¢
Denton County Transportation Authority	0.50¢
City Sales & Use Tax	1.00¢
State Sales & Use Tax	6.25¢
Total	8.25¢

**FINANCIAL POLICIES**

*Basis of Accounting* . . . The accounting policies of the City conform to generally accepted accounting principles of the Governmental Accounting Standards Board and program standards adopted by the Government Finance Officers Association of the United States and Canada. The GFOA has awarded a Certificate of Achievement for Excellence in Financial Reporting to the City of Denton for each fiscal year since 1983. The City's current report will be submitted to GFOA to determine its eligibility for another Certificate.

The City has also received the GFOA's award for Distinguished Budget Presentation each year since 1986.

The measurement focuses for the Enterprise Funds, Internal Service Funds and Nonexpendable Trust Funds are income determination and cost of service, respectively. Accordingly, the accrual basis, whereby revenues and expenses are identified in the accounting period in which they are earned and incurred and net income, is utilized for these funds. The modified accrual basis, whereby revenues are recognized when they become both measurable and available for use during the year and expenditures are recognized when the related fund liability is incurred, is used for all other funds.

*Fund Balance Policy* . . .The City strives to achieve and maintain an unassigned fund balance in the General Fund equal to 20% of budgeted expenditures. An additional 5% resiliency reserve (25% combined total) may be maintained to safeguard against unusual financial circumstances or economic downturns.

*Budgetary Procedures* . . . As prescribed by City Charter, the City Manager, within the time period required by law, submits to the City Council a proposed budget for the fiscal year beginning the following October 1. The budget includes proposed expenditures and revenues required to fund the expenditures. Following Council considerations, amendments and refinements, a public hearing is ordered and conducted for the purpose of obtaining taxpayer comments. The budget is finally approved and adopted by passage of an ordinance by the City Council prior to the beginning of the fiscal year. The budget is adopted on a basis consistent with generally accepted accounting principles. It is the goal of the City to achieve and maintain an unassigned fund balance in the general fund equal to 20% of budgeted expenditures. An additional 5% resiliency reserve (25% combined total) may be maintained to safeguard against unusual financial circumstances and/or economic downturns.

## INVESTMENTS

The City invests its investable funds in investments authorized by Texas law in accordance with investment policies approved by the City Council. Both Texas law and the City's investment policies are subject to change.

**LEGAL INVESTMENTS** . . . Under State law, the City is authorized to invest in: (1) obligations, including letters of credit, of the United States or its agencies and instrumentalities, including the Federal Home Loan Banks; (2) direct obligations of the State or its agencies and instrumentalities; (3) collateralized mortgage obligations issued by a federal agency or instrumentality of the United States, the underlying security for which is guaranteed by an agency or instrumentality of the United States; (4) other obligations, the principal and interest of which are unconditionally guaranteed or insured by, or backed by the full faith and credit of, the State or the United States or their respective agencies and instrumentalities, including obligations that are fully guaranteed or insured by the Federal Deposit Insurance Corporation (the "FDIC") or by the explicit full faith and credit of the United States; (5) obligations of states, agencies, counties, cities, and other political subdivisions of any state rated as to investment quality by a nationally recognized investment rating firm not less than A or its equivalent; (6) bonds issued, assumed, or guaranteed by the State of Israel; (7) interest-bearing banking deposits that are guaranteed or insured by the FDIC or the National Credit Union Share Insurance Fund (the "NCUSIF") or their respective successors; (8) interest-bearing banking deposits, other than those described in clause (7), that (i) are invested through a broker or institution with a main office or branch office in this state and selected by the City in compliance with the PFIA, (ii) the broker or institution arranges for the deposit of the funds in one or more federally insured depository institutions, wherever located, for the City's account, (iii) the full amount of the principal and accrued interest of the banking deposits is insured by the United States or an instrumentality of the United States, and (iv) the City appoints as its custodian of the banking deposits, in compliance with the PFIA, the institution in clause (8)(i) above, a bank, or a broker-dealer; (9) certificates of deposit and share certificates meeting the requirements of the PFIA (i) that are issued by an institution that has its main office or a branch office in the State and are guaranteed or insured by the FDIC or the NCUSIF, or their respective successors, or are secured as to principal by obligations described in clauses (1) through (8), above, or secured in accordance with Chapter 2257, Texas Government Code, or in any other manner and amount provided by law for City deposits, or (ii) where (a) the funds are invested by the City through a broker or institution that has a main office or branch office in the State and selected by the City in compliance with the PFIA, (b) the broker or institution arranges for the deposit of the funds in one or more federally insured depository institutions, wherever located, for the account of the City, (c) the full amount of the principal and accrued interest of each of the certificates of deposit is insured by the United States or an instrumentality of the United States; and (d) the City appoints, in compliance with the PFIA, the institution in clause (9)(ii)(a) above, a bank, or broker-dealer as custodian for the City with respect to the certificates of deposit; (10) fully collateralized repurchase agreements that have a defined termination date, are secured by a combination of cash and obligations described by clauses (1) or (12), which are pledged to the City, held in the City's name, and deposited at the time the investment is made with the City or with a third party selected and approved by the City, and are placed through a primary government securities dealer, as defined by the Federal Reserve, or a financial institution doing business in the State; (11) certain bankers' acceptances with a stated maturity of 270 days or less, if the short-term obligations of the accepting bank, or of the holding company of which the bank is the largest subsidiary, are rated not less than A-1 or P-1 or the equivalent by at least one nationally recognized credit rating agency; (12) commercial paper with a stated maturity of 365 days or less that is rated at least A-1 or P-1 or an equivalent by either (i) two nationally recognized credit rating agencies, or (ii) one nationally recognized credit rating agency if the commercial paper is fully secured by an irrevocable letter of credit issued by a United States or state bank; (13) no-load money market mutual funds registered with and regulated by the Securities and Exchange Commission and complies with Securities and Exchange Commission Rule 2a-7; (14) no-load mutual funds that are registered and regulated by the Securities and Exchange Commission that have a weighted maturity of less than two years and either (i) have a duration of one year or more and are invested exclusively in obligations approved in this paragraph, or (ii) have a duration of less than one year and the investment portfolio is limited to investment grade securities, excluding asset backed securities; (15) guaranteed investment contracts that have a defined termination date and are secured by obligations described in clause (1), excluding obligations which the City is explicitly prohibited from investing in, and in an amount at least equal to the amount of bond proceeds invested under such contract; and (16) securities lending programs if (i) the securities loaned under the program are 100% collateralized, including accrued income, (ii) a loan made under the program allows for termination at any time, (iii) a loan made under the program is either secured by (a) obligations described in clauses (1) through (8) above, (b) irrevocable letters of credit issued by a state or national bank that is continuously rated by a nationally recognized investment rating firm at not less than A or its equivalent, or (c) cash invested in obligations described in clauses (1) through (8) above, clauses (12) through (14) above, or an authorized investment pool, (iv) the terms of a loan made under the program require that the securities being held as collateral be pledged to the City, held in the City's name, and deposited at the time the investment is made with the City or with a third party designated by the City, (v) a loan made under the program is placed through either a primary government securities dealer or a financial institution doing business in the State, and (vi) the agreement to lend securities has a term of one year or less.

The City may invest in such obligations directly or through government investment pools that invest solely in such obligations provided that the pools are rated no lower than "AAA" or "AAA-m" or an equivalent by at least one nationally recognized rating service. The City may also contract with an investment management firm registered under the Investment Advisers Act of 1940 (15 U.S.C. Section 80b-1 et seq.) or with the State Securities Board to provide for the investment and management of its public funds or other funds under its control for a term up to two years, but the City retains ultimate responsibility as fiduciary of its assets. In order to renew or extend such a contract, the City must do so by order, ordinance, or resolution.

The City is specifically prohibited from investing in (1) obligations whose payment represents the coupon payments on the outstanding principal balance of the underlying mortgage-backed security collateral and pays no principal (2) obligations whose payment represents the principal stream of cash flow from the underlying mortgage-backed security and bears no interest (3) collateralized mortgage obligations that have a stated final maturity of greater than 10 years and (4) collateralized mortgage obligations the interest rate of which is determined by an index that adjusts opposite to the changes in a market index.

**INVESTMENT POLICIES . . .** Under Texas law, the City is required to invest its funds under written investment policies that primarily emphasize safety of principal and liquidity; that address investment diversification, yield, maturity, and the quality and capability of investment management; and that includes a list of authorized investments for City funds, maximum allowable stated maturity of any individual investment, the maximum average dollar-weighted maturity allowed for pooled fund groups, methods to monitor the market price of investments acquired with public funds, a requirement for settlement of all transactions, except investment pool funds and mutual funds, on a delivery versus payment basis, and procedures to monitor rating changes in investments acquired with public funds and the liquidation of such investments consistent with the Public Funds Investment Act. All City funds must be invested consistent with a formally adopted "Investment Strategy Statement" that specifically addresses each fund's investment. Each Investment Strategy Statement will describe its objectives concerning: (1) suitability of investment type, (2) preservation and safety of principal, (3) liquidity, (4) marketability of each investment, (5) diversification of the portfolio, and (6) yield.

Under Texas law, City investments must be made "with judgment and care, under prevailing circumstances, that a person of prudence, discretion, and intelligence would exercise in the management of the person's own affairs, not for speculation, but for investment, considering the probable safety of capital and the probable income to be derived." At least quarterly the investment officers of the City shall submit an investment report detailing: (1) the investment position of the City, (2) that all investment officers jointly prepared and signed the report, (3) the beginning market value, the ending market value and the fully accrued interest during the reporting period of each pooled fund group, (4) the book value and market value of each separately listed asset at the end of the reporting period, (5) the maturity date of each separately invested asset, (6) the account or fund or pooled fund group for which each individual investment was acquired, and (7) the compliance of the investment portfolio as it relates to: (a) adopted investment strategy statements and (b) state law. No person may invest City funds without express written authority from the City Council.

Effective September 1, 2019, the investment officer of a local government is allowed to invest bond proceeds or pledged revenue only to the extent permitted by the PFIA and in accordance with (i) statutory provisions governing the debt issuance (or lease, installment sale, or other agreement) and (ii) the local government's investment policy regarding the debt issuance or the agreement.

**ADDITIONAL PROVISIONS . . .** Under Texas law the City is additionally required to: (1) annually review its adopted policies and strategies; (2) adopt a rule, order, ordinance or resolution stating that it has reviewed its investment policy and investment strategies and records any changes made to either its investment policy or investment strategy in the respective rule, order, ordinance or resolution; (3) require any investment officers with personal business relationships or relatives with firms seeking to sell securities to the City to disclose the relationship and file a statement with the Texas Ethics Commission and the City Council; (4) require the registered principal of firms seeking to sell securities to the City to: (a) receive and review the City's investment policy, (b) acknowledge that reasonable controls and procedures have been implemented to preclude investment transactions conducted between the City and the business organization that are not authorized by the City's investment policy (except to the extent that this authorization is dependent on an analysis of the makeup of the City's entire portfolio or requires an interpretation of subjective investment standards), and (c) deliver a written statement attesting to these requirements; (5) perform an annual audit of the management controls on investments and adherence to the City's investment policy; (6) provide specific investment training for the Treasurer, Chief Financial Officer and investment officers; (7) restrict reverse repurchase agreements to not more than 90 days and restrict the investment of reverse repurchase agreement funds to no greater than the term of the reverse repurchase agreement; (8) restrict the investment in no-load mutual funds in the aggregate to no more than 15% of the entity's monthly average fund balance, excluding bond proceeds and reserves and other funds held for debt service; (9) require local government investment pools to conform to the new disclosure, rating, net asset value, yield calculation, and advisory board requirements; and (10) at least annually review, revise, and adopt a list of qualified brokers that are authorized to engage in investment transactions with the City.

**TABLE 14- CURRENT INVESTMENTS <sup>(1)</sup>**

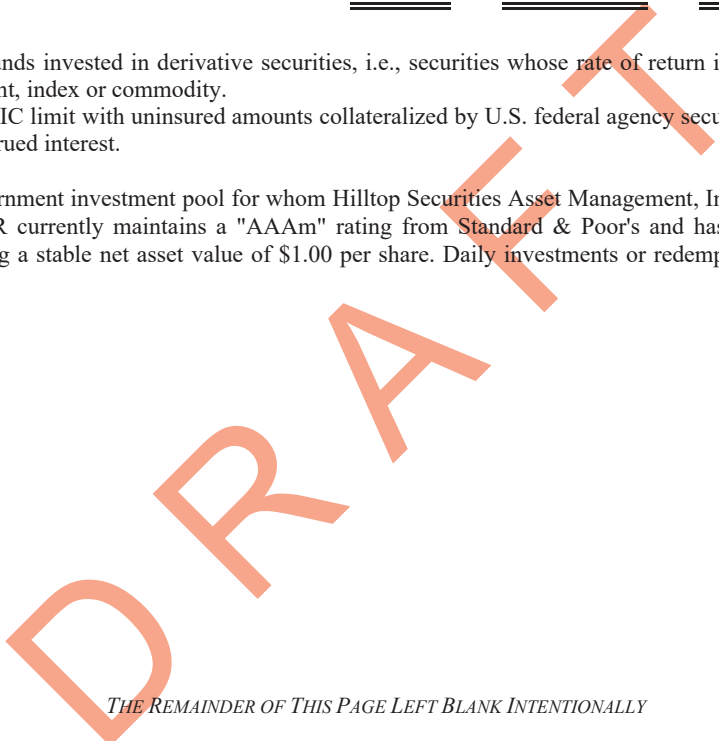
As of April 30, 2026, the City's available funds were invested as follows:

Description	Market Value Percent	Market Value	Book Value
Treasury Securities	62.94%	\$ 590,936,015	\$ 591,497,701
Federal Agency Issues - Coupon	5.83%	54,694,505	54,673,665
Federal Agency Issues - Callable	2.12%	19,918,060	19,968,754
Municipal Bonds	0.48%	4,519,463	4,508,839
Commercial Paper	7.36%	69,109,055	69,126,232
Local Government Inv. Pool- TexSTAR	7.53%	70,690,166	70,690,166
Local Government Inv. Pool- TexPool	10.65%	100,000,000	100,000,000
Demand Deposits/Wells Fargo <sup>(2)</sup>	2.10%	19,712,725	19,712,725
Demand Deposits SLGS	0.99%	9,262,244	9,262,244
	100.00%	\$938,842,233	\$939,440,326

(1) There are no City funds invested in derivative securities, i.e., securities whose rate of return is determined by reference to some other instrument, index or commodity.

(2) Insured up to the FDIC limit with uninsured amounts collateralized by U.S. federal agency securities at a minimum of 102% of principal plus accrued interest.

TexSTAR is a local government investment pool for whom Hilltop Securities Asset Management, Inc. provides customer service and marketing. TexSTAR currently maintains a "AAAm" rating from Standard & Poor's and has an investment objective of achieving and maintaining a stable net asset value of \$1.00 per share. Daily investments or redemptions of funds is allowed by the participants.



*THE REMAINDER OF THIS PAGE LEFT BLANK INTENTIONALLY*

## TAX MATTERS

### OPINIONS

The Certificates . . . On the date of initial delivery of the Certificates, McCall, Parkhurst and Horton L.L.P., Dallas, Texas, Bond Counsel to the City, will render its opinion that, in accordance with Existing Law, (1) interest on the Certificates for federal income tax purposes will be excludable from the "gross income" of the holders thereof and (2) the Certificates will not be treated as "specified private activity bonds" the interest on which would be included as an alternative minimum tax preference item under section 57(a)(5) of the Code. Except as stated above, Bond Counsel to the City will express no opinion as to any other federal, state or local tax consequences of the purchase, ownership or disposition of the Certificates. See Appendix C – Forms of Bond Counsel's Opinions.

The Bonds . . . On the date of initial delivery of the Bonds, Bond Counsel to the City, will render its opinion that, in accordance with statutes, regulations, published rulings and court decisions existing on the date thereof ("Existing Law"), (1) interest on the Bonds for federal income tax purposes will be excludable from the "gross income" of the holders thereof and (2) the Bonds will not be treated as "specified private activity bonds" the interest on which would be included as an alternative minimum tax preference item under section 57(a)(5) of the Internal Revenue Code of 1986 (the "Code"). Except as stated above, Bond Counsel to the City will express no opinion as to any other federal, state or local tax consequences of the purchase, ownership or disposition of the Bonds. See Appendix C – Forms of Bond Counsel's Opinions.

In rendering each of the foregoing opinions, Bond Counsel to the City will rely upon (a) certain information and representations of the City, including information and representations contained in the City's federal tax certificate with respect to each Obligation issue, and (b) covenants of the City contained in the Obligation documents relating to certain matters, including arbitrage and the use of the proceeds of the Obligations and the property financed or refinanced therewith. Failure by the City to observe the aforementioned representations or covenants could cause the interest on the Obligations to become taxable retroactively to the date of issuance.

The Code and the regulations promulgated thereunder contain a number of requirements that must be satisfied subsequent to the issuance of the Obligations in order for interest on the Obligations to be, and to remain, excludable from gross income for federal income tax purposes. Failure to comply with such requirements may cause interest on the Obligations to be included in gross income retroactively to the date of issuance of the Obligations. The opinion of Bond Counsel to the City is conditioned on compliance by the City with the covenants and other requirements described in the preceding paragraph, and Bond Counsel to the City has not been retained to monitor compliance with these requirements subsequent to the issuance of the Obligations.

Bond Counsel's opinion represents its legal judgment based upon its review of Existing Law and the reliance on the aforementioned information, representations and covenants. Bond Counsel's opinion is not a guarantee of a result. The Existing Law is subject to change by the Congress and to subsequent judicial and administrative interpretation by the courts and the Department of the Treasury. There can be no assurance that such Existing Law or the interpretation thereof will not be changed in a manner which would adversely affect the tax treatment of the purchase, ownership or disposition of the Obligations.

A ruling was not sought from the Internal Revenue Service by the City with respect to the Obligations or the projects being financed or refinanced therewith. Bond Counsel's opinion represents its legal judgment based upon its review of Existing Law and the representations of the City that it deems relevant to render such opinion and is not a guarantee of a result. No assurances can be given as to whether or not the Internal Revenue Service will commence an audit of the Obligations, or as to whether the Internal Revenue Service would agree with the opinion of Bond Counsel. If an audit is commenced, under current procedures the Internal Revenue Service is likely to treat the City as the taxpayer and the holders of the Obligations may have no right to participate in such procedure. No additional interest will be paid upon any determination of taxability.

### FEDERAL INCOME TAX ACCOUNTING TREATMENT OF ORIGINAL ISSUE DISCOUNT

The initial public offering price to be paid for one or more maturities of the Obligations may be less than the principal amount thereof or one or more periods for the payment of interest on the Obligations may not be equal to the accrual period or be in excess of one year (the "Original Issue Discount Bonds"). In such event, the difference between (i) the "stated redemption price at maturity" of each Original Issue Discount Bond, and (ii) the initial offering price to the public of such Original Issue Discount Bond would constitute original issue discount. The "stated redemption price at maturity" means the sum of all payments to be made on the Obligations less the amount of all periodic interest payments. Periodic interest payments are payments which are made during equal accrual periods (or during any unequal period if it is the initial or final period) and which are made during accrual periods which do not exceed one year.

Under Existing Law, any owner who has purchased such Original Issue Discount Bond in the initial public offering is entitled to exclude from gross income (as defined in section 61 of the Code) an amount of income with respect to such Original Issue Discount Bond equal to that portion of the amount of such original issue discount allocable to the accrual period. For a discussion of certain collateral federal tax consequences, see discussion set forth below.

In the event of the redemption, sale or other taxable disposition of such Original Issue Discount Bond prior to stated maturity, however, the amount realized by such owner in excess of the basis of such Original Issue Discount Bond in the hands of such owner (adjusted upward by the portion of the original issue discount allocable to the period for which such Original Issue Discount Bond was held by such initial owner) is includable in gross income.

Under Existing Law, the original issue discount on each Original Issue Discount Bond is accrued daily to the stated maturity thereof (in amounts calculated as described below for each six-month period ending on the date before the semiannual anniversary dates of the date of the Obligations and ratably within each such six-month period) and the accrued amount is added to an initial owner's basis for such Original Issue Discount Bond for purposes of determining the amount of gain or loss recognized by such owner upon the redemption, sale or other disposition thereof. The amount to be added to basis for each accrual period is equal to (a) the sum of the issue price and the amount of original issue discount accrued in prior periods multiplied by the yield to stated maturity (determined on the basis of compounding at the close of each accrual period and properly adjusted for the length of the accrual period) less (b) the amounts payable as current interest during such accrual period on such Original Issue Discount Bond.

The federal income tax consequences of the purchase, ownership, redemption, sale or other disposition of Original Issue Discount Bonds which are not purchased in the initial offering at the initial offering price may be determined according to rules which differ from those described above. All owners of Original Issue Discount Bonds should consult their own tax advisors with respect to the determination for federal, state and local income tax purposes of the treatment of interest accrued upon redemption, sale or other disposition of such Original Issue Discount Bonds and with respect to the federal, state, local and foreign tax consequences of the purchase, ownership, redemption, sale or other disposition of such Original Issue Discount Bonds.

#### **COLLATERAL FEDERAL INCOME TAX CONSEQUENCES**

The following discussion is a summary of certain collateral federal income tax consequences resulting from the purchase, ownership or disposition of the Obligations. This discussion is based on Existing Law, all of which are subject to change or modification, retroactively.

The following discussion is applicable to investors, other than those who are subject to special provisions of the Code, such as financial institutions, property and casualty insurance companies, life insurance companies, individual recipients of Social Security or Railroad Retirement benefits, individuals allowed an earned income credit, certain S corporations with subchapter C earnings and profits, foreign corporations subject to the branch profits tax, taxpayers qualifying for the health insurance premium assistance credit, and taxpayers who may be deemed to have incurred or continued indebtedness to purchase tax-exempt obligations.

THE DISCUSSION CONTAINED HEREIN MAY NOT BE EXHAUSTIVE. INVESTORS, INCLUDING THOSE WHO ARE SUBJECT TO SPECIAL PROVISIONS OF THE CODE, SHOULD CONSULT THEIR OWN TAX ADVISORS AS TO THE TAX TREATMENT WHICH MAY BE ANTICIPATED TO RESULT FROM THE PURCHASE, OWNERSHIP AND DISPOSITION OF TAX-EXEMPT OBLIGATIONS BEFORE DETERMINING WHETHER TO PURCHASE THE OBLIGATIONS.

Interest on the Obligations may be includable in certain corporation's "adjusted financial statement income" determined under section 56A of the Code to calculate the alternative minimum tax imposed by section 55 of the Code.

Under section 6012 of the Code, holders of tax-exempt obligations, such as the Obligations, may be required to disclose interest received or accrued during each taxable year on their returns of federal income taxation.

Section 1276 of the Code provides for ordinary income tax treatment of gain recognized upon the disposition of a tax-exempt obligation, such as the Obligations, if such obligation was acquired at a "market discount" and if the fixed maturity of such obligation is equal to, or exceeds, one year from the date of issue. Such treatment applies to "market discount bonds" to the extent such gain does not exceed the accrued market discount of such bonds; although for this purpose, a de minimis amount of market discount is ignored. A "market discount bond" is one which is acquired by the holder at a purchase price which is less than the stated redemption price at maturity or, in the case of a bond issued at an original issue discount, the "revised issue price" (i.e., the issue price plus accrued original issue discount). The "accrued market discount" is the amount which bears the same ratio to the market discount as the number of days during which the holder holds the obligation bears to the number of days between the acquisition date and the final maturity date.

#### **STATE, LOCAL AND FOREIGN TAXES**

Investors should consult their own tax advisors concerning the tax implications of the purchase, ownership or disposition of the Obligations under applicable state or local laws. Foreign investors should also consult their own tax advisors regarding the tax consequences unique to investors who are not United States persons.

## INFORMATION REPORTING AND BACKUP WITHHOLDING

Subject to certain exceptions, information reports describing interest income, including original issue discount, with respect to the Obligations will be sent to each registered holder and to the Internal Revenue Service. Payments of interest and principal may be subject to backup withholding under section 3406 of the Code if a recipient of the payments fails to furnish to the payor such owner's social security number or other taxpayer identification number ("TIN"), furnishes an incorrect TIN, or otherwise fails to establish an exemption from the backup withholding tax. Any amounts so withheld would be allowed as a credit against the recipient's federal income tax. Special rules apply to partnerships, estates and trusts, and in certain circumstances, and in respect of Non-U.S. Holders, certifications as to foreign status and other matters may be required to be provided by partners and beneficiaries thereof.

## FUTURE AND PROPOSED LEGISLATION

Tax legislation, administrative actions taken by tax authorities, or court decisions, whether at the Federal or state level, may adversely affect the tax-exempt status of interest on the Obligations under Federal or state law and could affect the market price or marketability of the Obligations. Any such proposal could limit the value of certain deductions and exclusions, including the exclusion for tax-exempt interest. The likelihood of any such proposal being enacted cannot be predicted. Prospective purchasers of the Obligations should consult their own tax advisors regarding the foregoing matters.

## CONTINUING DISCLOSURE OF INFORMATION

In each of the Ordinances, the City has made the following agreement for the benefit of the holders and beneficial owners of the respective series of Obligations. The City is required to observe each agreement while it remains obligated to advance funds to pay such Obligations. Under each agreement, the City will be obligated to provide certain updated financial information and operating data annually, and the timely notice of specified events to the Municipal Securities Rulemaking Board ("MSRB"). This information will be available free of charge from the MSRB via the Electronic Municipal Market Access ("EMMA") system at [www.emma.msrb.org](http://www.emma.msrb.org).

**ANNUAL REPORTS . . .** The City shall provide annually to the MSRB, in the electronic format prescribed by the MSRB, financial information and operating data (the "Annual Operating Report") with respect to the City of the general type included in this Official Statement under Tables numbered 1 through 5 and 7 through 14. The City will additionally provide financial statements of the City (the "Financial Statements"), that will be (i) prepared in accordance with the accounting principles described in the City's annual audited financial statements or such other accounting principles as the City may be required to employ from time to time pursuant to State law or regulation and shall be in substantially the form included in this Official Statement and (ii) audited, if the City commissions an audit of such Financial Statements and the audit is completed within the period during which they must be provided. The City will update and provide the Annual Operating Report within six months after the end of each fiscal year and the Financial Statements within 12 months of the end of each fiscal year, in each case beginning with the fiscal year ending in and after 2026. The City may provide the Financial Statements earlier, including at the time it provides its Annual Operating Report, but if the audit of such Financial Statements is not complete within 12 months after any such fiscal year end, then the City shall file unaudited Financial Statements within such 12-month period and audited Financial Statements for the applicable fiscal year, when and if the audit report on such Financial Statements becomes available.

The financial information and operating data to be provided may be set forth in full in one or more documents or may be included by specific reference to any document available to the public on the MSRB's Internet Web site or filed with the United States Securities and Exchange Commission (the "SEC"), as permitted by SEC Rule 15c2-12 (the "Rule").

The City's current fiscal year end is September 30. Accordingly, it must provide the Annual Operating Report by March 31 in each year, unless the City changes its fiscal year. If the City changes its fiscal year, it will notify the MSRB of the change.

**NOTICE OF CERTAIN EVENTS . . .** The City will also provide timely notices of certain events to the MSRB. The City will provide notice of any of the following events with respect to the Obligations to the MSRB in a timely manner (but not in excess of ten business days after the occurrence of the event): (1) principal and interest payment delinquencies; (2) non-payment related defaults, if material; (3) unscheduled draws on debt service reserves reflecting financial difficulties; (4) unscheduled draws on credit enhancements reflecting financial difficulties; (5) substitution of credit or liquidity providers, or their failure to perform; (6) adverse tax opinions, the issuance by the Internal Revenue Service of proposed or final determinations of taxability, Notices of Proposed Issue (IRS Form 5701-TEB), or other material notices or determinations with respect to the tax status of the Obligations, or other material events affecting the tax status of the Obligations; (7) modifications to rights of holders of the Obligations, if material; (8) Obligation calls, if material, and tender offers; (9) defeasances; (10) release, substitution, or sale of property securing repayment of the Obligations, if material; (11) rating changes; (12) bankruptcy, insolvency, receivership, or similar event of the City, which shall occur as described below; (13) the consummation of a merger, consolidation, or acquisition involving the City or the sale of all or substantially all of its assets, other than in the ordinary course of business, the entry into of a definitive agreement to undertake such an action or the termination of a definitive agreement relating to any such actions, other than pursuant to its terms, if material; (14) appointment of a successor or additional trustee or the change of name of a trustee, if material; (15) incurrence of a Financial Obligation, if material, or agreement to covenants, events of default, remedies, priority rights, or other similar terms of any Financial Obligation of the City, any of which affect security holders, if material; and (16) default, event of acceleration, termination event, modification of terms, or other similar events under the terms of any Financial

Obligation of the City, any of which reflect financial difficulties. In addition, the City will provide timely notice of any failure by the City to provide annual financial information in accordance with their agreement described above under "Annual Reports". For purposes of clauses (15) and (16) above, "Financial Obligation" means (i) a debt obligation, (ii) a derivative instrument entered into in connection with, or pledged as security or a source of payment for, an existing or planned debt obligation, or (iii) guarantee of (i) or (ii). The term Financial Obligation shall not include municipal securities as to which a final official statement has been provided to the MSRB consistent with the Rule.

For these purposes, any event described in (12) in the immediately preceding paragraph is considered to occur when any of the following occur: the appointment of a receiver, fiscal agent, or similar officer for the City in a proceeding under the United States Bankruptcy Code or in any other proceeding under state or federal law in which a court or governmental authority has assumed jurisdiction over substantially all of the assets or business of the City, or if such jurisdiction has been assumed by leaving the existing governing body and officials or officers in possession but subject to the supervision and orders of a court or governmental authority, or the entry of an order confirming a plan of reorganization, arrangement, or liquidation by a court or governmental authority having supervision or jurisdiction over substantially all of the assets or business of the City.

**LIMITATIONS AND AMENDMENTS . . .** The City has agreed to update information and to provide notices of specified events only as described above. The City has not agreed to provide other information that may be relevant or material to a complete presentation of its financial results of operations, condition, or prospects or agreed to update any information that is provided, except as described above. The City makes no representation or warranty concerning such information or concerning its usefulness to a decision to invest in or sell Obligations at any future date. The City disclaims any contractual or tort liability for damages resulting in whole or in part from any breach of its continuing disclosure agreement or from any statement made pursuant to its agreement, although holders of Obligations may seek a writ of mandamus to compel the City to comply with its agreement.

The City may amend its continuing disclosure agreement for either or both of the Bonds and Certificates from time to time to adapt to changed circumstances that arise from a change in legal requirements, a change in law, or a change in the identity, nature, status, or type of operations of the City, if (i) the agreement, as amended, would have permitted an underwriter to purchase or sell Bonds or Certificates, as the case may be, in the offering described herein in compliance with the Rule, taking into account any amendments or interpretations of the Rule to the date of such amendment, as well as such changed circumstances, and (ii) either (a) the holders of a majority in aggregate principal amount of the outstanding Bonds or Certificates, as the case may be, consent to the amendment or (b) any person unaffiliated with the City (such as nationally recognized bond counsel) determines that the amendment will not materially impair the interests of the holders and beneficial owners of the Bonds or Certificates, as the case may be. The City may also amend or repeal the provisions of this continuing disclosure agreement if the SEC amends or repeals the applicable provisions of the Rule or a court of final jurisdiction enters judgment that such provisions of the Rule are invalid, but only if and to the extent that the provisions of this sentence would not prevent an underwriter from lawfully purchasing or selling Obligations in the primary offering of the Obligations. If the City so amends the agreement, it has agreed to include with the next financial information and operating data provided in accordance with its agreement described above under "Annual Reports" an explanation, in narrative form, of the reasons for the amendment and of the impact of any change in the type of financial information and operating data so provided.

**COMPLIANCE WITH PRIOR UNDERTAKINGS . . .** During the last five years, the City believes it has complied in all material respects with all continuing disclosure agreements made by it in accordance with SEC Rule 15c2-12.

## **OTHER INFORMATION**

### **RATINGS**

The Obligations and the presently outstanding tax supported debt of the City are rated "AA+" by Fitch and "AA+" by S&P. An explanation of the significance of such ratings may be obtained from the company furnishing the rating. The ratings reflect only the respective views of such organizations and the City makes no representation as to the appropriateness of the ratings. There is no assurance that such ratings will continue for any given period of time or that they will not be revised downward or withdrawn entirely by either or both of such rating companies, if in the judgment of either or both companies, circumstances so warrant. Any such downward revision or withdrawal of such ratings, or either of them, may have an adverse effect on the market price of the Obligations.

### **LITIGATION**

Various claims and lawsuits are pending against the City. In accordance with GAAP, those judgments considered "probable" are accrued, while those claims and judgments considered "reasonably possible" are disclosed but not accrued. In the opinion of City management and legal counsel, the maximum amount of all significant claims considered reasonably possible, excluding condemnation proceedings is approximately \$500,000 as of September 30, 2025. Potential losses after insurance coverage on all probable claims and lawsuits will not have a material effect on the City's financial position as of September 30, 2025., see Appendix B, Notes to Basic Financial Statements G., page 86.

At the time of the initial delivery of the Obligations, the City will provide the Initial Purchasers with a certificate to the effect that, except as disclosed herein, no litigation of any nature has been filed or is then pending challenging the issuance of the Obligations or that affects the payment and security of the Obligations or in any other manner questioning the issuance, sale or delivery of the Obligations.

#### **REGISTRATION AND QUALIFICATION OF OBLIGATIONS FOR SALE**

The sale of the Obligations has not been registered under the Federal Securities Act of 1933, as amended, in reliance upon the exemption provided thereunder by Section 3(a)(2); and the Obligations have not been qualified under the Securities Act of Texas in reliance upon various exemptions contained therein; nor have the Bonds or Certificates been qualified under the securities acts of any jurisdiction. The City assumes no responsibility for qualification of the Bonds or Certificates under the securities laws of any jurisdiction in which the Obligations may be sold, assigned, pledged, hypothecated or otherwise transferred. This disclaimer of responsibility for qualification for sale or other disposition of the Obligations shall not be construed as an interpretation of any kind with regard to the availability of any exemption from securities registration provisions.

#### **LEGAL INVESTMENTS AND ELIGIBILITY TO SECURE PUBLIC FUNDS IN TEXAS**

**The Obligations.** Section 1201.041 of the Public Security Procedures Act (Chapter 1201, Texas Government Code) provides that the Obligations are negotiable instruments, investment securities governed by Chapter 8, Texas Business and Commerce Code, and are legal and authorized investments for insurance companies, fiduciaries, and trustees, and for the sinking funds of municipalities or other political subdivisions or public agencies of the State of Texas. In addition, various provisions of the Texas Finance Code provide that, subject to a prudent investor standard, the Obligations are legal investments for state banks, savings banks, trust companies with at least \$1 million of capital, and savings and loan associations.

**The Certificates.** Section 271.051, Texas Local Government Code, provides that the Certificates are legal and authorized investments for banks, savings banks, trust companies, savings and loan associations, insurance companies, fiduciaries, trustees and guardians, and for the sinking funds of municipalities, school districts, and other political subdivisions or public agencies of the State of Texas. The Certificates are eligible to secure deposits of any public funds of the State, municipalities, school districts, and other political subdivisions of the State, and are legal security for those deposits to the extent of their market value.

**General Considerations.** For political subdivisions in Texas that have adopted investment policies and guidelines in accordance with the Public Funds Investment Act (Texas Government Code, Chapter 2256), the Obligations may have to be assigned a rating of at least "A" or its equivalent as to investment quality by a national rating agency before such obligations are eligible investments for sinking funds and other public funds. The City has made no investigation of other laws, rules, regulations, or investment criteria which might apply to such institutions or entities or which might limit the suitability of the Obligations for any of the foregoing purposes or limit the authority of such institutions or entities to purchase or invest in the Obligations for such purposes. The City has made no review of laws in other states to determine whether the Obligations are legal investments for various institutions in those states.

#### **LEGAL OPINIONS AND NO-LITIGATION CERTIFICATE**

The City will furnish a complete transcript of proceedings had incident to the authorization and issuance of the Bonds and of the Certificates, including the unqualified approving legal opinions of the Attorney General of Texas approving the Initial Bond and the Initial Certificate and to the effect that the Bonds and the Certificates are valid and legally binding obligations of the City, and based upon examination of such transcript of proceedings, the approving legal opinions of Bond Counsel, to like effect and to the effect that the interest on the Bonds and the Certificates will be excludable from gross income for federal income tax purposes under Section 103(a) of the Code, subject to the matters described under "Tax Matters" herein. The customary closing papers, including a certificate to the effect that no litigation of any nature has been filed or is then pending to restrain the issuance and delivery of the Obligations, or which would affect the provision made for their payment or security or in any manner questioning the validity of said Obligations will also be furnished. Though it represents the Municipal Advisor and purchasers of debt from governmental issuers from time to time in matters unrelated to the issuance of the Obligations, Bond Counsel has been engaged by and only represents the City in connection with the issuance of the Obligations. Bond Counsel was not requested to participate, and did not take part, in the preparation of the Notice of Sale and Bidding Instructions, the Official Bid Form and the Official Statement, and such firm has not assumed any responsibility with respect thereto or undertaken independently to verify any of the information contained therein, except that, in its capacity as Bond Counsel, such firm has reviewed the information describing the Obligations in the Official Statement to verify that such description conforms to the provisions of the Bond Ordinance and the Certificate Ordinance. The legal fee to be paid Bond Counsel for services rendered in connection with the issuance of the Obligations is contingent on the sale and delivery of the Obligations. The legal opinion will accompany the Obligations deposited with DTC or will be printed on the Obligations in the event of the discontinuance of the Book-Entry-Only System.

The legal opinions to be delivered concurrently with the delivery of the Obligations express the professional judgment of the attorneys rendering the opinions as to the legal issues explicitly addressed therein. In rendering a legal opinion, the attorney does not become an insurer or guarantor of that expression of professional judgment, of the transaction opined upon, or of the future performance of the parties to the transaction. Nor does the rendering of an opinion guarantee the outcome of any legal dispute that may arise out of the transaction.

#### **AUTHENTICITY OF FINANCIAL DATA AND OTHER INFORMATION**

The financial data and other information contained herein have been obtained from City records, audited financial statements, and other sources which are believed to be reliable. There is no guarantee that any of the assumptions or estimates contained herein will be realized. All of the summaries of the statutes, documents, and ordinances contained in this Official Statement are made subject to all of the provisions of such statutes, documents, and ordinances. These summaries do not purport to be complete statements of such provisions and reference is made to such documents for further information. Reference is made to original documents in all respects.

#### **MUNICIPAL ADVISOR**

Hilltop Securities Inc., ("HilltopSecurities") is employed as Municipal Advisor to the City in connection with the issuance of the Obligations. The Municipal Advisor's fee for services rendered with respect to the sale of the Obligations is contingent upon the issuance and delivery of the Obligations. HilltopSecurities, in its capacity as Municipal Advisor, has relied on the opinion of Bond Counsel and has not verified and does not assume any responsibility for the information, covenants, and representations contained in any of the legal documents with respect to the federal income tax status of the Obligations, or the possible impact of any present, pending, or future actions taken by any legislative or judicial bodies.

The Municipal Advisor to the City has provided the following sentence for inclusion in this Official Statement. The Municipal Advisor has reviewed the information in this Official Statement in accordance with, and as part of, its responsibilities to the City and, as applicable, to investors under the federal securities laws as applied to the facts and circumstances of this transaction, but the Municipal Advisor does not guarantee the accuracy or completeness of such information.

#### **INITIAL PURCHASER OF THE CERTIFICATES**

After requesting competitive bids for the Certificates, the City accepted the bid of \_\_\_\_\_ (the "Initial Purchaser of the Certificates") to purchase the Certificates at the interest rates shown on page 2 of the Official Statement at a price of par plus a cash premium of \$\_\_\_\_\_. The Initial Purchaser of the Certificates can give no assurance that any trading market will be developed for the Certificates after their sale by the City to the Initial Purchaser of the Certificates. The City has no control over the price at which the Certificates are subsequently sold and the initial yield at which the Certificates will be priced and reoffered will be established by and will be the sole responsibility of the Initial Purchaser of the Certificates.

#### **INITIAL PURCHASER OF THE BONDS**

After requesting competitive bids for the Bonds, the City accepted the bid of \_\_\_\_\_ (the "Initial Purchaser of the Bonds") to purchase the Bonds at the interest rates shown on page 4 of the Official Statement at a price of par plus a cash premium of \$\_\_\_\_\_. The Initial Purchaser of the Bonds can give no assurance that any trading market will be developed for the Bonds after their sale by the City to the Initial Purchaser of the Bonds. The City has no control over the price at which the Bonds are subsequently sold and the initial yield at which the Bonds will be priced and reoffered will be established by and will be the sole responsibility of the Initial Purchaser of the Bonds.

The Initial Purchaser of the Bonds and the Initial Purchaser of the Certificates are herein collectively referred to as the "Initial Purchasers".

#### **CERTIFICATION OF THE OFFICIAL STATEMENT**

At the time of payment for and delivery of the Obligations, the City will furnish to the Initial Purchasers a certificate, executed by a proper City officer, acting in such officer's official capacity, to the effect that to the best of such officer's knowledge and belief: (a) the descriptions and statements of or pertaining to the City contained in the Official Statement, and any addenda, supplement, or amendment thereto, on the date of the Official Statement, on the date of sale of the Obligations, and the acceptance of the best bid therefor, and on the date of the delivery, were and are true and correct in all material respects; (b) insofar as the City and its affairs, including its financial affairs, are concerned, the Official Statement did not and does not contain an untrue statement of a material fact or omit to state a material fact required to be stated therein or necessary to make the statements therein, in light of the circumstances under which they were made, not misleading; (c) insofar as the descriptions and statements, including financial data, of or pertaining to entities, other than the City, and their activities contained in the Official Statement are concerned, such statements and data have been obtained from sources which the City believes to be reliable and the City has no reason to believe that they are untrue in any material respect; and (d) there has been no material adverse change in the financial condition of the City since the date of the last audited financial statements of the City.

## CYBERSECURITY

The unauthorized access, use, disclosure, disruption, modification, or destruction of the City's information or information systems could negatively impact the operations of the City and its ability to provide services to its citizens. The City uses a risk-based approach, least privileged access where possible, and "best practices" to protect the confidentiality, integrity and availability of the information and information systems that it is entrusted with. Employees are required to take annual security training which is re-enforced with continuous phishing email tests. The City uses the NIST-CSF framework to assure compliance with multiple standards, regulations, and other obligations. In addition, to help protect the City against claims and expenses due to a cybersecurity incident, the City maintains cyber insurance.

## FORWARD LOOKING STATEMENTS DISCLAIMER

The statements contained in this Official Statement, and in any other information provided by the City, that are not purely historical, are forward-looking statements, including statements regarding the City's expectations, hopes, intentions, or strategies regarding the future. Readers should not place undue reliance on forward-looking statements. All forward-looking statements included in this Official Statement are based on information available to the City on the date hereof, and the City assumes no obligation to update any such forward-looking statements. The City's actual results could differ materially from those discussed in such forward-looking statements.

The forward-looking statements included herein are necessarily based on various assumptions and estimates and are inherently subject to various risks and uncertainties, including risks and uncertainties relating to the possible invalidity of the underlying assumptions and estimates and possible changes or developments in social, economic, business, industry, market, legal, and regulatory circumstances and conditions and actions taken or omitted to be taken by third parties, including customers, suppliers, business partners and competitors, and legislative, judicial, and other governmental authorities and officials. Assumptions related to the foregoing involve judgments with respect to, among other things, future economic, competitive, and market conditions and future business decisions, all of which are difficult or impossible to predict accurately and many of which are beyond the control of the City. Any of such assumptions could be inaccurate and, therefore, there can be no assurance that the forward-looking statements included in this Official Statement will prove to be accurate.

## LINKS TO WEBSITES

The City has provided links to websites in this Official Statement to allow investors independent access to information or expertise that may be of value. INFORMATION ON SUCH WEBSITES IS NOT INCORPORATED INTO THIS OFFICIAL STATEMENT BY REFERENCE OR OTHERWISE. The inclusion of any links does not imply a recommendation or endorsement of the information or views expressed within a website. The City has not participated in the preparation, compilation or selection of information or views in any website referenced in this Official Statement, and assumes no responsibility or liability for the information or views, or accuracy or completeness thereof, in any website referenced herein.

## MISCELLANEOUS

The Ordinances authorizing the issuance of the Obligations will approve the form and content of this Official Statement, and any addenda, supplement or amendment thereto, and will authorize its further use in the reoffering of the Obligations by the Initial Purchasers.

---

PRICING OFFICER  
City of Denton, Texas

## SCHEDULE OF REFUNDED OBLIGATIONS\*

## Certificates of Obligation, Series 2016

<u>Original Dated Date</u>	<u>Maturity Date</u>	<u>Interest Rate</u>	<u>Principal Amount Outstanding</u>	<u>Principal Amount Refunded</u>	<u>CUSIPs</u>
6/1/2016	2/15/2028	5.000%	\$ 2,465,000	\$ 2,465,000	248866K79
	2/15/2029	5.000%	2,595,000	2,595,000	248866K87
	2/15/2030	5.000%	2,720,000	2,720,000	248866K95
	2/15/2031	5.000%	2,860,000	2,860,000	248866L29
	2/15/2032	5.000%	3,010,000	3,010,000	248866L37
	2/15/2033	5.000%	3,170,000	3,170,000	248866L45
	2/15/2042 <sup>(1)</sup>	5.000%	2,530,000	2,530,000	248866M69
	2/15/2043 <sup>(1)</sup>	5.000%	2,660,000	2,660,000	248866M69
			<u>\$22,010,000</u>	<u>\$ 22,010,000</u>	

The 2028-2033 and 2042-2043 maturities will be redeemed prior to original maturity on August 21, 2026\* at par.  
(1) Represents mandatory sinking fund redemption amount of a term bond with a stated maturity of February 15, 2043.

\* Preliminary, subject to change.

DRAFT

**THIS PAGE LEFT BLANK INTENTIONALLY**

**APPENDIX A**

GENERAL INFORMATION REGARDING THE CITY

DRAFT

DRAFT

**THIS PAGE LEFT BLANK INTENTIONALLY**



## Finance Department

215 E. McKinney St., Denton, TX 76201 • (940) 349-8244

March 17, 2026

The Honorable Mayor, Members of the City Council and Citizens  
City of Denton  
Denton, Texas

It is with great pleasure that we present to you a copy of the Annual Comprehensive Financial Report (ACFR) of the City of Denton (the City) for the fiscal year ended September 30, 2025. The purpose of the report is to provide the City Council, management, citizens, and other interested parties with detailed information concerning the City's financial condition.

### THE REPORT

The Texas Local Government Code (§ 103.001) requires an annual audit for municipalities. In addition, the City Charter (Section 2.13) requires a Certified Public Accountant who, as of the end of the fiscal year, shall make an "independent audit of accounts" and prepare a report to the City Council and the City Manager. This document fulfills the above-mentioned requirements, and the independent auditor's opinion is included in the report for the fiscal year ended September 30, 2025.

The ACFR is presented in three main sections: Introductory, Financial, and Statistical. The Introductory Section includes this transmittal letter, the City's organizational chart, and a list of principal officials. The Financial Section includes the Management's Discussion and Analysis (MD&A), Basic Financial Statements, Required Supplementary Information, Combining and Individual Fund Financial Statements, along with the independent auditors' report. The Statistical Section and Other Supplementary Information include selected financial and demographic information, generally presented on a multi-year basis.

The responsibility for both the accuracy of the presented information and the completeness and fairness of the presentation of the data, including all disclosures, rests with the City, and is based upon a comprehensive framework of internal control established for this purpose. Because the cost of internal control should not exceed anticipated benefits, the objective is to provide reasonable, rather than absolute, assurance the financial statements are free of any material misstatements. To the best of our knowledge and belief, the enclosed data is accurate in all material respects and is reported in a manner designed to fairly present the results of our operations in each of the various funds reported by the City. All disclosures necessary to enable the reader to gain an understanding of the City's financial activities have been included.

The accounting firm of Weaver and Tidwell, L.L.P. has issued an unmodified opinion on the City of Denton's financial statements for the period ended September 30, 2025. As a recipient of federal and state grant awards, a separate audit is prepared to meet the requirements of the Single Audit Act Amendments of 1996 and related Uniform Guidance. As a part of the City's single audit, tests are conducted to determine that the City has complied with applicable laws and regulations related to federal awards.

Management's Discussion and Analysis (MD&A) immediately follows the independent auditors' report and provides a narrative introduction, overview, and analysis of the basic financial statements. The MD&A complements this letter of transmittal and should be read in conjunction with it.

### CITY OF DENTON PROFILE

Denton distinguishes itself from other cities in North Texas through its vibrant arts and culture scene, robust university partnerships, dynamic community collaborations, and commitment to 100% renewable energy. Originally incorporated on September 26, 1866, Denton has evolved from a serene college town on the outskirts of the Dallas-Fort Worth metroplex into one of the fastest-growing cities in the United States, with a current

### OUR CORE VALUES

Inclusion • Collaboration • Quality Service • Strategic Focus • Fiscal Responsibility

population of approximately 158,933. This figure is projected to reach 229,192 by 2040, according to U.S. Census Bureau forecasts. Denton combines a reverence for its history with an eagerness to innovate. The City of Denton is in the northern portion of the Dallas/Fort Worth Consolidated Metropolitan Statistical Area (CMSA). The City is a part of the Dallas/Fort Worth Metroplex and is situated at the apex of a triangle based by Dallas (37 miles to the southeast) and Fort Worth (35 miles to the southwest) providing excellent access to and from all parts of the area. The heart of the city's urban core is anchored by a vibrant cultural arts district within Downtown Denton as well as three university campuses. The community is also recognized for its commitment to sustainability and environmental stewardship, in addition to its focus on health and wellness, highlighted by over 5,000 acres of parkland, more than 60 hiking trails, and numerous recreational facilities.

### **CITY SERVICES AND ORGANIZATION OF THE GOVERNMENT**

The City is a home rule city and operates under the Council-Manager form of government. The elected seven-member council consists of a Mayor and six Council Members. The Mayor and two Council Members are elected at large, while the remaining representatives are elected from single member districts. The City Council enacts local laws, determines policy, and adopts the annual budget, and the City Manager is the chief executive officer for the City.

The City provides a full range of general government services to its citizens including public safety (police and fire protection); public works (construction and maintenance of highways, streets, and infrastructure); parks and recreation; library; planning and zoning; economic development; and general administrative services. The City's enterprise fund operations consist of a utility system, solid waste, and airport operations. The City's utility system provides electric, water, and wastewater services.

The internal service operations consist of Materials Management, Fleet Services, Risk Retention, Health Insurance, Engineering Services, Technology Services, Customer Service, Facilities, and Environmental Services funds. The Materials Management Fund accounts for the financing of Warehouse and Purchasing services which are provided to other City departments. The Fleet Services Fund accounts for the financing of goods and services provided by the municipal garage to other departments within the City. The Risk Retention Fund accounts for the accumulation of resources for the payment of workers' compensation, general liability claims, and insurance policies. The Health Insurance Fund accounts for administration of the self-insurance program for health coverage in the City. The Engineering Services Fund accounts for the provision of internal engineering services to various City operations and capital projects. The Technology Services Fund provides support for the various information and computer systems within the City. The Customer Service Fund accounts for the financing of customer service activities provided to the residents and businesses of the City on behalf of other departments within the City. The Facilities Management Fund is responsible for maintaining all city-owned facilities and vertical construction projects. The Environmental Services Fund accounts for the consolidated environmental-related services provided across the City. The financial statements presented include all government activities, organizations, and functions for which the City is financially accountable as defined by the Governmental Accounting Standards Board (GASB).

### **LOCAL ECONOMY**

As the Dallas Ft. Worth Metroplex continues to grow, the City of Denton is seeing increased growth. In Fiscal year 2024-25, the City continued to see an increase in development and economic activity, resulting in strong property tax collection, sales tax collection, and an increase in return on investment (ROI) revenue from city utilities. Greater than one-third of the total General Fund revenue is generated from property taxes, also referred to as ad valorem taxes. As shown below, the 2025 certified value increased by 7.10%, approximately, or \$1,509,020,092 (excluding TIRZ) from the 2024 certified value. Analysis of the increase shows there was approximately \$623.3 million in new value added to the appraisal roll due to new growth and construction.

Below is a chart with a detailed breakdown of certified values:

	Tax Year 2024 Certified Total AV	Tax Year 2025 Certified Total AV	Increase (Decrease)	Percent Change	New Value
<b>General Government</b>	<b>\$21,246,581,740</b>	<b>\$22,755,601,832</b>	<b>\$1,509,020,092</b>	<b>7.10%</b>	<b>\$599,600,902</b>
<b>Downtown TIRZ <sup>1</sup></b>	<b>\$136,240,592</b>	<b>\$172,838,244</b>	<b>\$36,597,652</b>	<b>26.86%</b>	<b>\$23,677,508</b>
<b>Westpark TIRZ <sup>2</sup></b>	<b>\$165,462,701</b>	<b>\$179,489,315</b>	<b>\$14,026,614</b>	<b>8.48%</b>	<b>\$ -</b>
<b>Total:</b>	<b>\$21,548,285,033</b>	<b>\$23,107,929,391</b>	<b>\$1,559,644,358</b>	<b>7.24%</b>	<b>\$623,278,410</b>

<sup>1</sup> Downtown TIRZ - Reflects 90% of incremental value through FY 2039 per Ordinance No. 2010-316.

<sup>2</sup> Westpark TIRZ - Reflects 40% of incremental value through FY 2037 per Ordinance No. 2013-033.

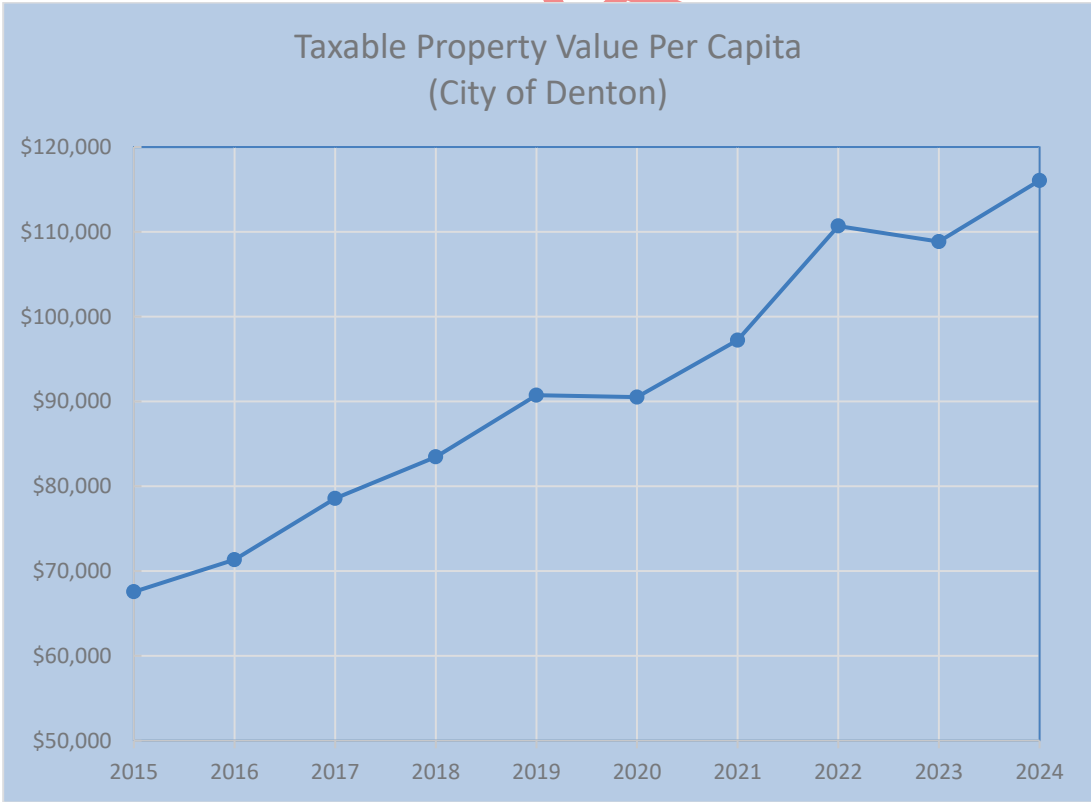
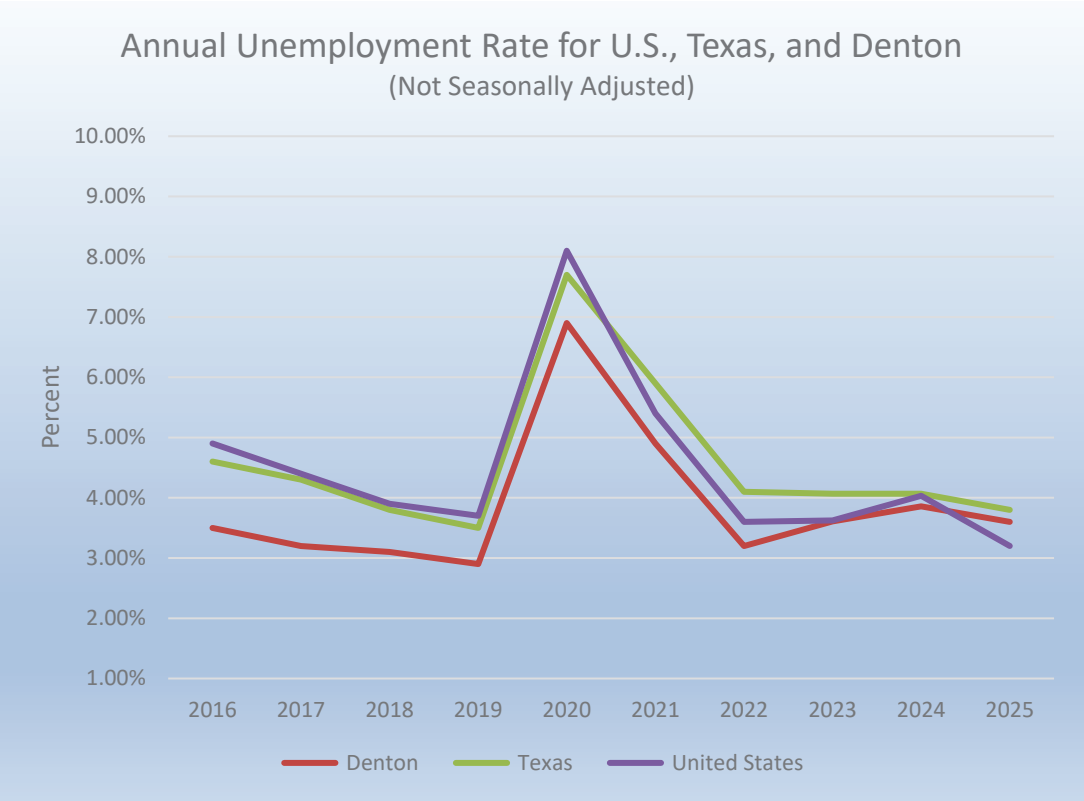
Sales tax represents approximately 28.71% of overall revenue in the General Fund, sales tax is a significant revenue source that is dependent upon a variety of economic factors. For FY 2024-25, total sales tax revenues equaled \$58,972,691 which is \$1,897,849 or 3.33%, more than the prior year collections of \$57,074,842. The budgeted FY 2025-26 collections total \$62,944,986 which is 6.74% above the FY 2024-25 actual collection. The chart below illustrates collections over the prior twelve-year period with an estimate of collection in FY 2025-26.



On a budgetary basis, the General Fund received \$201.5 million in revenue and incurred \$200.7 million in expenses resulting in an increase in fund balance of \$0.8 million.

The City of Denton’s not seasonally adjusted annual unemployment average rate remains on par with state & national levels at an average of 4.3 percent in FY 2024-25 which has slightly increased compared to 4.0 percent average in FY 2023-24. The City of Denton issued 2,187 residential, commercial, multi-family building permits for FY 2024-25, with an estimated value of \$1.2 billion (excluding City buildings, County buildings, schools, and churches). This compares to a total of 1,893 issued for FY 2023-24 with an estimated value of \$1.4 billion. The overall permit numbers increased, primarily in single family residential housing.

The following two charts highlight the strength of the local economy over the last ten years by displaying the City of Denton’s unemployment rate compared to Texas and the United States and the taxable property values per capita in the City of Denton.



<https://data.bls.gov/timeseries/LNS14000000>  
<https://texaslmi.com/>  
Accessed 3-2-26

In fiscal year 2024-25, the Rayzor Ranch mixed-use development in Denton experienced significant growth, enhancing both its residential and commercial offerings.

The Rayzor Ranch mixed-use development is located on both the north and south sides of US Highway 380 in Denton. Rayzor Ranch Marketplace, on the north side of the development, has constructed over 500,000 square feet of retail and commercial space. Sam’s Club and Wal-Mart anchor the development that includes a Home Depot, as a recent addition. The Town Center also includes the Embassy Suites Hotel and Convention Center. In addition, a new 300-unit multifamily project, the Village at Rayzor Ranch, opened in late 2019. In 2021, the Residences at Rayzor Ranch opened. This is a 40-acre site that includes 215 three- and four-bedroom town homes as well as 65 single-family homes. Teriyaki Madness, First Watch, Nation’s Giant Hamburger and Great Pies are new restaurant tenants at the Town Center. Recent developments include Esmse Nail Spa, Smile Dental and a 148,000 square foot and \$22.7 million Target store.

### **Residential Developments:**

#### **Landmark**

- Landmark, by developer, Hillwood (a Perot Company), is a master planned 3,200 acre residential and commercial development in Southern Denton. At full build-out, the development will have over 6,000 homes and 5 million square feet of commercial, entertainment and office space. The first phase will include 747 home sites from 9 area builders, 250,000 square feet of commercial development, and 600 multifamily units. The first model homes are anticipated to open in 2026.

#### **Bloomfield Homes:**

- A market leading homebuilder focused primarily in the Dallas–Fort Worth metroplex, Bloomfield Homes, is currently constructing 248 new homes in two communities (Country Lakes and Glenwood Meadows) in the City of Denton.

#### **First Texas Homes:**

- First Texas Homes has planned a total of 151 homes for the Parkside Community, contributing to the City's residential growth and expanding the housing inventory in the Denton area.

#### **Resia Rayzor Ranch:**

- This 433-unit apartment community officially opened in December 2024, offering one-, two-, and three-bedroom apartments with modern amenities such as stainless-steel appliances, in-unit washers and dryers, and granite countertops. Residents can also enjoy a 24-hour fitness center, swimming pool, basketball court, and a forthcoming pickleball court.

#### **Altera Rayzor Ranch:**

- In October 2024, Wood Partners broke ground on a 192-unit multifamily community within Rayzor Ranch. This development will feature one-, two-, and three-bedroom layouts, with amenities including a resort-style pool, modern fitness facility, outdoor socializing spaces, and coworking areas.

### **Commercial Developments:**

#### **H-E-B:**

- Two H-E-B stores are planned for Denton. One store will be located on a 20- acre site at the Hillwood Landmark development and the other is slated for a location on University and Bonnie Brae. The latter will include a 119,000 square foot store which is scheduled to start construction in Spring of 2026. The Hillwood Landmark location is anticipated to open early in 2027.

**Target Store:**

- A new 148,000-square-foot Target store, representing a \$22.7 million investment, was completed within Rayzor Ranch. This addition will further enhance the retail offerings available to residents and visitors.

During the fiscal year 2024-25, Denton experienced significant retail and industrial development, enhancing its economic landscape:

**International House of Pancakes (IHOP):**

- In September 2025, the International House of Pancakes opened in one of the outparcels in front of the Buc-ee's Travel Center.

**Exeter Property Group:**

- Constructed three industrial buildings at the northeast corner of Western Boulevard and Jim Christal Road, measuring 324,000, 421,000, and 1,076,000 square feet.

**Enginetech:**

- A global plastic injection manufacturer based in India, selected Denton for their North America Headquarters. The Denton location will provide parts to PACCAR (Peterbilt and Kenworth) in Canada, Denton, and Mexico. The company designs, tests, and manufactures their parts and holds patents on the parts and technology. The technology is so unique that they will be the only injection molding manufacturer of engine parts in Texas based on their NAICS codes. The company will create 133 high-paying and knowledge-based jobs over five years, making them a top 20 employer in Denton.

**Panel Rey/PR Gypsum:**

- The first manufacturing expansion in the United States for a company that produces joint compound used in the construction of residential and commercial projects. Panel Rey is seeking to purchase an existing 60,000 square foot building at 3651 Shelby Lane in Denton as Phase I of their U.S. expansion. The company's planned investment in the building, machinery, and equipment will be approximately \$15 million. The project involves plans to create 20 jobs with a weighted salary of \$72,733.

**Mayday Manufacturing Company:**

- Mayday currently maintains a manufacturing facility in Denton and employs approximately 400. Mayday plans to expand its existing facility and estimates that its investment in the building, machinery, and equipment will generate \$14.5 million in new capital investment. The project involves plans to create 50 new jobs with an average salary of \$54,020.

**Lotte Global Logistics:**

- Opened an automated distribution and warehouse facility for wellness products comprising 232,000 SF at I-35 Convergence, which was unoccupied for two years. The company hired an estimated 85 employees.

**Novartis**

- A Swiss pharmaceutical corporation formed in 1996, Novartis, has selected Denton for an expansion of its radiopharmaceutical manufacturing operations. The company is the eighth largest pharmaceutical company in the world by revenue, selling products in 118 countries. Novartis is considering the purchase of an existing three-building site on 20 acres at 2101 Shady Oaks in Denton for advanced isotope production and radiopharmaceutical drug product manufacturing. The Novartis Denton site would produce pharmaceuticals for radioligand therapy (RLT), a cancer treatment, targeting prostate and advanced gastroenteropancreatic

cancer. The facility will undergo significant rehabilitation projects including environmental remediation and renovations of approximately 40,000 square feet to suit the manufacturing process. The company estimates that the investment in building, machinery, equipment, and improvements to the land will be about \$280 million. The project involves plans to create 150 jobs with an average salary of greater than \$124,000.

**Holt Lunsford Commercial Investments:**

- Secured \$32.7 million in August 2024 for the development of Denton Point III, IV, and V, totaling 451,856 square feet at 670-710 Masch Branch Road. A groundbreaking was held this year for the Class A warehouse space.

**EastGroup Properties:**

- Initiated construction of Denton Exchange 35 Industrial Facility in Q2 2024, comprising two Class A industrial buildings totaling approximately 243,859 square feet, with completion anticipated by Q4 2025.

**Southwire Company:**

- Announced a 100,000-square-foot expansion of its Denton facility, investing \$85.4 million over three years, with an expected valuation increase of over \$69 million and the creation of 95 new jobs in 2024

**Ironwood Realty Partners and Scannell Properties:**

- Partnered on Denton Crossing @ I-35, a project encompassing approximately 1.2 million square feet of industrial speculative space along Western Boulevard. Buildings 1 and 2, totaling nearly 700,000 square feet, have been completed, with Buildings 3 and 4 adding 398,000 and 127,000 square feet, respectively.

The City of Denton uses various economic development tools including financial districts to improve and enhance infrastructure and encourage private investment in specific areas of the City. These development districts support development and revitalization and are commonly known as public improvement districts, tax increment reinvestment zones, or municipal management districts.

Denton currently has two active development districts:

- Tax Increment Reinvestment Zone Number One (Downtown TIRZ)
- Tax Increment Reinvestment Zone Number Two (Westpark TIRZ)

In the Downtown TIRZ area, the following projects are underway:

**Fine Arts Theater:**

- The Denton City Council approved a \$1.6 million economic development agreement to help with renovations and redevelopment at the Fine Arts Theater of Denton. The Theatre will be a multi-use facility for live performances, movies, special festivals, concerts, and private rentals. The 9,900-square-foot theater has been part of downtown since 1877, when it opened as an opera house, then became part of the Texas movie theater chain in 1935 and then the Fine Arts Theater in 1957. The theater is expected to open in August 2026.

**The Plot Twist:**

- New romance novel Book Bar, opened in Downtown Denton on January 19, 2025. The business received a \$35,000 Downtown Reinvestment Grant for utility upgrades, interior/code improvements, and new signs.

Several projects are currently underway in the Westpark Tax Increment Reinvestment Zone (TIRZ).

**Westpark Industrial:**

- A 16-acre parcel, at 251 N Western Boulevard, will include two speculative buildings at just over 100,000 square feet each.

**Turcott Development:**

- A 31,363 square foot building is planned for a single-tenant LEED certified training center that will be comprised of 45% office and 55% warehouse use, located at Jim Christal Road and Western Boulevard.

**United States Cold Storage (USCS):**

- USCS currently maintains a cold storage facility in Westpark TIRZ and currently employs 148 with an average salary of \$53,053. The company plans on adding on a second phase to its existing refrigerated warehouse facility and estimate that their investment in new buildings, machinery, and equipment will create approximately \$35 million in new ad valorem value in Denton. The project involves plans to create 172 jobs with a weighted average salary of \$57,164.

During the fiscal year 2024-25, Denton experienced notable advancements in its tech and entrepreneurial sectors, significantly bolstered by initiatives from Stoke Denton and Texas Woman's University's (TWU) Center for Women Entrepreneurs (CWE). Hickory and Rail Ventures LLC renewed the lease on Suite 128, which included a 2,725 square foot expansion.

**AccelerateHER Program:**

- In collaboration with TWU's CWE, Stoke Denton concluded the fifth cohort of the AccelerateHER program in 2020. This incubator supports women entrepreneurs by providing resources and education to fast-track their startups into scalable businesses. Thirty-four women have completed the weekly workshops and one-on-one mentorship sessions over five months. The program culminated in a virtual showcase, allowing each entrepreneur to present their business and growth strategies. Alumni meetups were started this year and will be held on a quarterly basis.

**FlintConf 2025:**

- In May 2025, Stoke Denton hosted FlintConf, Denton's annual startup conference aimed at empowering the local economy, entrepreneurs, and creatives. The event featured six speaker sessions, one workshop and two networking opportunities, attracting a diverse group of over 84 attendees and fostering collaboration within the entrepreneurial community.

**Global Entrepreneurship Week (GEW) 2024:**

- From November 18-24, 2024, Stoke Denton celebrated GEW by organizing multiple events to support and inspire local entrepreneurs. The lineup included a virtual Coffee + Convo session with Anita O'Neal, CPA, CFA; a Big Ideas Creative Mixer at Denton County Brewing Company; and the Denton Pitch Competition and Lunch and learn with Sky McClure, Improve Google Ads. These events collectively enhanced community engagement and provided valuable resources for business development with over 175 attendees throughout the week

**Denton Pitch Competition:**

- As part of GEW 2024, the Denton Pitch Competition offered local entrepreneurs a platform to present their business ideas to potential investors and partners. The event featured ten businesses pitching their concepts, with a total of 40 entrepreneurs participating in the accompanying Entrepreneur Expo. This initiative awarded \$30,000 to Denton businesses, of

which, 80% were women entrepreneurs, fostering business growth and innovation within the community.

**Coffee + Convo Sessions:**

- Throughout the fiscal year, Stoke Denton hosted monthly “Coffee + Convo” sessions with Shay Nuckles, from Uptown Discovery Group, Madison Newman, branding expert, and Juli James, designer and innovator. These informal gatherings facilitated discussions on various business topics, allowing entrepreneurs to share experiences, seek advice, and build networks within the local startup ecosystem.

These developments reflect Denton’s robust industrial growth during the 2024-25 fiscal years, contributing to economic expansion and job creation.

## FINANCIAL INFORMATION AND FINANCIAL POLICY

The City’s financial direction begins with the City’s Charter, which is the basis for all financial policies the City implements. The City maintains financial policies for general operations, which include policies for financial management and fund balances, budget compliance, debt issuance and management, accounts payable, water service, and purchasing, among others.

The City’s accounting records for general governmental operations are maintained on a modified accrual basis, with revenues being recorded when available and measurable, and expenditures being recorded when the liability is incurred. Proprietary (which includes Internal Service Funds) operations are maintained on the full accrual basis.

The City’s Annual Operating Budget is proposed by the City Manager and approved by the City Council following public discussion. The City’s Charter requires adoption of the City’s budget no later than September 30th. The budget structure is organized by funds. Normally, funds are segregated for the purpose of carrying on specific activities or attaining certain objectives in accordance with special regulations, restrictions, or limitations. The two types of funds utilized in the budget are Governmental and Proprietary (which includes Internal Service Funds). Budgetary control is maintained at the fund level by the Finance Department.

All legally required funds are budgeted annually by type, as follows:

- Governmental Funds
  - General Fund
  - General Debt Service Fund
  - Street Improvement Fund
  - Tourist and Convention Fund
  - Police Confiscation Fund
  - Catalyst Fund (formerly the Economic Development Investment Fund)
  - Parks Gas Well Fund
  - Roadway Impact Fee Fund
  - Tree Mitigation Fund
  - Public Education Government (PEG) Fund
  - McKenna Trust Fund
  - Park Land Dedication and Development Trust Fund
  - Downtown Tax Increment Reinvestment Zone (TIRZ) Fund
  - Westpark Tax Increment Reinvestment Zone (TIRZ) Fund
  - Sustainability Framework Fund
  - Other Miscellaneous Special Revenue Funds
- Proprietary Funds
  - Electric Fund
  - Water Fund
  - Wastewater Fund

- Solid Waste Fund
- Airport Fund
- Internal Service Funds
  - Customer Service Fund
  - Engineering Services Fund
  - Environmental Services Fund
  - Facilities Management
  - Fleet Management Fund
  - Health Insurance Fund
  - Materials Management Fund
  - Risk Retention Fund
  - Technology Services Fund

### **LONG-TERM FINANCIAL PLANNING**

In conjunction with this document, interested parties are encouraged to read the City of Denton’s FY 2025-26 Annual Budget document. This document details the City’s strategic plan, long-term financial policies, program accomplishments, and other key initiatives. The document also includes the long-term financial forecasts for each of the major funds, and a summary of the assumptions that are included in these plans. In addition, the budget document provides an overview of the adopted Capital Improvement Program and planned future debt issuances. The Annual Budget can be accessed through the City’s web site at [www.cityofdenton.com](http://www.cityofdenton.com) and selecting Financial Transparency under the “Open Government” link.

### **RELEVANT FINANCIAL POLICIES**

The City of Denton maintains reserve balances for emergencies. In the General Fund, the target reserve level is a minimum of 20% of budgeted expenditures with an additional 5% resiliency reserve for a combined total of 25% to provide stability and flexibility for the organization. As described in the accompanying ACFR document, the unassigned fund balance is \$42.8 million, or 20.6%, of the budgeted General Fund expenditures for the fiscal year ended September 30, 2025.

Beginning in FY 2011-12, the City adopted a policy which requires a minimum ending working capital balance (current assets minus current liabilities) of at least 8% of budgeted expenditures for the Electric, Water, Wastewater and Solid Waste Funds. If the working capital level should fall below the desired minimum, the City will implement necessary corrective action with a five-year plan to restore the working capital balance to 8% of budgeted expenditures.

Additionally, rate reserve levels were established for the Electric, Water, Wastewater, and Solid Waste Funds in FY 2011-12 according to the unique operational aspects of each utility. The rate reserve levels were most recently revised in FY 2020-21 based on the factors of revenue stability, expense and demand volatility, infrastructure age, debt levels and management plans for the use of these reserves. The reserve rate is established at a range of 38% to 61% of expenses for the Electric Fund, at a range of 20% to 31% of expenses for the Wastewater Fund, at a range of 25% to 42% of expenses for the Water Fund, and at a range of 6% to 10% of expenses for the Solid Waste Fund. If the rate reserve level falls below the range, the City will implement the necessary corrective action within a five-year plan to restore the balances to the levels outlined above.

The City of Denton has adopted an Investment Policy which guides the investment of all City funds. In accordance with State law, the policy is reviewed annually by the City Council to ensure that public funds are being invested in a conservative and prudent fashion. In addition, the City also annually reviews and approves a Debt Management policy. The purpose of this policy is to provide general guidelines regarding the issuance of City debt and the use and limitation of such debt. The City complied with all aspects of the Investment and Debt Management policies during FY 2024-25.

### **MAJOR INITIATIVES**

The City’s Strategic Plan and Council specifically identified improving facility infrastructure as a major goal. In response to this goal, the FY 2025-26 Budget includes additional issuance of General Obligation Bonds. This increase in funding shows the City’s continued commitment to facility infrastructure and equipment funding.

The combination of increased operating funding along with the issuance of debt shows the strong commitment to improving our infrastructure. In the future, the City staff will continue efforts to identify additional funding for facility infrastructure and equipment funding activities along with potential future debt issuances for street reconstruction to continue to improve the condition of the City's streets over the long term.

**AWARDS AND ACKNOWLEDGEMENTS**

The Government Finance Officers' Association (GFOA) awarded a Certificate of Achievement for Excellence in Financial Reporting to the City for its Annual Comprehensive Financial Report for the fiscal year ended September 30, 2024, for thirty-eight consecutive years. To be awarded the Certificate of Achievement in Financial Reporting, the City must publish an easily readable and efficiently organized Annual Comprehensive Financial Report. This report satisfies both generally accepted accounting principles and applicable legal requirements. The Certificate of Achievement is held for a period of one year only. We believe our current Annual Comprehensive Financial Report continues to meet the Certificate of Achievement requirements, and we are submitting it to GFOA to determine its eligibility for another certificate.

The City also received the GFOA award for Distinguished Budget Presentation for its fiscal year 2024-25 Annual Budget for thirty-eight consecutive years. To qualify for the Distinguished Budget Presentation Award, the City's budget document was judged according to its compliance with specific guidelines established by GFOA. These guidelines help ensure that Denton's budget is distinguished as an operations guide, financial plan, policy document, and communications device. The City has submitted its fiscal year 2025-26 Annual Budget to GFOA to determine its eligibility for another certificate. We believe it continues to meet the Distinguished Budget Presentation Award criteria.

The City received a Certificate of Distinction from the Government Treasurers of Texas (GTOT). The distinction was received for developing an investment policy that meets the requirements of the Public Funds Investment Act and the standards for prudent public investing as established by GTOT. GTOT awards an estimated 40 distinctions annually, which the City has received ten times since 1999.

The City also received the GFOA Award for Outstanding Achievement in Popular Annual Financial Reporting for the fiscal year ended September 30, 2024. To be eligible for the PAFR Award, the City must also submit its Annual Comprehensive Financial Report to GFOA's Certificate of Achievement for Excellence in Financial Reporting Program and receive the Certificate for the same fiscal year. Eligible reports are reviewed by judges who evaluate them based on reader appeal, clarity and understandability, distribution methods, creativity, and other key elements.

In 2024, City of Denton was awarded the Six Transparency Stars by the Texas Comptroller, which recognizes cities, counties, special purpose districts and school districts to provide easy online access to important financial data. The City of Denton is only one of five local governments in Texas to receive all six transparency stars. Transparency Stars are granted and maintained on an ongoing basis.

We would like to thank the City Council for their strong leadership and support that helped make the presentation of this report possible. We would also like to thank the City Manager, Finance staff, department directors, division heads and especially the Accounting Division staff for their diligent efforts in the preparation of the annual financial report.

DocuSigned by:  
*Christine Taylor*  
2B3E02ECE3184D8...  
Christine Taylor  
Assistant City Manager

Signed by:  
*M. Hamilton*  
AFA2974F165F44F...  
Matt Hamilton  
Chief Financial Officer

DRAFT

**THIS PAGE LEFT BLANK INTENTIONALLY**

**APPENDIX B**

EXCERPTS FROM THE  
CITY OF DENTON, TEXAS  
ANNUAL COMPREHENSIVE FINANCIAL REPORT  
For the Year Ended September 30, 2025

The information contained in this Appendix consists of excerpts from the City of Denton, Texas Annual Comprehensive Financial Report for the Year Ended September 30, 2025, and is not intended to be a complete statement of the City's financial condition. Reference is made to the complete Report for further information.

DRAFT

DRAFT

**THIS PAGE LEFT BLANK INTENTIONALLY**

## Independent Auditor's Report

To the Honorable Mayor  
and Members of the City Council  
of the City of Denton, Texas

### Report on the Audit of the Financial Statements

#### *Opinions*

We have audited the financial statements of the governmental activities, the business-type activities, each major fund, and the aggregate remaining fund information of the City of Denton, Texas (the "City"), as of and for the year ended September 30, 2025, and the related notes to the financial statements, which collectively comprise the City's basic financial statements as listed in the table of contents.

In our opinion, the accompanying financial statements present fairly, in all material respects, the respective financial position of the governmental activities, the business-type activities, each major fund, and the aggregate remaining fund information of the City, as of September 30, 2025, and the respective changes in financial position and, where applicable, cash flows thereof for the year then ended in accordance with accounting principles generally accepted in the United States of America.

#### *Basis for Opinions*

We conducted our audit in accordance with auditing standards generally accepted in the United States of America (GAAS) and the standards applicable to financial audits contained in *Government Auditing Standards*, issued by the Comptroller General of the United States. Our responsibilities under those standards are further described in the Auditor's Responsibilities for the Audit of the Financial Statements section of our report. We are required to be independent of the City and to meet our other ethical responsibilities, in accordance with the relevant ethical requirements relating to our audit. We believe that the audit evidence we have obtained is sufficient and appropriate to provide a basis for our audit opinions.

#### *Responsibilities of Management for the Financial Statements*

Management is responsible for the preparation and fair presentation of the financial statements in accordance with accounting principles generally accepted in the United States of America, and for the design, implementation, and maintenance of internal control relevant to the preparation and fair presentation of financial statements that are free from material misstatement, whether due to fraud or error.

In preparing the financial statements, management is required to evaluate whether there are conditions or events, considered in the aggregate, that raise substantial doubt about the City's ability to continue as a going concern for twelve months beyond the financial statement issuance date, including any currently known information that may raise substantial doubt shortly thereafter.

#### *Auditor's Responsibilities for the Audit of the Financial Statements*

Our objectives are to obtain reasonable assurance about whether the financial statements as a whole are free from material misstatement, whether due to fraud or error, and to issue an auditor's report that includes our opinions. Reasonable assurance is a high level of assurance but is not absolute assurance and therefore is not a guarantee that an audit conducted in accordance with GAAS and *Government Auditing Standards* will always detect a material misstatement when it exists.

The risk of not detecting a material misstatement resulting from fraud is higher than for one resulting from error, as fraud may involve collusion, forgery, intentional omissions, misrepresentations, or the override of internal control. Misstatements are considered material if there is a substantial likelihood that, individually or in the aggregate, they would influence the judgment made by a reasonable user based on the financial statements.

In performing an audit in accordance with GAAS and *Government Auditing Standards*, we:

- Exercise professional judgment and maintain professional skepticism throughout the audit.
- Identify and assess the risks of material misstatement of the financial statements, whether due to fraud or error, and design and perform audit procedures responsive to those risks. Such procedures include examining, on a test basis, evidence regarding the amounts and disclosures in the financial statements.
- Obtain an understanding of internal control relevant to the audit in order to design audit procedures that are appropriate in the circumstances, but not for the purpose of expressing an opinion on the effectiveness of the City's internal control. Accordingly, no such opinion is expressed.
- Evaluate the appropriateness of accounting policies used and the reasonableness of significant accounting estimates made by management, as well as evaluate the overall presentation of the financial statements.
- Conclude whether, in our judgment, there are conditions or events, considered in the aggregate, that raise substantial doubt about the City's ability to continue as a going concern for a reasonable period of time.

We are required to communicate with those charged with governance regarding, among other matters, the planned scope and timing of the audit, significant audit findings, and certain internal control-related matters that we identified during the audit.

### ***Required Supplementary Information***

Accounting principles generally accepted in the United States of America require that the management's discussion and analysis and required supplementary information, as listed in the table of contents, be presented to supplement the basic financial statements. Such information is the responsibility of management and, although not a part of the basic financial statements, is required by the Governmental Accounting Standards Board who considers it to be an essential part of financial reporting for placing the basic financial statements in an appropriate operational, economic, or historical context. We have applied certain limited procedures to the required supplementary information in accordance with GAAS, which consisted of inquiries of management about the methods of preparing the information and comparing the information for consistency with management's responses to our inquiries, the basic financial statements, and other knowledge we obtained during our audit of the basic financial statements. We do not express an opinion or provide any assurance on the information because the limited procedures do not provide us with sufficient evidence to express an opinion or provide any assurance.

### ***Supplementary Information***

Our audit was conducted for the purpose of forming opinions on the financial statements that collectively comprise the City's basic financial statements. The combining and individual nonmajor fund financial statements and schedules, as listed in the table of contents, are presented for purposes of additional analysis and are not a required part of the basic financial statements. Such information is the responsibility of management and was derived from and relates directly to the underlying accounting and other records used to prepare the basic financial statements. The information has been subjected to the auditing procedures applied in the audit of the basic financial statements and certain additional procedures, including comparing and reconciling such information directly to the underlying accounting and other records used to prepare the basic financial statements or to the basic financial statements themselves, and other additional procedures in accordance with auditing standards generally accepted in the United States of America. In our opinion, the supplementary information is fairly stated, in all material respects, in relation to the basic financial statements as a whole.

***Other Information Included in the Annual Comprehensive Financial Report (ACFR)***

Management is responsible for the other information in the ACFR. The other information comprises the introductory and statistical sections but does not include the basic financial statements and our auditor's report thereon. Our opinions on the basic financial statements do not cover the other information, and we do not express an opinion or any form of assurance thereon.

In connection with our audit of the basic financial statements, our responsibility is to read the other information and consider whether a material inconsistency exists between the other information and the basic financial statements, or the other information otherwise appears to be materially misstated. If, based on the work performed, we conclude that an uncorrected material misstatement of the other information exists, we are required to describe it in our report.

***Other Reporting Required by Government Auditing Standards***


In accordance with *Government Auditing Standards*, we have also issued our report dated March 17, 2026 on our consideration of the City's internal control over financial reporting and on our tests of its compliance with certain provisions of laws, regulations, contracts, and grant agreements and other matters. The purpose of that report is solely to describe the scope of our testing of internal control over financial reporting and compliance and the results of that testing, and not to provide an opinion on the effectiveness of internal control over financial reporting or on compliance. That report is an integral part of an audit performed in accordance with *Government Auditing Standards* in considering the City's internal control over financial reporting and compliance.

*Weaver and Tidwell, L.L.P.*

WEAVER AND TIDWELL, L.L.P.

Dallas, Texas  
March 17, 2026

DRAFT



**CITY OF DENTON, TEXAS  
MANAGEMENT'S DISCUSSION AND ANALYSIS  
SEPTEMBER 30, 2025**

## Introduction

The Management's Discussion and Analysis is designed to: (a) assist the reader in focusing on significant financial issues, (b) provide an overview of the City's financial activity, (c) identify changes in the City's financial position (its ability to address the next and subsequent years' challenges), (d) identify any material deviations from the financial plan (the approved budget), and (e) identify individual fund issues or concerns.

This narrative should be read in conjunction with the transmittal letter at the beginning of the report and the financial statements following this section.

## Financial Highlights

- The assets and deferred outflows of the City exceeded its liabilities and deferred inflows at the close of the fiscal year ended September 30, 2025 by \$1,852,038,136 (net position), an increase of 10.54 percent from prior year net position. Of this amount, \$182,482,381 (unrestricted net position) may be used to meet the government's ongoing obligations to citizens and creditors.
- Net Pension Liability of the City is \$87,894,665, as compared to \$110,806,951 for the year ended September 30, 2024. Governmental Accounting Standards Board Statement No. 68, *Accounting and Financial Reporting for Pensions*, requires the City to report its net pension liability for participation in Texas Municipal Retirement System (TMRS) and Firemen's Relief and Retirement Fund (FFRF) of the total Net Pensions Liability reported by the TMRS and FFRF. For the year ended September 30, 2025, the City recorded a decrease in their portion of net pension liability of \$22,912,286, an increase in deferred pension inflows of \$6,287,024 and a decrease in deferred pension outflows of \$14,620,416.
- Governmental activities general and transfer revenues were \$251,281,664 as compared to \$224,097,580 for the year ended September 30, 2024. The increase of \$27,184,084 is primarily driven by an increase in property tax, miscellaneous income, sales tax revenues, franchise fees, and transfers. Business-type activity general revenues and transfers were \$20,397,135 compared to \$29,203,943 for the year ended September 30, 2024. The decrease of \$8,806,808 is primarily driven by investment revenue and transfers.
- Governmental funds reported combined ending fund balances of \$373,311,681 as of September 30, 2025 which is an increase of \$17,788,012 from fiscal year 2023-2024 ending fund balance total of \$355,523,669, primarily due to issuance of long-term debt and increased revenues.
- The City's primary General Fund resources are property taxes, sales tax, and franchise fees. These combined resources account for 85.4 percent of total General Fund revenues, which decreased 3.2 percent compared to the prior year.
- The City's long-term liabilities outstanding increased by \$178,720,926 in fiscal year 2024-2025. The increase is primarily attributable to an increase of \$199,050,000 of Certificates of Obligation and General Obligations Bonds Payable.

## OVERVIEW OF THE FINANCIAL STATEMENTS

The Management's Discussion and Analysis is intended to serve as an introduction to the City of Denton's basic financial statements. The City's basic financial statements are comprised of three components: (1) government-wide financial statements, (2) fund financial statements, and (3) notes to the financial statements. This report also contains other supplementary information in addition to the basic financial statements themselves.

**Government-wide Financial Statements.** The government-wide financial statements are designed to provide readers with a broad overview of the City's finances in a manner similar to a private-sector business.

The statement of net position presents information on all of the City's assets, liabilities, deferred inflows, and deferred outflows with the difference reported as net position. Over time, increases or decreases in net position may serve as a useful indicator of whether the financial position of the City is improving or deteriorating.

**CITY OF DENTON, TEXAS**  
**MANAGEMENT'S DISCUSSION AND ANALYSIS (continued)**  
**SEPTEMBER 30, 2025**

The statement of activities presents information showing how the City's net position changed during the most recent fiscal year. All of the current year's revenues and expenses are considered regardless of when cash is received or paid. Thus, revenues and expenses are reported in this statement for some items that will only result in cash flows in future fiscal periods (e.g., uncollected taxes and earned but unused vacation leave). Both the statement of net position and the statement of activities are prepared using the accrual basis of accounting as opposed to the modified accrual basis.

In the Statement of Net Position and the Statement of Activities, the City is divided into two kinds of activities:

- **Governmental activities.** Most of the City's basic services are reported here, including police, fire, libraries, development, public services and operations, public works, building inspection, technology services and general administration. Property taxes, sales taxes, and franchise fees finance most of these activities.
- **Business-type activities.** The City charges a fee to customers to cover the cost of services it provides. The City's utility systems (electric, water and wastewater), solid waste, and airport activities are reported here.

**Fund Financial Statements.** A fund is a grouping of related accounts used to maintain control over resources that have been segregated for specific activities or objectives. Fund financial statements provide detailed information about the most significant funds, not the City as a whole. Some funds are required to be established by state law or bond covenants. However, the City Council establishes many other funds to help control and manage money for particular purposes or to show that it is meeting legal responsibilities for using certain taxes, grants and other monies. The following illustration summarizes the major features of the City's financial statements. The City of Denton's funds are categorized as governmental, proprietary funds or fiduciary funds.

- **Governmental funds.** The majority of the City's basic services are reported in governmental funds, which focus on how money flows into and out of those funds and the balances left at year-end that are available for spending. These funds are reported using an accounting method identified as the modified accrual basis of accounting, which measures cash and all other financial assets that can readily be converted to cash. The governmental fund statements provide a detailed short-term view of the City's general government operations and the basic services it provides. Governmental fund information helps the reader determine whether there are more or fewer financial resources that can be spent in the near future to finance the City's programs. By comparing information presented for governmental funds with similar information presented for governmental activities in the government-wide financial statements, readers may better understand the long-term impact of the government's near-term financing decisions. The relationship or differences between governmental activities (reported in the Statement of Net Position and the Statement of Activities) and governmental funds are detailed in a reconciliation following the fund financial statements.

The City of Denton maintains twelve governmental funds. Information is presented separately in the governmental funds balance sheet and in the governmental funds statement of revenues, expenditures, and changes in fund balances for the general fund, debt service fund, capital projects fund, and ARPA fund, all of which are considered to be major funds. Data from the other eight governmental funds are combined into a single, aggregated presentation. Individual fund data for seven of these non-major governmental funds, along with an aggregate of all other governmental funds, is provided in the form of combining statements elsewhere in this report.

- **Proprietary funds.** The City charges customers for certain services it provides, whether to outside customers or to other units within the City. These services are generally reported in proprietary funds. Proprietary funds are reported in the same manner that all activities are reported in the Statement of Net Position and the Statement of Activities. The City's enterprise funds are similar to the business-type activities that are reported in the government-wide statements but provide more detail and additional information, such as cash flows. The City's internal service funds are used to accumulate and allocate costs internally among the City of Denton's various functions. Both enterprise funds and internal service funds are components of proprietary funds.

**CITY OF DENTON, TEXAS**  
**MANAGEMENT'S DISCUSSION AND ANALYSIS (continued)**  
**SEPTEMBER 30, 2025**

The City of Denton maintains five enterprise funds. The City uses enterprise funds to account for its electric, water, wastewater, solid waste, and airport operations. The individual funds provide the same type of information as the government-wide financial statements, only in more detail. The City considers all enterprise funds to be major funds.

The City of Denton maintains nine internal service funds. The City uses internal service funds to account for materials management, fleet services, health insurance, risk retention, technology services, engineering services, customer service, facilities management, and environmental services. Because these services benefit both governmental and business-type functions, they have been included in both the governmental and business-type activities in the government-wide financial statements. Individual fund data for the internal service funds are provided in the form of combining statements in the combining and individual fund statements and schedules section of this report.

- **Fiduciary funds.** Fiduciary funds are used to account for resources held for the benefit of parties outside the government. Fiduciary funds are not reflected in the government-wide financial statements because the resources of those funds are not available to support the City's own programs. The accounting used for fiduciary funds is much like that used for proprietary funds.

**Notes to the financial statements.**

The notes provide additional information that is essential to a full understanding of the data provided in the government-wide and fund financial statements.

**Other Information.**

The combining non-major fund statements and individual fund schedules are presented immediately following the notes to the financial statements.

**GOVERNMENT-WIDE FINANCIAL ANALYSIS**

As of September 30, 2025, the City's combined net position was \$1,852,038,136 of which \$568,703,509 can be attributed to governmental activities and \$1,283,334,627 attributed to business-type activities. This analysis focuses on the net position (Table 1) and changes in net position (Table 2) of the City's governmental and business-type activities.

The largest portion of the City's net position (78.9%) reflects its investment in capital assets (e.g., land, building, machinery and equipment), less any related debt used to acquire those assets that is still outstanding. The City uses these capital assets to provide services to citizens; consequently, these assets are not available for future spending. Although the City's investment in its capital assets is reported net of related debt, it should be noted that the resources needed to repay this debt must be provided from other sources, since the capital assets themselves cannot be used to liquidate these liabilities.

**CITY OF DENTON, TEXAS**  
**MANAGEMENT'S DISCUSSION AND ANALYSIS (continued)**  
**SEPTEMBER 30, 2025**

Table 1  
Net Position  
(in thousands)

	Governmental Activities		Business-type Activities		Total	
	2025	2024	2025	2024	2025	2024
Current and other assets	\$ 455,094	\$ 451,238	\$ 921,202	\$ 797,426	\$ 1,376,296	\$ 1,248,664
Capital assets, net of accumulated depreciation/amortization	879,180	786,807	1,885,862	1,715,971	2,765,042	2,502,778
Total assets	1,334,274	1,238,045	2,807,064	2,513,397	4,141,338	3,751,442
Deferred outflows of resources	31,786	51,057	8,175	16,181	39,960	67,238
Long-term liabilities outstanding	741,390	707,646	1,440,741	1,295,763	2,182,130	2,003,409
Other liabilities	47,765	66,779	82,084	52,037	129,850	118,816
Total liabilities	789,155	774,425	1,522,825	1,347,800	2,311,980	2,122,225
Deferred inflows of resources	8,201	12,532	9,080	8,454	17,280	20,986
Net position:						
Net investment in capital assets	502,428	444,565	960,266	884,537	1,462,694	1,329,102
Restricted	49,801	44,845	157,060	119,996	206,861	164,841
Unrestricted	16,475	12,735	166,008	168,791	182,483	181,526
Total net position	\$ 568,704	\$ 502,145	\$ 1,283,334	\$ 1,173,324	\$ 1,852,038	\$ 1,675,469

DRAFT

**CITY OF DENTON, TEXAS**  
**MANAGEMENT'S DISCUSSION AND ANALYSIS (continued)**  
**SEPTEMBER 30, 2025**

Governmental activities increased the City's net position by \$66,558,982. Business-type activities increased the City's net position by \$110,010,611. The key elements of these increases are contained in Table 2.

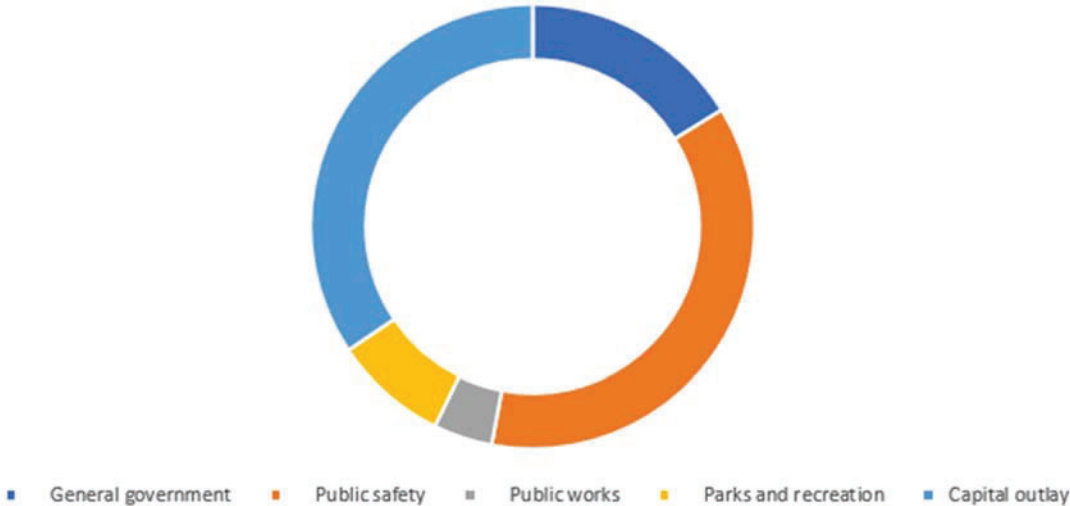
Table 2  
Changes in Net Position  
(in thousands)

	Governmental Activities		Business-type Activities		Total	
	2025	2024	2025	2024	2025	2024
<b>Revenues:</b>						
<b>Program Revenues:</b>						
Charges for services	\$ 29,671	\$ 23,488	\$ 425,046	\$ 417,598	\$ 454,717	\$ 441,086
Operating grants and contributions	13,399	13,042	-	-	13,399	13,042
Capital grants and contributions	31,370	35,256	37,399	35,949	68,769	71,205
<b>General Revenues:</b>						
Property tax	119,835	106,556	-	-	119,835	106,556
Sales tax	58,972	57,075	-	-	58,972	57,075
Franchise tax	35,761	34,985	-	-	35,761	34,985
Hotel occupancy tax	3,320	2,965	-	-	3,320	2,965
Beverage tax	724	703	-	-	724	703
Bingo tax	16	14	-	-	16	14
Investment income (loss)	16,357	17,015	22,655	27,498	39,012	44,513
Gain (loss) on sale of capital assets	301	265	387	836	688	1,101
Miscellaneous	13,348	5,391	-	-	13,348	5,391
Total revenues	<u>323,075</u>	<u>296,755</u>	<u>485,487</u>	<u>481,881</u>	<u>808,561</u>	<u>778,636</u>
<b>Expenses:</b>						
General government	64,603	57,476	-	-	64,603	57,476
Public safety	119,031	112,543	-	-	119,031	112,543
Public works	27,466	27,467	-	-	27,466	27,467
Parks and recreation	30,703	29,842	-	-	30,703	29,842
Interest on long-term debt	17,359	12,699	-	-	17,359	12,699
Electric	-	-	234,784	286,616	234,784	286,616
Water	-	-	38,644	34,826	38,644	34,826
Wastewater	-	-	52,675	46,815	52,675	46,815
Solid waste	-	-	43,879	41,283	43,879	41,283
Airport	-	-	2,850	2,681	2,850	2,681
Total expenses	<u>259,162</u>	<u>240,027</u>	<u>372,832</u>	<u>412,221</u>	<u>631,994</u>	<u>652,248</u>
Increase in net position before transfers	63,913	56,728	112,655	69,660	176,568	126,388
Transfers	2,646	(870)	(2,646)	870	-	-
Increase in net position	<u>66,559</u>	<u>55,858</u>	<u>110,009</u>	<u>70,530</u>	<u>176,568</u>	<u>126,388</u>
Net position at beginning of year	502,145	446,287	1,173,325	1,102,795	1,675,470	1,549,082
Net position at end of year	<u>\$ 568,704</u>	<u>\$ 502,145</u>	<u>\$ 1,283,334</u>	<u>\$ 1,173,325</u>	<u>\$ 1,852,038</u>	<u>\$ 1,675,470</u>

**Governmental activities.** Expenses for governmental activities reflect an increase of \$19.1 million over the prior year. Increases include \$7.1 million in General Government, \$6.5 million in Public Safety, \$4.6 million in interest expense, and \$0.9 million for Parks and Recreation. The most significant governmental activities expense was in providing public safety, which incurred expenses of \$119,030,615. The largest expense for public safety is the cost of personnel, which totaled \$92,588,310. Last year the City added 14.0 new positions in public safety including 7.0 in the police department, 3.0 in the fire department, 3.0 in the animal service department, and 1.0 in the public safety communication department.

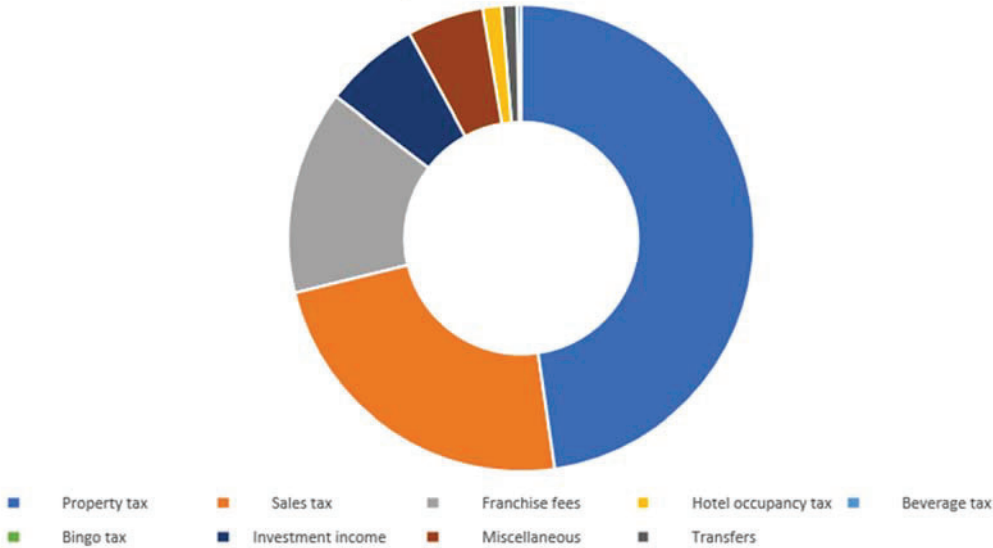
CITY OF DENTON, TEXAS  
MANAGEMENT’S DISCUSSION AND ANALYSIS (continued)  
SEPTEMBER 30, 2025

Governmental Activities Expenditures



Governmental expenses were funded by revenues collected from a variety of sources, with the largest being from property taxes, which are \$119,835,095 for the fiscal year ended September 30, 2025. Governmental activities program revenues increased \$2.7 million over the prior year. Capital grants and contributions decreased \$3.9 million from contributed asset revenues and American Rescue Plan Act (ARPA) funding for public works transportation and general government projects were completed. Operating grants and contributions increased \$356 thousand from funding for public safety and parks and recreation. Charges for Services increased \$6.2 million from general government and parks and recreation. Governmental activities general revenues included an increase of \$13.3 million for property tax due to rising values and new construction. Sales tax increased \$1.9 million due to population and business growth. Transfers reflect a net \$2.6 million transfer in for governmental activities for the current year.

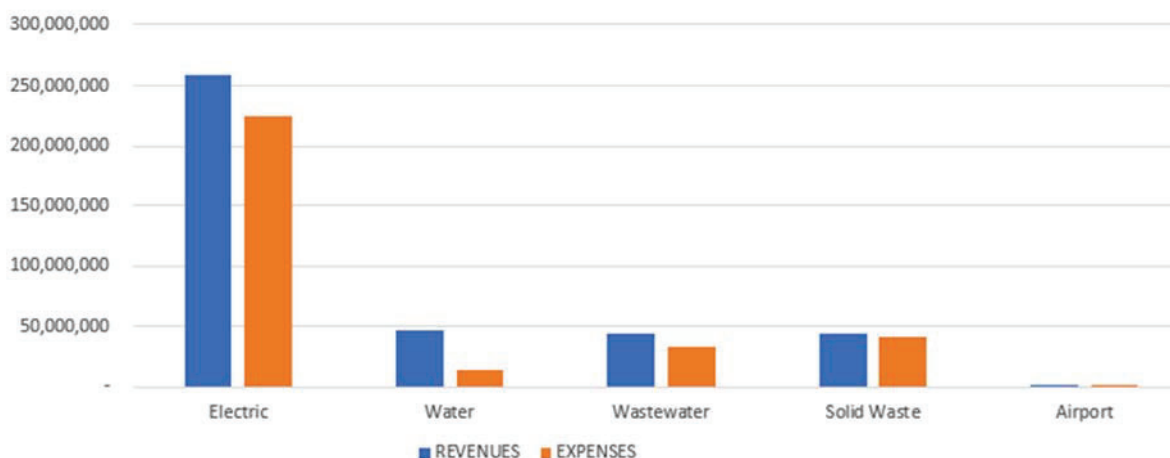
Revenues by Source - Governmental Activities



**CITY OF DENTON, TEXAS  
MANAGEMENT’S DISCUSSION AND ANALYSIS (continued)  
SEPTEMBER 30, 2025**

**Business-type activities.** Business-type activities increased the City’s net position by \$110,010,611. This accounts for 62.3% of the growth in the entity-wide net position. Total utility service revenues decreased by \$7.3 million. The fiscal year 2025 included an Electric base rate increase of 1.50%, Water rate increase of 3%, Wastewater rate increase of 11%, and Solid Waste rate increase of 1.50%. Electric charges for services decreased by \$14.8 million mainly due to a decrease in data center revenues. Water charges for services decreased by \$22 thousand as compared to the service charges from prior year. Wastewater charges increased by \$3.6 million compared to the prior year. Solid Waste charges for service increased by \$3.6 million compared to the prior year. Airport charges for goods and services increased by \$318 thousand. Water and Wastewater collected \$16.9 million and \$12.6 million in impact fees, respectively, reflecting a \$12.4 million increase over the prior year. Capital contributions reflected an increase of \$1.5 million from the prior year. Water capital contributions increased by \$3.3 million while Wastewater capital contributions decreased by \$1.8 million. The Airport gas well revenues contributed an additional \$259 thousand in revenue, an increase of \$20 thousand from the prior year. Total enterprise funds operating costs, before depreciation, decreased \$38.0 million. Electric operating costs, before amortization and depreciation, account for 65.3 percent of total enterprise fund expenses. Cost decreases include purchase power costs of \$35.8 million from the prior year. Expenses for personnel services and administrative costs decreased by \$9.0 million. Water expenses increased \$3.7 million from the prior year, due to an increase in materials and supplies by 8 percent and administrative costs by 11 percent from prior year. Wastewater expenses increased \$1.2 million, due to an increase in personnel and administrative costs. Solid Waste expenses increased \$2.9 million from the prior year, due to increased personnel services and administrative costs.

**Expenses and Program Revenues  
Business-type Activities**



**FINANCIAL ANALYSIS OF THE GOVERNMENT’S FUNDS**

As noted earlier, the City uses fund accounting to ensure and demonstrate compliance with finance-related legal requirements.

**Governmental funds.** The focus of the City’s governmental funds is to provide information on near-term inflows, outflows, and balances of resources available to spend. Such information is useful in assessing the City’s financing requirements. In particular, unassigned fund balance may serve as a useful measure of a government’s net resources available for spending at the end of the fiscal year.

As of the end of the current fiscal year, the City’s governmental funds reported a combined ending fund balance of \$373.3 million, an increase of \$17.8 million in comparison with the prior year. \$41.2 million constitutes unassigned fund balance, which is available for spending at the government’s discretion. The remainder of the

**CITY OF DENTON, TEXAS**  
**MANAGEMENT'S DISCUSSION AND ANALYSIS (continued)**  
**SEPTEMBER 30, 2025**

fund balance has been classified to indicate that it is not available for new spending because it has already been classified as restricted (\$282.0 million), committed (\$32.2 million), and assigned (\$17.9 million).

The General Fund is the chief operating fund of the City. At September 30, 2025, the unassigned fund balance of the General Fund was \$42.8 million, or 20.6% of budgeted general fund expenditures. Revenues were \$12.2 million higher compared to the previous year primarily due to increases in taxes of \$2.9 million, licenses and permits of \$1.3 million, franchise fees of \$1.9 million, fees for service of \$1.4 million and miscellaneous revenues of \$6.1 million, partially offset due to decrease in investment revenue of \$1.0 million and intergovernmental revenue of \$683 thousand. The net change in General Fund expenditures was \$9.4 million higher compared to the previous year primarily due to increased costs related to personnel services and operations. Personnel costs increased \$9.0 million over the prior year which includes a 3% cost of living adjustment (COLA) and 2.5% merit increase. Public safety increased \$5.0 million over the prior year due to 14.0 new positions in public safety including 7.0 in the police department, 3.0 in the fire department, 3.0 in the animal service department, and 1.0 in the public safety communication department.

At the end of the fiscal year, the Capital Projects Fund has a total fund balance of \$273.5 million, an increase of \$10.3 million. The total fund balance is made up of \$244.8 million in restricted funds, \$10.8 million in committed funds, and \$17.9 million in assigned funds, all for capital construction and acquisition. In 2025, the City received \$70.1 million of proceeds from the issuance of debt and recognized \$7.3 million current year of regional toll revenues from the Texas Department of Transportation, while expending \$102.6 million on construction and acquisition. In addition, the capital projects fund received \$14.9 million of transfers from other funding sources. The City also received approximately \$11.0 million in developer's contributed capital recorded in the government-wide financial statements. This is \$3.3 million less than in the prior year.

The Debt Service Fund has a total fund balance of \$2.6 million, all of which is restricted for the payment of debt service. As compared with the prior year results, the overall increase in the debt service fund balance of \$1.2 million. An increase of \$11.9 million in tax revenue was offset by an increase of \$11.0 million in principal and interest costs.

**Proprietary funds.** The City's proprietary funds provide the same type of information found in the government-wide financial statements, but in more detail.

Unrestricted net position at September 30, 2025 in proprietary funds is \$88.4 million for Electric, \$47.0 million for Water, \$21.0 million for Wastewater, \$14.7 million for Solid Waste, and \$1.5 million for the Airport fund. The results reflect decreases of the unrestricted net position in the Water Fund of \$10.6 million, Wastewater of \$7.2 million, and Airport fund of \$0.2 million, partially offset by increases in the Electric fund of \$16.5 million, and Solid Waste fund of \$3.6 million. Other factors concerning the finances of these funds have already been addressed in the discussion of the City of Denton's business-type activities.

## **BUDGETARY HIGHLIGHTS**

No amendments were made to adjust the City of Denton's Annual Program of Service for the fiscal year.

## **GENERAL FUND BUDGET TO ACTUAL HIGHLIGHTS**

For fiscal year 2025, General Fund actual expenditures (including transfers) on a budgetary basis were \$200.7 million compared to the final budget of \$207.7 million. The \$4.9 million favorable variance from a transfer expense was offset with increased costs of personnel services of \$9.0 million.

Actual revenues for the General Fund (including transfers and sale of capital asset) on a budgetary basis were \$200.7 million compared to the final budget of \$207.6 million. Included in the \$6.2 million unfavorable revenue variance was \$3.5 million decrease in taxes and \$10.6 million decrease in franchise fees. These unfavorable

**CITY OF DENTON, TEXAS**  
**MANAGEMENT'S DISCUSSION AND ANALYSIS (continued)**  
**SEPTEMBER 30, 2025**

variances were offset by \$4.9 million of transfers, \$5.2 million in miscellaneous revenue, \$1.8 million in fees for services, and \$0.6 million in fines and forfeitures.

The City of Denton's General Fund unassigned fund balance at September 30, 2025 is \$42.8 million, or 20.6% of budgeted expenditures. Below is a listing of the ending unassigned balances for the prior year, as well as the fiscal year 2025 unassigned fund balance.

	Actual 9/30/2025	Actual 9/30/2024
Unassigned balance	\$42,825,552	\$42,077,084
% of final budgeted expenditures	20.6%	22.3%
Policy level	20% plus up to a 5% resiliency reserve	20% plus up to a 5% resiliency reserve

The largest revenue source of the General Fund's budget was the ad valorem tax. Denton's ad valorem tax rate is composed of two components. The first is the operations and maintenance component that is used to calculate revenue for the City's General Fund operations. The second component is the debt portion that is used to calculate revenue to pay the City's general debt service obligations. The Denton Central Appraisal District's certified appraisal roll shows an increase of 10.16% compared to the prior year certified value, which showed an increase of 15.1%. The current property tax year included \$1.21 billion of new growth and construction that was added to the tax rolls in Tax year 2025 as compared to Tax year 2024. The fiscal year 2025 ad valorem tax rate remained the same compared to fiscal year 2024 at \$0.585420 per \$100 of valuation.

### CAPITAL ASSET AND DEBT ADMINISTRATION

**Capital assets.** At the end of fiscal year 2025, the City had \$2.8 billion invested in a broad range of capital assets, including police and fire equipment, buildings, park facilities, roads, bridges, electrical infrastructure, water and sewer lines, SBITA assets and lease assets (see Table 3 below). This amount represents a net increase (including additions and deductions) of \$262.3 million or 10.5% over the prior fiscal year.

Table 3  
Capital Assets at Year-end  
(Net of Accumulated Depreciation/Amortization, in Thousands)

	Governmental Activities		Business-type Activities		Totals	
	2025	2024	2025	2024	2025	2024
Land	\$ 53,786	\$ 49,344	\$ 91,575	\$ 89,923	\$ 145,361	\$ 139,267
Landfill improvements	-	-	139	700	139	700
Building and improvements	84,610	84,704	24,648	25,591	109,258	110,295
Plant, machinery and equipment	63,185	63,597	592,495	592,666	655,680	656,263
Water rights	-	-	44,563	45,259	44,563	45,259
Infrastructure	227,078	229,346	660,400	566,985	887,478	796,331
SBITA assets	11,394	6,249	3,740	4,957	15,134	11,206
Lease assets	94	169	-	-	94	169
Construction in progress	439,033	353,398	468,302	389,892	907,335	743,290
<b>Total capital assets</b>	<b>\$ 879,180</b>	<b>\$ 786,807</b>	<b>\$ 1,885,862</b>	<b>\$ 1,715,973</b>	<b>\$ 2,765,042</b>	<b>\$ 2,502,780</b>

**CITY OF DENTON, TEXAS**  
**MANAGEMENT'S DISCUSSION AND ANALYSIS (continued)**  
**SEPTEMBER 30, 2025**

This year's major asset additions included:

<b>Description</b>	<b>Amount</b>
Lewisville Lake Water Treatment Plant Upgrade Phase II	\$ 18,984,384
Northwest Booster Pump Station & Transmission Line	17,128,696
Northwest Transmission Line	14,954,546
Hickory Creek Interceptor III	6,363,830
Hickory Creek Interceptor II	6,014,048
Eden Village	4,656,711
King's Way	4,126,907
Sagebrook Phase 2	4,086,265
Stuart Ridge Phase 3	3,933,760
Dry Fork Hickory Creek Tributary I	3,380,860
Hickory Grove Phase 1A (Offsite)	3,257,877
Hickory Grove Phase 1A (Onsite)	3,012,368
Mayhill Road	3,000,000
Ft Worth Drive Relocation I-35E	2,965,393
380 Mayhill Industrial	2,509,686
	<b>\$ 98,375,331</b>

Additional information on the City's capital assets can be found in note IV. D. of this report.

**Debt.** At year-end, the City had \$1,864.7 million in bonds and notes outstanding as compared to \$1,674.6 million at the end of the prior fiscal year, an increase of 11.4%, as shown in Table 4.

**Table 4**  
**Principal Outstanding Debt at Year-end**  
(in thousands)

	Governmental Activities		Business-type Activities		Totals	
	2025	2024	2025	2024	2025	2024
General obligation bonds	\$ 353,395	\$ 328,400	\$ 132,280	\$ 124,070	\$ 485,675	\$ 452,470
Certificates of obligation	209,590	193,855	839,365	689,255	1,048,955	883,110
Revenue bonds	-	-	330,070	339,010	330,070	339,010
<b>Total</b>	<b>\$ 562,985</b>	<b>\$ 522,255</b>	<b>\$ 1,301,715</b>	<b>\$ 1,152,335</b>	<b>\$ 1,864,700</b>	<b>\$ 1,674,590</b>

These amounts do not include net unamortized premiums/(discounts) of \$110,771,019 nor net deferred gain/(loss) on refunding of \$1,869,950.

During the fiscal year, the City issued three types of debt in June and August 2025. The first debt issuance included \$10.1 million in utility system bonds. The second debt issuance included \$78.2 million in general obligation refunding bonds of which \$26.6 million was for business-type activities. Of this amount, \$51.6 million was issued to pay the costs of bond election capital improvements for streets, parks, and public safety projects in the Capital Projects fund. The remaining \$26.6 million was issued to refund outstanding debt obligations. The third debt issuance included \$232.6 million (\$201.3 million of which is included as part of business-type

**CITY OF DENTON, TEXAS**  
**MANAGEMENT'S DISCUSSION AND ANALYSIS (continued)**  
**SEPTEMBER 30, 2025**

activities) in certificates of obligation. The debt was issued to pay the costs of various capital improvements in the Capital Projects Fund (\$30.1 million), the Electric Fund (\$42.2 million), the Water Fund (\$75.4 million), the Wastewater Fund (\$73.0million), the Solid Waste fund (\$10.6 million), the Technology Service Fund (\$1.7 million), and the Fleet Fund (\$925 thousand).

Standard and Poor's Corporation has given both the City's General Obligation Bonds and Certificates of Obligation an "AA+" rating. Standard and Poor's Corporation has given the City's Utility System Revenue Bonds a rating of "A+". Fitch has given the City's General Obligation Bonds and the Certificates of Obligation a rating of "AA+." Fitch has given the City's Utility System Revenue Bonds a rating of "A". The City is permitted by Article XI, Section 5 of the State of Texas Constitution to levy taxes up to \$2.50 per \$100 of assessed valuation for general governmental services including the payment of principal and interest on general obligation long-term debt. The current ratio of tax-supported debt to certified assessed value of all taxable property is 2.9%.

**Other long-term liabilities.** The City maintains a self-insurance program for property, excess flood (for specific properties), general liability and excess general liability, aviation ground operations liability, auto liability and physical damage, public officials' liability, professional liability for EMT operations, employment practices liability, law enforcement professional liability, cyber, commercial crime, and workers' compensation. Private insurance companies cover claims for property loss on a per occurrence basis, except for specific perils, with deductibles that vary depending on location and property values, for workers' compensation losses over \$1,000,000 per occurrence, and general liability over \$500,000 per occurrence. The Risk Retention Fund has a reserve for claims and judgments of \$7.2 million outstanding at year-end. Other obligations include pension liabilities, accrued vacation pay, and sick leave. More detailed information about the City's long-term liabilities is presented in Note IV. G.

### **ECONOMIC FACTORS AND NEXT YEAR'S BUDGETS AND RATES**


While growth for the Denton community is expected to be moderate in the short term, demand for city services are expected to remain strong over the long term. The adopted budget includes a tax rate of \$0.595420 per \$100 valuation. Of this amount \$0.334780 is provided for operations and maintenance and \$0.260640 is provided for debt service. While sales tax collections increased \$1.9 million compared to the prior fiscal year, 2026 Budget projects an increase of 4.62% from actual fiscal year 2025 sales tax revenue. The fiscal year 2026 Budget includes approximately \$7 million in reductions.

The unemployment rate for the City was 4.2 percent on September 30, 2025 compared to 3.8 percent as of September 30, 2024.

The fiscal year 2026 budget includes a Wastewater rate increase of 11% and Water rate increase of 3% to fund current and future growth.

### **REQUESTS FOR INFORMATION**

This financial report is designed to provide a general overview of the City's finances for all those with an interest in the City's finances. Questions concerning any of the information provided in this report or requests for additional financial information should be addressed to the City of Denton Finance Department, 215 E. McKinney, Denton, Texas 76201.



CITY OF DENTON, TEXAS  
STATEMENT OF NET POSITION  
AS OF SEPTEMBER 30, 2025

	Primary Government		
	Governmental Activities	Business-type Activities	Total
<b>ASSETS:</b>			
Cash, cash equivalents and investments, at fair value	\$ 96,791,610	\$ 188,178,903	\$ 284,970,513
Receivables, net of allowances:			
Taxes	11,455,100	-	11,455,100
Accounts	-	16,447,221	16,447,221
Unbilled utility service	-	22,807,361	22,807,361
Interest	639,697	1,251,712	1,891,409
Other	4,846,607	6,837,849	11,684,456
Internal balances	(18,707,139)	18,707,139	-
Due from other governments	9,233,855	2,107,243	11,341,098
Inventory	26,229,223	-	26,229,223
Prepaid items	6,606	41,368,323	41,374,929
Restricted assets:			
Cash, cash equivalents and investments, at fair value	321,588,990	482,019,429	803,608,419
Escrow deposits	244,000	5,437,022	5,681,022
Taxes	615,357	-	615,357
Accrued interest	2,131,066	3,206,391	5,337,457
Other receivables	19,203	83,453	102,656
Debt issuance costs - insurance	-	413,079	413,079
Other assets	-	132,336,721	132,336,721
Capital, Lease and Right-to-use assets:			
Right-to-use assets, net of accumulated amortization	11,394,115	3,739,623	15,133,738
Lease assets, net of accumulated amortization	94,014	-	94,014
Capital assets not being depreciated	492,818,715	559,877,095	1,052,695,810
Capital assets, net of accumulated depreciation	<u>374,872,771</u>	<u>1,322,245,757</u>	<u>1,697,118,528</u>
Total assets	<u>1,334,273,790</u>	<u>2,807,064,321</u>	<u>4,141,338,111</u>
<b>DEFERRED OUTFLOWS OF RESOURCES:</b>			
Deferred loss on refundings	66,297	467,878	534,175
Deferred pension balances	27,829,360	6,031,106	33,860,466
Deferred other post-employment benefit balances	3,889,936	1,675,891	5,565,827
Total deferred outflows of resources	<u>31,785,593</u>	<u>8,174,875</u>	<u>39,960,468</u>
<b>LIABILITIES:</b>			
Accounts payable	15,158,747	11,201,519	26,360,266
Retainage payable	534,805	1,129,604	1,664,409
Deposits	145,945	13,947,049	14,092,994
Accrued interest	282,573	-	282,573
Due to other governments	30	-	30
Other liabilities	792,904	-	792,904
Unearned revenue	16,317,466	21,956,924	38,274,390
Payable from restricted assets:			
Accounts payable	7,185,076	15,778,270	22,963,346
Retainage payable	4,369,285	8,352,012	12,721,297
Accrued interest	2,978,605	9,719,005	12,697,610
Noncurrent liabilities:			
Noncurrent liabilities due within one year	59,306,733	80,458,071	139,764,804
Noncurrent liabilities due in more than one year	682,083,050	1,360,282,551	2,042,365,601
Total liabilities	<u>789,155,219</u>	<u>1,522,825,005</u>	<u>2,311,980,224</u>
<b>DEFERRED INFLOWS OF RESOURCES:</b>			
Deferred lease revenues	898,062	2,141,861	3,039,923
Deferred gain on refundings	542,447	1,861,678	2,404,125
Deferred other post-employment benefit balances	6,760,147	2,968,782	9,728,929
Deferred other	-	2,107,243	2,107,243
Total deferred inflows of resources	<u>8,200,656</u>	<u>9,079,564</u>	<u>17,280,220</u>
<b>NET POSITION:</b>			
Net investment in capital assets	502,427,544	960,266,998	1,462,694,542
Restricted for:			
Debt service	-	23,357,305	23,357,305
Parks and recreation	17,168,837	-	17,168,837
Capital acquisition	27,199,327	133,702,448	160,901,775
Grant	403,677	-	403,677
Public safety	1,792,148	-	1,792,148
Public education	1,211,378	-	1,211,378
Special Assesment Projects	443,543	-	443,543
Tourism	1,582,550	-	1,582,550
Unrestricted	16,474,505	166,007,876	182,482,381
Total net position	<u>\$ 568,703,509</u>	<u>\$ 1,283,334,627</u>	<u>\$ 1,852,038,136</u>

The notes to the basic financial statements are an integral part of this statement.

CITY OF DENTON, TEXAS  
STATEMENT OF ACTIVITIES  
FOR THE YEAR ENDED SEPTEMBER 30, 2025

Functions/Programs	Expenses	Program Revenues		
		Charges for Services	Operating Grants and Contributions	Capital Grants and Contributions
<b>Primary government:</b>				
<b>Governmental activities:</b>				
General government	\$ 64,602,853	\$ 11,476,392	\$ 4,876,406	\$ 15,099,167
Public safety	119,030,615	7,218,413	7,419,210	-
Public works	27,465,600	634,097	-	13,952,028
Parks and recreation	30,703,498	10,341,751	1,102,899	2,318,617
Interest expense	17,359,096	-	-	-
<b>Total governmental activities</b>	<b>259,161,662</b>	<b>29,670,653</b>	<b>13,398,515</b>	<b>31,369,812</b>
<b>Business-type activities:</b>				
Electric system	234,784,149	258,295,781	-	-
Water system	38,643,794	63,776,494	-	14,760,897
Wastewater system	52,675,288	56,094,632	-	22,638,150
Solid waste	43,878,520	44,585,934	-	-
Airport	2,850,255	2,293,594	-	-
<b>Total business-type activities</b>	<b>372,832,006</b>	<b>425,046,435</b>	<b>-</b>	<b>37,399,047</b>
<b>Total primary government</b>	<b>\$ 631,993,668</b>	<b>\$ 454,717,088</b>	<b>\$ 13,398,515</b>	<b>\$ 68,768,859</b>

(continued on the following page)

The notes to the basic financial statements are an integral part of this statement.

CITY OF DENTON, TEXAS  
STATEMENT OF ACTIVITIES (concluded)  
FOR THE YEAR ENDED SEPTEMBER 30, 2025

Exhibit II

Net (Expense) Revenue and Changes in Net Position			
Primary Government			
Functions/Programs	Governmental Activities	Business-type Activities	Total
<b>Primary government:</b>			
<b>Governmental activities:</b>			
General government	\$ (33,150,888)	\$ -	\$ (33,150,888)
Public safety	(104,392,992)	-	(104,392,992)
Public works	(12,879,475)	-	(12,879,475)
Parks and recreation	(16,940,231)	-	(16,940,231)
Interest expense	(17,359,096)	-	(17,359,096)
<b>Total governmental activities</b>	<b>(184,722,682)</b>	<b>-</b>	<b>(184,722,682)</b>
<b>Business-type activities:</b>			
Electric system	-	23,511,632	23,511,632
Water system	-	39,893,597	39,893,597
Wastewater system	-	26,057,494	26,057,494
Solid waste	-	707,414	707,414
Airport	-	(556,661)	(556,661)
<b>Total business-type activities</b>	<b>-</b>	<b>89,613,476</b>	<b>89,613,476</b>
<b>Total primary government</b>	<b>(184,722,682)</b>	<b>89,613,476</b>	<b>(95,109,206)</b>
<b>General revenues:</b>			
<b>Taxes:</b>			
Property tax	119,835,095	-	119,835,095
Sales tax	58,972,691	-	58,972,691
Franchise fees	35,761,375	-	35,761,375
Hotel occupancy tax	3,319,923	-	3,319,923
Beverage tax	724,191	-	724,191
Bingo tax	15,948	-	15,948
Investment income	16,357,066	22,655,173	39,012,239
Gain on sale of capital assets	301,091	387,604	688,695
Miscellaneous	13,348,642	-	13,348,642
Transfers	2,645,642	(2,645,642)	-
<b>Total general revenues and transfers</b>	<b>251,281,664</b>	<b>20,397,135</b>	<b>271,678,799</b>
<b>Change in net position</b>	<b>66,558,982</b>	<b>110,010,611</b>	<b>176,569,593</b>
Net position at beginning of year	502,144,527	1,173,324,016	1,675,468,543
Net position at end of year	<b>\$ 568,703,509</b>	<b>\$ 1,283,334,627</b>	<b>\$ 1,852,038,136</b>

The notes to the basic financial statements are an integral part of this statement.

(concluded)

CITY OF DENTON, TEXAS  
BALANCE SHEET  
GOVERNMENTAL FUNDS  
AS OF SEPTEMBER 30, 2025

Exhibit III

	General Fund	Debt Service Fund	Capital Projects Fund	ARPA Fund	Other Governmental Funds	Total Governmental Funds
<b>ASSETS:</b>						
Cash, cash equivalents and investments, at fair value	\$ 40,122,505	\$ 2,480,938	\$ 297,315,867	\$ 1,001,667	\$ 53,005,341	\$ 393,926,318
Receivables, net of allowances for uncollectibles:						
Taxes	11,053,500	606,254	-	-	410,703	12,070,457
Accrued interest	267,671	16,502	1,977,744	-	346,958	2,608,875
Other	2,957,249	-	-	-	36,569	2,993,818
Interfund receivables	2,203,273	-	-	-	1,285,663	3,488,936
Due from other governments	1,194,135	-	5,055,479	-	2,984,241	9,233,855
Total assets	<u>\$ 57,798,333</u>	<u>\$ 3,103,694</u>	<u>\$ 304,349,090</u>	<u>\$ 1,001,667</u>	<u>\$ 58,069,475</u>	<u>\$ 424,322,259</u>
<b>LIABILITIES:</b>						
Accounts payable	10,240,890	-	6,605,842	116,771	1,359,769	18,323,272
Retainage payable	-	-	4,802,910	61,107	10,614	4,874,631
Interfund payables	-	-	-	-	353,537	353,537
Due to other governments	30	-	-	-	-	30
Other liabilities	792,904	-	-	-	-	792,904
Unearned revenues	-	-	15,419,464	823,789	74,213	16,317,466
Total liabilities	<u>11,033,824</u>	<u>-</u>	<u>26,828,216</u>	<u>1,001,667</u>	<u>1,798,133</u>	<u>40,661,840</u>
<b>DEFERRED INFLOWS OF RESOURCES:</b>						
Unavailable revenue - property taxes	799,960	509,682	-	-	-	1,309,642
Unavailable revenue - general services	908,749	-	4,062,947	-	1,667,482	6,639,178
Unavailable revenue - intergovernmental	2,230,248	-	-	-	169,670	2,399,918
Total deferred inflows of resources	<u>3,938,957</u>	<u>509,682</u>	<u>4,062,947</u>	<u>-</u>	<u>1,837,152</u>	<u>10,348,738</u>
<b>FUND BALANCES:</b>						
<b>Restricted for:</b>						
Debt service	-	2,594,012	-	-	-	2,594,012
Parks and recreation	-	-	67,381,777	-	17,018,873	84,400,650
Streets and drainage projects	-	-	68,669,534	-	12,396,304	81,065,838
Other capital projects	-	-	107,479,058	-	-	107,479,058
Grant	-	-	1,222,210	-	224,007	1,446,217
Public safety	-	-	-	-	1,792,147	1,792,147
Public education	-	-	-	-	1,211,379	1,211,379
Special Assesment Projects	-	-	-	-	443,543	443,543
Tourism	-	-	-	-	1,582,550	1,582,550
<b>Committed to:</b>						
Streets	-	-	10,750,603	-	6,205,504	16,956,107
Parks and recreation	-	-	4,433	-	222,621	227,054
Economic development	-	-	-	-	12,911,890	12,911,890
Capital Projects	-	-	35,297	-	-	35,297
Tree Preservation	-	-	-	-	2,031,893	2,031,893
<b>Assigned to:</b>						
Streets and drainage projects	-	-	11,464,997	-	-	11,464,997
Capital projects	-	-	5,762,916	-	-	5,762,916
Other purposes	-	-	687,102	-	1,010	688,112
Unassigned	42,825,552	-	-	-	(1,607,531)	41,218,021
Total fund balances	<u>42,825,552</u>	<u>2,594,012</u>	<u>273,457,927</u>	<u>-</u>	<u>54,434,190</u>	<u>373,311,681</u>
Total liabilities, deferred inflows of resources and fund balances	<u>\$ 57,798,333</u>	<u>\$ 3,103,694</u>	<u>\$ 304,349,090</u>	<u>\$ 1,001,667</u>	<u>\$ 58,069,475</u>	<u>\$ 424,322,259</u>

The notes to the basic financial statements are an integral part of this statement.

CITY OF DENTON, TEXAS  
 RECONCILIATION OF THE BALANCE SHEET  
 OF GOVERNMENTAL FUNDS TO THE  
 STATEMENT OF NET POSITION  
 AS OF SEPTEMBER 30, 2025

Total fund balances - governmental funds (Exhibit III)		\$	373,311,681
Amounts reported for governmental activities in the statement of net position are different because:			
Capital assets used in governmental activities are not financial resources and therefore are not reported as assets in governmental funds. Includes capital assets of internal service funds.			879,179,615
Certain receivables will be collected next year but are not available soon enough to pay for the current period's expenditures and therefore are reported as deferred inflows of resources in the funds.			10,348,738
Deferred outflows of resources are not reported in the governmental funds. Includes deferred outflows of internal service funds:			
Deferred loss on refundings	(476,150)		
Deferred pension balances	27,829,360		
Deferred other post-employment benefits contributions	<u>3,889,936</u>		31,243,146
An internal charge to business-type activities is not recorded at the fund level.			6,647,914
Several internal service funds are used by the City's management to charge the costs of certain activities, such as insurance and fleet management, to individual funds. The assets, liabilities, deferred outflows, and deferred inflows of the internal service funds are included with governmental activities. Internal service fund balances not included in other reconciling items listed above or below:			
Current and other assets	\$	52,967,993	
Liabilities	\$	(32,686,408)	
Deferred inflows	\$	<u>(898,062)</u>	19,383,523
Long-term liabilities, including bonds payable, are not due and payable in the current period and therefore are not reported as liabilities in the funds. Includes balances of internal service funds. Long-term liabilities and related balances at year-end consist of:			
General obligation bonds payable	\$	(353,395,000)	
Certificates of obligation payable		(209,590,000)	
Bond (premiums)/discounts		(38,949,231)	
Accrued interest on the bonds		(3,261,178)	
Capital leases payable		(95,481)	
Right-to-use liability		(9,837,225)	
Net Pension liability		(61,570,154)	
Total other post-employment benefits liability		(35,858,494)	
Claims and judgement payable		(9,396,853)	
Compensated absences		<u>(22,697,345)</u>	(744,650,961)
Deferred inflows of resources are not reported in the governmental funds. Includes deferred outflows of internal service funds:			
Deferred other post-employment benefits contributions			<u>(6,760,147)</u>
Total net position of governmental activities (Exhibit I)		\$	<u>568,703,509</u>

The notes to the basic financial statements are an integral part of this exhibit.

CITY OF DENTON, TEXAS  
STATEMENT OF REVENUES, EXPENDITURES,  
AND CHANGES IN FUND BALANCES  
GOVERNMENTAL FUNDS  
FOR THE YEAR ENDED SEPTEMBER 30, 2025


	General Fund	Debt Service Fund	Capital Projects Fund	ARPA Fund	Other Governmental Funds	Total Governmental Funds
<b>REVENUES:</b>						
Taxes	\$ 126,828,879	\$ 50,087,820	\$ -	\$ -	\$ 5,546,112	\$ 182,462,811
Licenses and permits	6,853,283	-	-	-	-	6,853,283
Franchise fees	19,461,375	-	-	-	16,300,000	35,761,375
Fines and forfeitures	2,749,785	-	-	-	182,168	2,931,953
Fees for services	13,863,902	-	-	-	5,038,024	18,901,926
Investment revenue	2,539,720	1,071,608	10,525,175	-	2,220,563	16,357,066
Intergovernmental	2,848,052	-	14,967,859	5,216,739	7,612,138	30,644,788
Miscellaneous	6,420,575	-	7,951	-	6,920,118	13,348,644
Total revenues	181,565,571	51,159,428	25,500,985	5,216,739	43,819,123	307,261,846
<b>EXPENDITURES:</b>						
<b>Current:</b>						
General government	38,881,766	-	241,899	1,555,525	10,410,677	51,089,867
Public safety	111,125,738	-	13,465	41,866	4,694,624	115,875,693
Public works	3,799,305	-	121,720	-	9,632,120	13,553,145
Parks and recreation	25,304,356	-	287,729	-	572,673	26,164,758
Capital outlay	490,351	-	102,607,699	3,619,348	1,839,205	108,556,603
<b>Debt service:</b>						
Principal retirement	-	29,740,000	-	-	-	29,740,000
Bond issuance costs	-	56,915	421,452	-	-	478,367
Interest and other charges	-	20,989,801	608,025	-	-	21,597,826
Total expenditures	179,601,516	50,786,716	104,301,989	5,216,739	27,149,299	367,056,259
Excess (deficiency) of revenues over (under) expenditures	1,964,055	372,712	(78,801,004)	-	16,669,824	(59,794,413)
<b>OTHER FINANCING SOURCES (USES):</b>						
Refunding bonds issued	-	10,375,000	-	-	-	10,375,000
Payment to refunded bond agent	-	(11,400,289)	-	-	-	(11,400,289)
Issuance of long-term debt	-	-	70,055,000	-	-	70,055,000
Premium on debt issuance	-	1,084,796	4,208,047	-	-	5,292,843
Proceeds from sale of capital assets	344,186	-	-	-	-	344,186
Transfers in	7,887	751,656	14,854,716	-	2,126,082	17,740,341
Transfers out	(1,567,660)	-	(36,818)	-	(13,220,178)	(14,824,656)
Total other financing sources (uses)	(1,215,587)	811,163	89,080,945	-	(11,094,096)	77,582,425
Net change in fund balances	748,468	1,183,875	10,279,941	-	5,575,728	17,788,012
Fund balance at beginning of year	42,077,084	1,410,137	263,177,986	-	48,858,462	355,523,669
Fund balances at end of year	\$ 42,825,552	\$ 2,594,012	\$ 273,457,927	\$ -	\$ 54,434,190	\$ 373,311,681

The notes to the basic financial statements are an integral part of this statement.

**CITY OF DENTON, TEXAS  
RECONCILIATION OF THE STATEMENT OF REVENUES,  
EXPENDITURES, AND CHANGES IN FUND BALANCES  
OF GOVERNMENTAL FUNDS TO THE STATEMENT  
OF ACTIVITIES  
FOR THE YEAR ENDED SEPTEMBER 30, 2025**

Net change in fund balances - total governmental funds (Exhibit V)	\$ 17,788,012
Amounts reported for governmental activities in the statement of activities are different because:	
Governmental funds report capital outlays as expenditures. However, in the statement of activities the cost of those assets is allocated over their estimated useful lives and reported as depreciation expense. This amount represents the difference between capital outlay of \$108,556,603 and depreciation of \$30,691,571 (which is the net of overall governmental activities depreciation of \$36,898,333 less internal service fund depreciation of \$6,206,762).	77,865,032
Revenues in the statement of activities that do not provide current financial resources are not reported as revenues in the funds. Such amounts are recorded in the funds when considered available.	4,404,523
The net effect of various miscellaneous transactions involving capital assets (i.e., SBITA, leases, sales, trade-ins and donations) is to decrease net position.	9,243,124
Bond proceeds provide current financial resources to governmental funds, but issuing debt increases long-term liabilities in the statement of net position. Repayment of bond principal is an expenditure in the governmental funds, but the repayment reduces long-term liabilities in the statement of net position. This is the amount by which proceeds exceeded payments.	(44,592,843)
Fund-level financials report costs related to bonds as expenditures; however, these are deferred and amortized on the government-wide financials	4,016,939
Certain expenses reported in the statement of activities do not require the use of current financial resources and therefore are not reported as expenditures in governmental funds.	520,934
Internal service funds are used by management to charge the costs of certain activities, such as insurance and technology services, to individual funds. A portion of the net revenue (expense) of certain internal service funds is reported with governmental activities. The amount reported with business-type activities is (\$5,082,891).	(2,686,739)
Change in net position of governmental activities (Exhibit II)	<u>\$ 66,558,982</u>

The notes to the basic financial statements are an integral part of this statement



CITY OF DENTON, TEXAS  
STATEMENT OF REVENUES, EXPENDITURES AND  
CHANGES IN FUND BALANCE - BUDGET TO ACTUAL  
GENERAL FUND  
FOR THE YEAR ENDED SEPTEMBER 30, 2025

	Budgeted Amounts		Actual Amounts	Adjustments - Budgetary Basis	Actual on a Budgetary Basis	Variance with Final Budget - Positive (Negative)
	Original	Final				
<b>REVENUES:</b>						
Taxes	\$ 130,330,041	\$ 130,330,041	\$ 126,828,879	\$ -	\$ 126,828,879	\$ (3,501,162)
Licenses and permits	6,415,806	6,415,806	6,853,283	-	6,853,283	437,477
Franchise fees	30,053,643	30,053,643	19,461,375	-	19,461,375	(10,592,268)
Fines and forfeitures	2,106,531	2,106,531	2,749,785	-	2,749,785	643,254
Fees for services	12,108,150	12,108,150	13,863,902	-	13,863,902	1,755,752
Investment revenue	2,352,098	2,352,098	2,539,720	-	2,539,720	187,622
Intergovernmental	3,197,656	3,197,656	2,848,052	-	2,848,052	(349,604)
Miscellaneous	106,648	106,648	6,420,575	(1,141,585)	5,278,990	5,172,342
<b>Total revenues</b>	<b>186,670,573</b>	<b>186,670,573</b>	<b>181,565,571</b>	<b>(1,141,585)</b>	<b>180,423,986</b>	<b>(6,246,587)</b>
<b>EXPENDITURES:</b>						
<b>Current:</b>						
General government	50,709,750	47,323,595	38,881,766	6,949,135	45,830,901	1,492,694
Public safety	103,661,323	103,674,823	111,125,738	(7,154,651)	103,971,087	(296,264)
Public works	3,332,781	3,345,900	3,799,305	(492,282)	3,307,023	38,877
Parks and recreation	24,665,353	24,590,080	25,304,356	(1,348,895)	23,955,461	634,619
Capital outlay	704,483	658,223	490,351	-	490,351	167,872
<b>Total expenditures</b>	<b>183,073,690</b>	<b>179,592,621</b>	<b>179,601,516</b>	<b>(2,046,693)</b>	<b>177,554,823</b>	<b>2,037,798</b>
Excess (deficiency) of revenues over (under) expenditures	3,596,883	7,077,952	1,964,055	905,108	2,869,163	(4,208,789)
<b>OTHER FINANCING SOURCES (USES):</b>						
Proceeds from sale of capital assets	198,528	198,528	344,186	-	344,186	145,658
Transfer in	20,710,051	20,710,051	7,887	20,710,050	20,717,937	7,886
Transfers out	(24,505,462)	(27,986,531)	(1,567,660)	(21,544,768)	(23,112,428)	4,874,103
<b>Total other financing sources (uses)</b>	<b>(3,596,883)</b>	<b>(7,077,952)</b>	<b>(1,215,587)</b>	<b>(834,718)</b>	<b>(2,050,305)</b>	<b>5,027,647</b>
Net change in fund balance	-	-	748,468	70,390	818,858	818,858
Fund balance, beginning of year	42,077,084	42,077,084	42,077,084	-	42,077,084	-
Fund balance at end of year	\$ 42,077,084	\$ 42,077,084	\$ 42,825,552	\$ 70,390	\$ 42,895,942	\$ 818,858

Adjustments - Budgetary Basis are expenditures allocated to and reimbursed by other funds. These expenditures are recorded in the other funds' financials.

The notes to the basic financial statements are an integral part of this statement.

CITY OF DENTON, TEXAS  
STATEMENT OF NET POSITION  
PROPRIETARY FUNDS  
AS OF SEPTEMBER 30, 2025

Exhibit VIII

	Business-type Activities - Enterprise Funds		
	Utility System		
	Electric Fund	Water Fund	Wastewater Fund
<b>ASSETS:</b>			
<b>Current assets:</b>			
Cash, cash equivalents and investments, at fair value	\$ 84,810,373	\$ 54,802,111	\$ 25,790,379
Receivables, net of allowances:			
Accounts	10,228,011	2,356,272	2,068,034
Unbilled utility service	14,848,692	3,062,471	2,630,653
Accrued interest	564,158	364,509	171,557
Other	6,182,745	-	-
Interfund receivables	21,945,369	2,186,986	1,222,698
Due from other governments	-	2,107,243	-
Merchandise inventory	-	-	-
Prepaid items	41,368,323	-	-
<b>Total current assets</b>	<b>179,947,671</b>	<b>64,879,592</b>	<b>31,883,321</b>
<b>Noncurrent assets:</b>			
<b>Restricted assets:</b>			
Cash, cash equivalents and investments, at fair value	89,432,981	173,436,421	180,440,346
Escrow deposit	-	5,437,022	-
Accrued interest	594,908	1,153,698	1,200,288
Other receivables	-	-	-
<b>Total restricted assets</b>	<b>90,027,889</b>	<b>180,027,141</b>	<b>181,640,634</b>
Unamortized debt issuance costs - insurance	413,079	-	-
Other Assets	132,336,721	-	-
Lease assets, net of accumulated amortization	-	-	-
Right-to-use assets, net of accumulated amortization	3,085,460	185,506	-
Capital assets, net of accumulated depreciation	822,193,298	507,754,878	459,871,061
<b>Total noncurrent assets</b>	<b>1,048,056,447</b>	<b>687,967,525</b>	<b>641,511,695</b>
<b>Total assets</b>	<b>1,228,004,118</b>	<b>752,847,117</b>	<b>673,395,016</b>
<b>DEFERRED OUTFLOWS OF RESOURCES:</b>			
Deferred charges on refunding	178,020	269,546	-
Deferred pension balances	3,203,970	1,004,656	720,289
Deferred other post employment benefit balances	618,579	297,179	330,357
<b>Total deferred outflows of resources</b>	<b>4,000,569</b>	<b>1,571,381</b>	<b>1,050,646</b>
<b>LIABILITIES:</b>			
<b>Current liabilities:</b>			
Accounts payable	8,291,329	1,082,836	803,067
Retainage payable	-	478,922	650,682
Claims payable	-	-	-
Compensated absences payable	2,401,067	1,072,938	912,329
Other post employment benefits	127,458	66,252	55,667
Deposits	11,390,619	952,017	769,954
Accrued interest	-	-	-
Interfund payables	-	-	-
Right-to-use liability	2,622,528	25,381	-
Unearned revenue	21,956,924	-	-
Payable from restricted assets:			
Accounts payable	12,636,198	935,937	2,096,820
Retainage payable	4,705,761	2,419,128	810,729
Accrued interest	7,184,326	1,179,431	1,077,243
Certificate, general obligation, and revenue bonds	43,809,571	12,612,283	10,359,471
<b>Total current liabilities paid from restricted     assets</b>	<b>68,335,856</b>	<b>17,146,779</b>	<b>14,344,263</b>
<b>Total current liabilities</b>	<b>115,125,781</b>	<b>20,825,125</b>	<b>17,535,962</b>

(continued on the following page)

CITY OF DENTON, TEXAS  
STATEMENT OF NET POSITION  
PROPRIETARY FUNDS  
AS OF SEPTEMBER 30, 2025

Exhibit VIII

	Business-type Activities - Enterprise Funds			Governmental
	Solid Waste Fund	Airport Fund	Total	Activities -
			Enterprise Funds	Internal Service Funds
<b>ASSETS:</b>				
<b>Current assets:</b>				
Cash, cash equivalents and investments, at fair value	\$ 19,483,260	\$ 3,292,780	\$ 188,178,903	\$ 12,073,483
Receivables, net of allowances:				
Accounts	1,696,498	98,406	16,447,221	-
Unbilled utility service	2,265,545	-	22,807,361	-
Accrued interest	129,584	21,904	1,251,712	79,532
Other	655,104	-	6,837,849	1,871,994
Interfund receivables	-	-	25,355,053	-
Due from other governments	-	-	2,107,243	-
Merchandise inventory	-	-	-	26,229,223
Prepaid items	-	-	41,368,323	6,606
<b>Total current assets</b>	<b>24,229,991</b>	<b>3,413,090</b>	<b>304,353,665</b>	<b>40,260,838</b>
<b>Noncurrent assets:</b>				
<b>Restricted assets:</b>				
Cash, cash equivalents and investments, at fair value	37,466,047	1,243,634	482,019,429	12,380,799
Escrow deposit	-	-	5,437,022	244,000
Accrued interest	249,224	8,273	3,206,391	82,356
Other receivables	-	83,453	83,453	-
<b>Total restricted assets</b>	<b>37,715,271</b>	<b>1,335,360</b>	<b>490,746,295</b>	<b>12,707,155</b>
Unamortized debt issuance costs - insurance	-	-	413,079	-
Other Assets	-	-	132,336,721	-
Lease assets, net of accumulated amortization	-	-	-	94,014
Right-to-use assets, net of accumulated amortization	468,657	-	3,739,623	7,313,004
Capital assets, net of accumulated depreciation	72,403,994	19,899,621	1,882,122,852	19,624,288
<b>Total noncurrent assets</b>	<b>110,587,922</b>	<b>21,234,981</b>	<b>2,509,358,570</b>	<b>39,738,461</b>
<b>Total assets</b>	<b>134,817,913</b>	<b>24,648,071</b>	<b>2,813,712,235</b>	<b>79,999,299</b>
<b>DEFERRED OUTFLOWS OF RESOURCES:</b>				
Deferred charges on refunding	20,312	-	467,878	-
Deferred pension balances	972,187	130,004	6,031,106	3,904,762
Deferred other post employment benefit balances	411,567	18,209	1,675,891	878,843
<b>Total deferred outflows of resources</b>	<b>1,404,066</b>	<b>148,213</b>	<b>8,174,875</b>	<b>4,783,605</b>
<b>LIABILITIES:</b>				
<b>Current liabilities:</b>				
Accounts payable	936,853	87,434	11,201,519	4,016,185
Retainage payable	-	-	1,129,604	29,459
Claims payable	-	-	-	3,004,453
Compensated absences payable	1,407,574	104,672	5,898,580	3,304,574
Other post employment benefits	84,423	4,701	338,501	178,037
Deposits	823,359	11,100	13,947,049	145,945
Accrued interest	-	-	-	282,573
Interfund payables	-	-	-	28,490,454
Right-to-use liability	-	-	2,647,909	4,260,572
Unearned revenue	-	-	21,956,924	-
Payable from restricted assets:				
Accounts payable	109,315	-	15,778,270	4,366
Retainage payable	416,394	-	8,352,012	-
Accrued interest	278,005	-	9,719,005	-
Certificate, general obligation, and revenue bonds	4,791,756	-	71,573,081	1,723,374
<b>Total current liabilities paid from restricted       assets</b>	<b>5,595,470</b>	<b>-</b>	<b>105,422,368</b>	<b>1,727,740</b>
<b>Total current liabilities</b>	<b>8,847,679</b>	<b>207,907</b>	<b>162,542,454</b>	<b>45,439,992</b>

(continued on the following page)

CITY OF DENTON, TEXAS  
STATEMENT OF NET POSITION  
PROPRIETARY FUNDS  
AS OF SEPTEMBER 30, 2025

Exhibit VIII

	Business-type Activities - Enterprise Funds		
	Utility System		
	Electric Fund	Water Fund	Wastewater Fund
<b>Noncurrent liabilities:</b>			
General obligation bonds payable	\$ 87,547,580	\$ 20,046,314	\$ 12,401,069
Certificates of obligation	410,789,819	194,858,761	209,306,380
Revenue bonds payable	311,066,938	9,920,000	-
Compensated absences payable	635,249	127,625	110,456
Claims and judgement payable	-	-	-
Lease liability	-	-	-
Right-to-use liability	111,036	109	-
Net pension liability	13,480,240	3,957,413	3,783,884
Total other post-employment benefits liability	5,985,979	2,909,675	3,196,598
Landfill closure/postclosure costs	-	-	-
<b>Total noncurrent liabilities</b>	<b>829,616,841</b>	<b>231,819,897</b>	<b>228,798,387</b>
<b>Total liabilities</b>	<b>944,742,622</b>	<b>252,645,022</b>	<b>246,334,349</b>
<b>DEFERRED INFLOWS OF RESOURCES:</b>			
Deferred inflows - leases	1,507,377	-	-
Deferred charges on refundings	1,020,712	233,904	350,154
Deferred other post employment benefit balances	1,098,621	553,356	541,872
Deferred - other	-	2,107,243	-
<b>Total deferred inflows of resources</b>	<b>3,626,710</b>	<b>2,894,503</b>	<b>892,026</b>
<b>NET POSITION:</b>			
Net investment in capital assets	172,269,639	372,479,378	352,697,671
Restricted for debt service	22,953,227	404,078	-
Restricted for capital acquisition	-	78,961,142	53,489,400
Unrestricted	88,412,489	47,034,375	21,032,216
<b>Total net position</b>	<b>\$ 283,635,355</b>	<b>\$ 498,878,973</b>	<b>\$ 427,219,287</b>

(continued on the following page)

The notes to the basic financial statements are an integral part of this statement.

CITY OF DENTON, TEXAS  
STATEMENT OF NET POSITION (concluded)  
PROPRIETARY FUNDS  
AS OF SEPTEMBER 30, 2025

	Business-type Activities - Enterprise Funds			Governmental
	Solid Waste Fund	Airport Fund	Total Enterprise Funds	Activities - Internal Service Funds
<b>Noncurrent liabilities:</b>				
General obligation bonds payable	\$ 7,154,728	\$ -	\$ 127,149,691	\$ -
Certificates of obligation	38,872,118	-	853,827,078	20,041,242
Revenue bonds payable	-	-	320,986,938	-
Compensated absences payable	340,639	10,842	1,224,811	360,309
Claims and judgement payable	-	-	-	6,392,399
Lease liability	-	-	-	95,481
Right-to-use liability	394,586	-	505,731	1,853,470
Net pension liability	4,640,987	461,987	26,324,511	13,469,479
Total other post-employment benefits liability	3,674,836	198,467	15,965,555	7,554,733
Landfill closure/postclosure costs	14,298,236	-	14,298,236	-
<b>Total noncurrent liabilities</b>	<b>69,376,130</b>	<b>671,296</b>	<b>1,360,282,551</b>	<b>49,767,113</b>
<b>Total liabilities</b>	<b>78,223,809</b>	<b>879,203</b>	<b>1,522,825,005</b>	<b>95,207,105</b>
<b>DEFERRED INFLOWS OF RESOURCES:</b>				
Deferred inflows - leases	634,484	-	2,141,861	898,062
Deferred charges on refundings	256,908	-	1,861,678	-
Deferred other post employment benefit balances	738,696	36,237	2,968,782	1,498,461
Deferred - other	-	-	2,107,243	-
<b>Total deferred inflows of resources</b>	<b>1,630,088</b>	<b>36,237</b>	<b>9,079,564</b>	<b>2,396,523</b>
<b>NET POSITION:</b>				
Net investment in capital assets	41,668,783	21,151,527	960,266,998	11,433,600
Restricted for debt service	-	-	23,357,305	-
Restricted for capital acquisition	-	1,251,906	133,702,448	-
Unrestricted	14,699,299	1,477,411	172,655,790	(24,254,324)
<b>Total net position</b>	<b>\$ 56,368,082</b>	<b>\$ 23,880,844</b>	<b>\$ 1,289,982,541</b>	<b>\$ (12,820,724)</b>
Adjustment to reflect inclusion of internal service fund activities related to enterprise funds.			(6,647,914)	
<b>Net position of business-type activities (Exhibit I)</b>			<b>\$ 1,283,334,627</b>	

The notes to the basic financial statements are an integral part of this statement.

(concluded)

CITY OF DENTON, TEXAS  
STATEMENT OF REVENUES, EXPENSES AND  
CHANGES IN FUND NET POSITION  
PROPRIETARY FUNDS  
FOR THE YEAR ENDED SEPTEMBER 30, 2025

Exhibit IX

	Business-type Activities - Enterprise Funds		
	Utility System		
	Electric Fund	Water Fund	Wastewater Fund
<b>OPERATING REVENUES:</b>			
Utility services	\$ 248,814,658	\$ 45,463,323	\$ 41,588,841
Charges for goods and services	-	-	-
Other fees	9,481,123	1,380,136	1,951,353
Miscellaneous	-	-	-
Total operating revenues	<u>258,295,781</u>	<u>46,843,459</u>	<u>43,540,194</u>
<b>OPERATING EXPENSES:</b>			
Operating expenses before depreciation and amortization	192,470,221	34,073,460	34,903,110
Depreciation and amortization	26,025,997	13,592,921	14,290,676
Total operating expenses	<u>218,496,218</u>	<u>47,666,381</u>	<u>49,193,786</u>
Operating income (loss)	<u>39,799,563</u>	<u>(822,922)</u>	<u>(5,653,592)</u>
<b>NON-OPERATING REVENUES (EXPENSES):</b>			
Investment revenue	8,130,935	6,448,381	5,740,542
Interest expense and fiscal charges	(24,324,608)	(6,001,761)	(5,925,963)
Impact fee revenue	-	16,933,035	12,554,438
Gain on disposal of capital assets	(365,390)	38,815	348,789
Gas well revenues	-	-	-
Other non-operating revenues (expenses)	10,767,142	15,837,828	3,345,738
Total non-operating revenues (expenses)	<u>(5,791,921)</u>	<u>33,256,298</u>	<u>16,063,544</u>
Income (loss) before contributions and transfers	<u>34,007,642</u>	<u>32,433,376</u>	<u>10,409,952</u>
<b>CONTRIBUTIONS AND TRANSFERS:</b>			
Capital contributions	-	14,760,897	22,638,150
Transfers in	171,697	201,857	688,115
Transfers out	(1,308,009)	(1,369,752)	(430,434)
Total contributions and transfers	<u>(1,136,312)</u>	<u>13,593,002</u>	<u>22,895,831</u>
Change in net position	<u>32,871,330</u>	<u>46,026,378</u>	<u>33,305,783</u>
Net position at beginning of year	<u>250,764,025</u>	<u>452,852,595</u>	<u>393,913,504</u>
Total net position at end of year	<u>\$ 283,635,355</u>	<u>\$ 498,878,973</u>	<u>\$ 427,219,287</u>

(continued on the following page)

The notes to the basic financial statements are an integral part of this statement.

CITY OF DENTON, TEXAS  
STATEMENT OF REVENUES, EXPENSES AND  
CHANGES IN FUND NET POSITION (concluded)  
PROPRIETARY FUNDS  
FOR THE YEAR ENDED SEPTEMBER 30, 2025

	Business-type Activities - Enterprise Funds			Governmental
	Solid Waste Fund	Airport Fund	Total Enterprise Funds	Activities - Internal Service Funds
<b>OPERATING REVENUES:</b>				
Utility services	\$ 43,808,482	\$ 1,964,579	\$ 381,639,883	\$ -
Charges for goods and services	-	-	-	127,800,203
Other fees	774,803	-	13,587,415	-
Miscellaneous	2,649	70,015	72,664	5,177,570
Total operating revenues	<u>44,585,934</u>	<u>2,034,594</u>	<u>395,299,962</u>	<u>132,977,773</u>
<b>OPERATING EXPENSES:</b>				
Operating expenses before depreciation and amortization	35,699,496	1,602,990	298,749,277	133,491,048
Depreciation and amortization	<u>6,352,429</u>	<u>1,243,268</u>	<u>61,505,291</u>	<u>6,206,762</u>
Total operating expenses	<u>42,051,925</u>	<u>2,846,258</u>	<u>360,254,568</u>	<u>139,697,810</u>
Operating income (loss)	<u>2,534,009</u>	<u>(811,664)</u>	<u>35,045,394</u>	<u>(6,720,037)</u>
<b>NON-OPERATING REVENUES (EXPENSES):</b>				
Investment revenue	1,957,152	378,163	22,655,173	1,359,900
Interest expense and fiscal charges	(1,426,861)	-	(37,679,193)	(1,034,446)
Impact fee revenue	-	-	29,487,473	-
Gain on disposal of capital assets	574,577	-	596,791	(1,035,646)
Gas well revenues	-	259,000	259,000	-
Other non-operating revenues (expenses)	-	24,751	29,975,459	(99,358)
Total non-operating revenues (expenses)	<u>1,104,868</u>	<u>661,914</u>	<u>45,294,703</u>	<u>(809,550)</u>
Income (loss) before contributions and transfers	<u>3,638,877</u>	<u>(149,750)</u>	<u>80,340,097</u>	<u>(7,529,587)</u>
<b>CONTRIBUTIONS AND TRANSFERS:</b>				
Capital contributions	-	-	37,399,047	30,000
Transfers in	156,589	-	1,218,258	67,970
Transfers out	<u>(4,049)</u>	<u>(751,656)</u>	<u>(3,863,900)</u>	<u>(338,013)</u>
Total contributions and transfers	<u>152,540</u>	<u>(751,656)</u>	<u>34,753,405</u>	<u>(240,043)</u>
Change in net position	3,791,417	(901,406)	115,093,502	(7,769,630)
Net position at beginning of year	<u>52,576,665</u>	<u>24,782,250</u>	<u>1,174,889,039</u>	<u>(5,051,094)</u>
Total net position at end of year	<u>\$ 56,368,082</u>	<u>\$ 23,880,844</u>	<u>\$ 1,289,982,541</u>	<u>\$ (12,820,724)</u>
Change in fund net position of proprietary funds			115,093,502	
Adjustment to reflect inclusion of internal service fund activities related to enterprise funds.			<u>(5,082,891)</u>	
Change in net position of business-type activities (Exhibit II)			<u>\$ 110,010,611</u>	

The notes to the basic financial statements are an integral part of this statement.

(concluded)

CITY OF DENTON, TEXAS  
STATEMENT OF CASH FLOWS  
PROPRIETARY FUNDS  
FOR THE YEAR ENDED SEPTEMBER 30, 2025

Exhibit X

	Business-type Activities - Enterprise Funds		
	Utility System		
	Electric Fund	Water Fund	Wastewater Fund
<b>CASH FLOWS FROM OPERATING ACTIVITIES:</b>			
Cash received from customers	\$ 277,940,303	\$ 44,693,004	\$ 42,615,098
Cash paid to employees for services	(24,475,363)	(11,109,464)	(9,029,241)
Cash paid to suppliers	(176,014,877)	(28,491,326)	(25,535,031)
Net cash provided (used) by operating activities	77,450,063	5,092,214	8,050,826
<b>CASH FLOWS FROM NONCAPITAL FINANCING ACTIVITIES:</b>			
Transfers in	171,697	201,857	688,115
Transfers out	(1,308,009)	(1,369,752)	(430,434)
Other nonoperating revenues	-	17,945,071	3,345,738
Principal payments on non-capital debt	(5,615,000)	-	-
Interest and fiscal charges on non-capital debt	(124,500)	-	-
Net cash provided (used) by noncapital financing activities:	(6,875,812)	16,777,176	3,603,419
<b>CASH FLOWS FROM CAPITAL AND RELATED FINANCING ACTIVITIES:</b>			
Proceeds from issuance of debt	65,610,171	91,981,417	81,413,338
Principal payments on capital debt	(56,415,000)	(8,131,433)	(9,905,000)
Interest and fiscal charges	(29,272,288)	(10,528,167)	(7,157,097)
Lease liability	-	-	-
Acquisition of Right-to-use assets	(1,734,443)	76,325	-
Proceeds from gas wells	-	-	-
Proceeds from impact fees	-	16,933,035	12,554,438
Proceeds from lease financing	-	-	-
Proceeds from capital contributions and transfers in	-	-	-
Proceeds from sale or reimbursement of capital assets	336,353	42,550	408,150
Acquisition and construction of capital assets	(85,145,830)	(58,218,126)	(36,579,791)
Net cash provided (used) by capital financing activities	(106,621,037)	32,155,601	40,734,038
<b>CASH FLOWS FROM INVESTING ACTIVITIES:</b>			
Proceeds from sale and maturities of investment securities	91,610,849	38,640,244	33,027,242
Purchase of investment securities	(83,094,618)	(82,572,714)	(74,635,627)
Interest received on investments	8,350,225	6,119,676	5,258,830
Proceeds from ownership investment	3,267,142	-	-
Net cash provided (used) by investing activities	20,133,598	(37,812,794)	(36,349,555)
Net increase (decrease) in cash and cash equivalents	(15,913,188)	16,212,197	16,038,728
Cash and cash equivalents at beginning of year	79,910,991	67,620,780	59,707,711
Cash and cash equivalents at end of year	63,997,803	83,832,977	75,746,439
Investments, at fair value (Note IV.A.)	110,245,551	144,405,555	130,484,286
Cash, cash equivalents and investments, at fair value	\$ 174,243,354	\$ 228,238,532	\$ 206,230,725
<b>RECONCILIATION OF OPERATING INCOME (LOSS) TO NET CASH PROVIDED (USED) BY OPERATING ACTIVITIES:</b>			
Operating income (loss)	\$ 39,799,563	\$ (822,922)	\$ (5,653,592)
<b>Adjustments:</b>			
Depreciation and amortization expense	26,025,997	13,592,921	14,290,676
Decrease (Increase) in receivables	932,605	(1,579,723)	(212,823)
Decrease (Increase) in interfund receivables	(2,568,623)	(570,732)	(712,273)
Decrease (Increase) in inventories	-	-	-
Decrease (Increase) in customer deposits	(523,773)	-	-
Decrease (Increase) in prepaid items	(21,496,197)	-	-
Decrease (Increase) in other assets	2,258,072	-	-
Decrease (Increase) in escrow deposits	-	(5,437,022)	-
Increase (Decrease) in accounts payable	9,883,799	(896,639)	(408,087)
Decrease in unearned revenue	21,956,924	-	-
Increase (Decrease) in compensated absences payable	1,048,025	665,439	623,004
Increase (Decrease) in net municipal pension balances	116,303	41,094	32,930
Increase (Decrease) in other post-employment benefit balances	169,979	99,798	90,991
Increase (Decrease) in closure/postclosure liability	-	-	-
Increase (Decrease) in interfund payables	-	-	-
Increase (Decrease) in lease deferred inflows	(152,611)	-	-
Total adjustments	37,650,500	5,915,136	13,704,418
Net cash provided (used) by operating activities	\$ 77,450,063	\$ 5,092,214	\$ 8,050,826
<b>NONCASH CAPITAL, INVESTING AND FINANCING ACTIVITIES:</b>			
Decrease in fair value of investments	(317,239)	(93,888)	(72,734)
Capital asset contributions	-	14,760,897	22,638,150
Right-to-use assets acquired through lease and SBITA Liabilities	(611,257)	-	-

The notes to the basic financial statements are an integral part of this statement.

(continued on the following page)

CITY OF DENTON, TEXAS  
STATEMENT OF CASH FLOWS (concluded)  
PROPRIETARY FUNDS  
FOR THE YEAR ENDED SEPTEMBER 30, 2025

Exhibit X

	Business-type Activities - Enterprise Funds			Governmental
	Solid Waste Fund	Airport Fund	Total Enterprise Funds	Activities Internal Service Funds
<b>CASH FLOWS FROM OPERATING ACTIVITIES:</b>				
Cash received from customers	\$ 44,897,897	\$ 2,027,127	\$ 412,173,429	\$ 132,380,175
Cash paid to employees for services	(13,879,980)	(780,817)	(59,274,865)	(34,246,478)
Cash paid to suppliers	(19,478,404)	(791,346)	(250,310,984)	(96,191,435)
Net cash provided (used) by operating activities	11,539,513	454,964	102,587,580	1,942,262
<b>CASH FLOWS FROM NONCAPITAL FINANCING ACTIVITIES:</b>				
Transfers in	156,589	-	1,218,258	67,970
Transfers out	(4,049)	(751,656)	(3,863,900)	(338,013)
Other nonoperating revenues	-	-	21,290,809	-
Principal payments on non-capital debt	-	-	(5,615,000)	-
Interest and fiscal charges on non-capital debt	-	-	(124,500)	-
Net cash provided (used) by noncapital financing activities:	152,540	(751,656)	12,905,667	(270,043)
<b>CASH FLOWS FROM CAPITAL AND RELATED FINANCING ACTIVITIES:</b>				
Proceeds from issuance of debt	13,239,412	-	252,244,338	(710,000)
Principal payments on capital debt	(5,804,597)	-	(80,256,030)	2,110,323
Interest and fiscal charges	(1,582,129)	-	(48,539,681)	(889,340)
Lease liability	-	-	-	(78,205)
Acquisition of Right-to-use assets	(57,844)	-	(1,715,962)	(3,543,051)
Proceeds from gas wells	-	259,000	259,000	-
Proceeds from impact fees	-	-	29,487,473	-
Proceeds from lease financing	-	-	-	2,993
Proceeds from capital contributions and transfers in	-	-	-	30,000
Proceeds from sale or reimbursement of capital assets	1,218,250	-	2,005,303	(232,889)
Acquisition and construction of capital assets	(15,341,195)	33,497	(195,251,445)	(4,271,302)
Net cash provided (used) by capital financing activities	(8,328,103)	292,497	(41,767,004)	(7,581,471)
<b>CASH FLOWS FROM INVESTING ACTIVITIES:</b>				
Proceeds from sale and maturities of investment securities	18,583,515	1,576,815	183,438,665	7,318,303
Purchase of investment securities	(23,744,572)	(1,964,471)	(266,012,002)	(5,748,890)
Interest received on investments	1,941,421	383,220	22,053,372	1,397,460
Proceeds from ownership investment	-	-	3,267,142	-
Net cash provided (used) by investing activities	(3,219,636)	(4,436)	(57,252,823)	2,966,873
Net increase (decrease) in cash and cash equivalents	144,314	(8,631)	16,473,420	(2,942,379)
Cash and cash equivalents at beginning of year	20,774,348	1,674,719	229,688,549	11,998,410
Cash and cash equivalents at end of year	20,918,662	1,666,088	246,161,969	9,056,031
Investments, at fair value (Note IV.A.)	36,030,645	2,870,326	424,036,363	15,398,251
Cash, cash equivalents and investments, at fair value	\$ 56,949,307	\$ 4,536,414	\$ 670,198,332	\$ 24,454,282
<b>RECONCILIATION OF OPERATING INCOME (LOSS) TO NET CASH PROVIDED (USED) BY OPERATING ACTIVITIES:</b>				
Operating income (loss)	\$ 2,534,009	\$ (811,664)	\$ 35,045,394	\$ (6,720,037)
<b>Adjustments:</b>				
Depreciation and amortization expense	6,352,429	1,243,268	61,505,291	6,206,762
Decrease (Increase) in receivables	156,243	(7,467)	(711,165)	(1,739)
Decrease (Increase) in interfund receivables	-	-	(3,851,628)	-
Decrease (Increase) in inventories	-	-	-	(3,279,938)
Decrease (Increase) in customer deposits	183,406	-	(340,367)	-
Decrease (Increase) in prepaid items	-	-	(21,496,197)	4,574
Decrease (Increase) in other assets	-	-	2,258,072	-
Decrease (Increase) in escrow deposits	-	-	(5,437,022)	-
Increase (Decrease) in accounts payable	(34,673)	(37,443)	8,506,957	1,321,091
Decrease in unearned revenue	-	-	21,956,924	-
Increase (Decrease) in compensated absences payable	1,048,827	58,141	3,443,436	1,935,663
Increase (Decrease) in net municipal pension balances	50,876	119,877	361,080	139,033
Increase (Decrease) in other post-employment benefit balances	119,775	(109,748)	370,795	332,711
Increase (Decrease) in closure/postclosure liability	1,152,911	-	1,152,911	-
Increase (Decrease) in interfund payables	3,396	-	3,396	2,101,494
Increase (Decrease) in lease deferred inflows	(27,686)	-	(180,297)	(97,352)
Total adjustments	9,005,504	1,266,628	67,542,186	8,662,299
Net cash provided (used) by operating activities	\$ 11,539,513	\$ 454,964	\$ 102,587,580	\$ 1,942,262
<b>NONCASH CAPITAL, INVESTING AND FINANCING ACTIVITIES:</b>				
Decrease in fair value of investments	(57,303)	(4,737)	(545,901)	(46,544)
Capital asset contributions	-	-	37,399,047	30,000
Right-to-use assets acquired through lease and SBITA Liabilities	390,398	-	(220,859)	4,742,073

The notes to the basic financial statements are an integral part of this statement.

(concluded)

CITY OF DENTON, TEXAS  
STATEMENT OF FIDUCIARY NET POSITION  
TOURISM PUBLIC IMPROVEMENT DIST. FUND  
AS OF SEPTEMBER 30, 2025

Exhibit XI

	<b>Tourism Public Improvement District Fund</b>
<b>ASSETS</b>	
Cash, cash equivalents and investments at fair value	\$ 272,817
Receivables:	
Accounts receivable	<u>1,815</u>
<b>Total assets</b>	<u><u>274,632</u></u>
 <b>LIABILITIES</b>	
<b>Total liabilities</b>	<u><u>-</u></u>
 <b>NET POSITION</b>	
Restricted for:	
Other Organizations and Governments	274,632
<b>Total net position</b>	<u><u>\$ 274,632</u></u>

DRAFT

Exhibit XII

CITY OF DENTON, TEXAS  
STATEMENT OF CHANGES IN FIDUCIARY NET POSITION  
TOURISM PUBLIC IMPROVEMENT DIST. FUND  
FOR THE YEAR ENDED SEPTEMBER 30, 2025

	<b>Tourism Public Improvement District Fund</b>
<b>ADDITIONS</b>	
Assessments Collected	\$ 981,871
Investment revenue	17,049
Total additions	<u>998,920</u>
<b>DEDUCTIONS</b>	
Payments to DTPID	719,506
Administrative Costs	64,160
Total deductions	<u>783,666</u>
 Net increase (decrease) in fiduciary net position	 <u>215,254</u>
 Net position, beginning	 59,378
 Net position, ending	 <u>\$ 274,632</u>

DRAFT

**CITY OF DENTON, TEXAS**  
**NOTES TO BASIC FINANCIAL STATEMENTS**  
**SEPTEMBER 30, 2025**

**I. SUMMARY OF SIGNIFICANT ACCOUNTING POLICIES**

The City of Denton is a municipal corporation governed by an elected seven-member council consisting of a mayor elected at large and six councilpersons, four representing specific geographical districts and two elected at large. The City receives funding from state and federal government sources and must comply with the requirements of these funding source entities. However, the City is not included in any other governmental “reporting entity,” as defined in pronouncements by the Governmental Accounting Standards Board (GASB), as council members are elected by the public and have decision-making authority, the authority to levy taxes, the power to designate management, the ability to significantly influence operations, and primary accountability for fiscal matters.

The financial statements of the City have been prepared to conform to accounting principles generally accepted (GAAP) in the United States of America as applicable to state and local governments. Generally accepted accounting principles for local governments include principles prescribed by GASB, the accepted standard-setting body for establishing governmental accounting and financial reporting principles. The following is a summary of the more significant policies.

**A. Reporting Entity**

An elected seven-member council consisting of a mayor and six councilpersons governs the City. As required by accounting principles generally accepted in the United States of America, these financial statements present the City (the primary government) and its component units, which are entities for which the City is considered to be financially accountable. Blended component units, although legally separate entities, are, in substance, part of the City's operations, and so data from these units are combined with data from the primary government. A discretely presented component unit, on the other hand, is reported in a separate column in the government-wide financial statements to emphasize it is legally separate from the City. The City had no component units, discretely presented or blended, at September 30, 2025.

**B. Government-wide and Fund Financial Statements**

The basic financial statements include both government-wide (based on the City as a whole) and fund financial statements. The reporting focus is either the City as a whole (government-wide financial statements) or major individual funds (within the fund financial statements). The government-wide financial statements (i.e., the statement of net position and the statement of activities) report information on all non-fiduciary activities of the primary government. For the most part, the effect of inter-fund activity has been removed from these statements. Governmental activities, which normally are supported by taxes and intergovernmental revenues, are reported separately from business-type activities, which rely to a significant extent on fees and charges for support.

The government-wide statement of activities demonstrates the degree to which the direct expenses of a functional category (public safety, public works, etc.) or segment are offset by program revenues. Direct expenses are those that are clearly identifiable with a specific function or segment. Program revenues include (1) charges to customers or applicants who purchase, use or directly benefit from goods, services or privileges provided by a given function or segment; (2) grants and contributions that are restricted to meeting operational requirements of a particular function or segment; and (3) grants and contributions that are restricted to meeting the capital requirements of a particular function or segment. Taxes and other items not properly included among program revenues are reported instead as general revenues.

The net cost (by function or business-type activity) is normally covered by general revenue (property taxes, sales taxes, franchise fees, interest income, etc.).

Separate fund financial statements are provided for governmental funds and proprietary funds. Major governmental funds and major enterprise funds are reported as separate columns in the fund financial statements. GASB Statement No. 34 sets forth minimum criteria (percentage of assets, liabilities, revenues or expenditures/expenses of either fund category and for the governmental and enterprise funds combined) for the determination of major funds. Non-major funds are combined in a column in the fund financial statements.

**CITY OF DENTON, TEXAS**  
**NOTES TO BASIC FINANCIAL STATEMENTS (continued)**  
**SEPTEMBER 30, 2025**

Internal service funds, which traditionally provide services primarily to other funds of the government, are presented in summary form as part of the proprietary fund financial statements. The financial statements of internal service funds are allocated (based on the percentage of goods or services provided) between the governmental and business-type activities when presented at the government-wide level.

The government-wide focus is more on the sustainability of the City as an entity and the change in aggregate financial position resulting from the activities of the fiscal period. The focus of the fund financial statements is on the major individual funds of the governmental and business-type categories, as well as the fiduciary funds (by category). Each presentation provides valuable information that can be analyzed and compared to enhance the usefulness of the information.

**C. Measurement Focus, Basis of Accounting and Financial Statement Presentation**

The government-wide financial statements are reported using the economic resources measurement focus and the accrual basis of accounting, as are the proprietary fund statements. Revenues are recorded when earned, and expenses are recorded when a liability is incurred, regardless of the timing of related cash flows. Property taxes are recognized as revenues in the year for which they are levied. Grants and similar items are recognized as revenue as soon as all eligibility requirements imposed by the provider have been met.

Governmental fund-level financial statements are reported using the current financial resources measurement focus and the modified accrual basis of accounting. Revenues are recognized and susceptible to accrual as soon as they are both measurable and available. Revenues are available when they are collectible within the current period or soon enough thereafter to pay liabilities of the current period. For this purpose, the government considers revenues to be available if they are collected within 60 days of the end of the current fiscal period. Any amounts collected beyond the 60 days are recorded as deferred inflows of resources. Expenditures are generally recorded when a liability is incurred, as under accrual accounting. However, debt service expenditures, as well as expenditures related to compensated absences and claims and judgments, are recorded only when payment is due.

The City reports the following major governmental funds:

The general fund is the City's primary operating fund. All general tax revenues and other receipts that are not allocated by law or contractual agreement to some other fund are accounted for in this fund. From the fund are paid general operating costs, fixed charges and capital improvement costs that are not paid through other funds.

The debt service fund accounts for the accumulation of financial resources for the payment of principal, interest, and related costs on general long-term debt, paid primarily by taxes levied by the City. On a budgetary basis, the debt service fund also accounts for pass-through debt service payments from the self-supporting proprietary funds.

The capital projects fund accounts for financial resources used for the acquisition or construction of capital other than those recorded in the enterprise funds and internal service funds.

The ARPA fund accounts for the federal resources received by the City from the American Rescue Plan Act of 2021 and used for the programs as outlined by the plan.

Other governmental funds are a summarization of all the non-major governmental funds.

The City reports the following major proprietary funds:

The City utility system is made up of three separate funds as follows:

The electric fund accounts for electrical utility services to the residents and commercial establishments of the City. Activities necessary to provide such services are accounted for in the fund, including, but not limited to, administration, operations, maintenance, finance, and related debt service.

**CITY OF DENTON, TEXAS**  
**NOTES TO BASIC FINANCIAL STATEMENTS (continued)**  
**SEPTEMBER 30, 2025**

The water fund accounts for water utility services to the residents and commercial establishments of the City. Activities necessary to provide such services are accounted for in the fund, including, but not limited to, administration, operations, maintenance, finance, and related debt service.

The wastewater fund accounts for sewer and storm water services to the residents and commercial establishments of the City. Activities necessary to provide such services are accounted for in the fund, including, but not limited to, administration, operations, maintenance, finance, and related debt service.

The City provides additional services through the following funds:

The solid waste fund accounts for the provision of solid waste services to the residents of the City. Activities necessary to provide such services are accounted for in the fund, including, but not limited to, administration, operations, maintenance, finance, and related debt service.

The airport fund accounts for the airport services to the public and is funded through operational and gas well revenues. Activities necessary to provide such services are accounted for in the fund, including, but not limited to, administration, operations, maintenance, and finance.

The City additionally reports the following funds:

Internal service funds are used to account for the financing of materials and services provided by one department of the City to other departments of the City on a cost-reimbursement basis.

The materials management fund accounts for the financing of the goods and services of the purchasing department as well as the management and inventory of the City warehouse activities.

The fleet services fund accounts for the financing of goods and services provided by the activities of the City garage and machine shop to other departments.

The health insurance fund accounts for the accumulation of resources for the self-insurance activities of the City for employee medical insurance as well as other employee insurance benefits including long-term disability, short-term disability, and dental and vision insurances.

The risk retention fund accounts for the accumulation of resources for the payment of activities associated with providing general liability insurance coverage and self-funded activities for City departments.

The technology services fund accounts for financing and management of technology equipment, software, and services such as programming, support, training, maintenance, and office services to City departments.

The engineering services fund accounts for providing engineering, real estate, public works inspection, and development review services primarily to City departments although some services are provided to and paid by external entities.

The customer service fund accounts for providing customer service activities to residents and businesses for City departments. Services include bill pay, utility service requests, connect/disconnect services, maintenance of customer accounts, utility billing, operator calls, collections, accounts receivable, and cash handling.

The facilities fund accounts for the maintenance of all city-owned facilities and vertical construction projects.

The environmental services fund accounts for the consolidated environmental-related services provided across the City.

**CITY OF DENTON, TEXAS**  
**NOTES TO BASIC FINANCIAL STATEMENTS (continued)**  
**SEPTEMBER 30, 2025**

Proprietary funds distinguish operating revenues and expenses from non-operating items. Operating revenues and expenses generally result from providing services and producing and delivering goods in connection with a proprietary fund's principal ongoing operations. The principal operating revenues of the City's electric, water, wastewater, solid waste, and airport funds are charges to customers for services. Operating expenses for the enterprise funds and internal service funds include the cost of sales and services, administrative expenses, and depreciation on capital assets. All revenues and expenses not meeting this definition are reported as non-operating revenues and expenses. The City recognizes, as an asset or a liability, the difference between the electric fund's energy cost adjustment (ECA) revenue collected and related costs.

Fiduciary funds are used to account for resources held for the benefit of parties outside the government. Fiduciary funds are not reflected in the government-wide financial statements because the resources of those funds are not available to support the City's own programs. The accounting used for fiduciary funds is much like that used for proprietary funds.

When both restricted and unrestricted resources are available for use, it is the City's policy to use restricted resources first, then unrestricted resources as they are needed.

#### **D. Budgetary Information**

The City Council follows these procedures, as prescribed by City Charter, in establishing the budgets reflected in the financial statements:

1. Within the time period required by law, the City Manager submits to the City Council a proposed budget for the fiscal year beginning on the following October 1. The operating budget includes proposed expenditures and the means of financing them.
2. Public hearings are conducted prior to the adoption of the budget to obtain taxpayer comments.
3. The annual budget adopted by the City Council covers the general fund, non-major special revenue funds (Police Confiscation Fund, Tourist and Convention Fund, Gas Well Revenues Fund, Street Improvement Fund, and the Citizens' Park Trusts), the debt service fund, the enterprise funds, and internal service funds. The budget is legally enacted by the City Council through passage of an ordinance prior to the beginning of the fiscal year. The basic financial statements reflect the legal level of control, (i.e. the level at which expenditures cannot legally exceed the appropriated amount) which is established at the total fund level as approved by City Council.
4. The City Charter provides for the City Manager to transfer any part of the unencumbered appropriation balance or the entire balance thereof between programs or general classifications of expenditures within an office, department, agency, or organizational unit. (The City Council defines an organizational unit as set forth in Article VIII, Section 8.07 of the City Charter, to be a fund that has been appropriated by the City Council.) City Council approval is not required up to the fund level. The Charter also provides that at any time during the year, at the request of the City Manager, City Council may by resolution transfer any part of the unencumbered appropriation balance or the entire balance thereof from one office, department, agency, or organizational unit to another, as well as make any increases in fund appropriations.

Budgets are adopted on a basis for the governmental funds and the budgeted special revenue funds which are generally consistent with generally accepted accounting principles. Budgets for enterprise funds are prepared on the full accrual basis, except certain noncash transactions such as depreciation expense and amortization on debt issuance costs where it is not budgeted, and debt service payments where it is budgeted. Also, during the budgetary process, amounts are included in all fund budgets to recognize administrative transfers between funds for goods or services. These amounts are not included in the reporting of actual activity for the funds. For funds reporting required budget-to-actual comparisons, these administrative transfers are included as adjustments – budgetary basis.

**CITY OF DENTON, TEXAS**  
**NOTES TO BASIC FINANCIAL STATEMENTS (continued)**  
**SEPTEMBER 30, 2025**

Appropriations in all budgeted funds lapse at the end of the fiscal year even if they have related encumbrances. Encumbrances are commitments related to unperformed contracts for goods or services (i.e., purchase orders and contracts). While all appropriations and encumbrances lapse at year end, valid outstanding encumbrances are re-appropriated against the subsequent year's budget, reducing the available appropriations for additional expenditures.

**E. Assets, Liabilities and Net Position or Equity**

1. Cash, cash equivalents and investments

The City's cash and cash equivalents are cash on hand, demand deposits and short-term investments with original maturities of three months or less from the date of acquisition. Investments are carried at fair value, except for the position in local government investment pools. Fair value is determined as the price at which two willing parties would complete an exchange.

The City uses a pooled cash and investment fund to hold and account for all the City's investments. For financial reporting purposes, the investment balances in the pooled fund are allocated back to the individual funds based on their respective share of the pooled total. Interest earned on investments is also allocated back and recorded directly to the individual funds monthly.

2. Receivables

Outstanding balances between funds are reported as "interfund receivables/payables." Any residual balances between governmental activities and business-type activities are reported in the government-wide statements as "internal balances."

Trade, property tax receivables, and municipal court receivables are shown as a net of an allowance for uncollectible accounts. The City accrues amounts for utility services provided in September but not billed by September 30, 2025.

3. Inventories

Inventories of supplies are maintained at the City warehouse for use by all City funds and are accounted for by the consumption method. Cost is determined by using a moving average method. No inventories exist in the governmental fund types.

4. Prepaid items

Certain costs applicable to future accounting periods are recorded as prepaid items. Most of these balances are due to payments into an account for energy settlements in the Electric Fund and health claims in the Employee Insurance Fund.

5. Other Assets

Certain costs applicable to future accounting periods are recorded as other assets. In a prior fiscal year, the City impaired its TMPA prepaid purchase power due to a permanent closure in generation and subsequent sale of the plant. The impaired amount was recorded as an Other Asset (regulatory) that will be fully amortized in FY 2025. See note IV.F. for more information on Other Assets and V.E. Agreement with TMPA for further information regarding TMPA.

6. Restricted assets

Certain proceeds of the City's governmental and proprietary fund general obligation bonds and certificates of obligation, as well as certain resources set aside for their repayment, are classified as restricted assets on the balance sheet because their use is limited by applicable bond covenants. Assets collected from impact fees are limited by state statute in use and shown as restricted on the balance sheet of the Water and Wastewater funds.

**CITY OF DENTON, TEXAS**  
**NOTES TO BASIC FINANCIAL STATEMENTS (continued)**  
**SEPTEMBER 30, 2025**

7. Capital assets

Capital assets, which include property, plant, equipment, and infrastructure assets (e.g., roads, bridges, sidewalks, and similar items) are reported in applicable governmental or business-type activities columns in the government-wide financial statements and in the proprietary fund financial statements. The City defines capital assets as assets with an initial, individual cost of more than \$15,000 and an estimated useful life more than one year. Such assets are recorded at historical cost or estimated historical cost if purchased or constructed. Donated capital assets are recorded at acquisition value, which is the price that would be paid to acquire an asset with equivalent service potential at the acquisition date. Major outlays for capital assets and improvements are capitalized as projects are constructed.

Capital assets are depreciated using the straight-line method over the following useful lives:

<u>Assets</u>	<u>Years</u>
Buildings	40
Infrastructure	20 – 40
General improvements	10
Machinery and equipment	10 – 20
Furniture and office equipment	10
Computer equipment/software	3 – 10
Plant and equipment	5
Underground pipe	40
Water storage rights	50 – 100
Water recreation rights	50
Communication equipment	5
Vehicles	3 – 10
Leases	1 – 100
Subscription-based IT agreement	1 – 5

Renewals and betterments of property and equipment are capitalized, whereas normal repair and maintenance are charged to expense as incurred.

8. Compensated absences

The City allows full-time employees to accumulate unused vacation time without a maximum balance. Upon termination, accumulated vacation time up to 320 hours (480 for civil service fire employees) will be paid to an employee. Generally, sick leave is not paid upon termination except for civil service fire fighters and police officers. Firefighters and police officers accumulate unused sick leave for payout up to a maximum of 1080 hours and 720 hours, respectively. All other employees are paid only upon illness or other valid sick leave uses while employed by the City. Accumulated vacation and sick leave is accrued when incurred in the government-wide and proprietary fund financial statements. A liability for these amounts is reported in governmental funds only if they have matured, for example, as a result of employee resignations and retirements but have not been paid this amount at the end of the fiscal year. The General Fund and Other Governmental Funds are used to record any payout expenditures of the governmental funds' employees and related liability, while proprietary fund payouts for their employees are recorded as reductions to the liabilities in those funds.

9. Arbitrage

Arbitrage involves the investment of the proceeds from the sale of tax-exempt bonds in taxable instruments and securities authorized by the Public Funds Investment Act (Texas Government Code, Chapter 2256) that yield a higher rate, resulting in interest revenue in excess of interest costs. Federal tax

**CITY OF DENTON, TEXAS**  
**NOTES TO BASIC FINANCIAL STATEMENTS (continued)**  
**SEPTEMBER 30, 2025**

code requires that these excess earnings be rebated to the federal government. The Capital Projects Fund has been used in prior years to liquidate governmental funds' related liability. A liability was recorded at September 30, 2025, in the amount of \$450,329 for positive arbitrage payments related to the 2020 bond issuance.

**10. Pensions**

For purposes of measuring the net pension liability, pension-related deferred outflows and inflows of resources, and pension expense, information about the Fiduciary Net Position of the Texas Municipal Retirement System (TMRS) and the Firemen's Relief and Retirement Fund (FRRF) and additions to/deductions from TMRS's and the FRRF's Fiduciary Net Position have been determined on the same basis as they are reported by TMRS and the FRRF. For this purpose, plan contributions are recognized in the period that compensation is reported for the employee, which is when contributions are legally due. Benefit payments and refunds are recognized when due and payable in accordance with the benefit terms. Investments are reported at fair value.

**11. Other post-employment benefits**

The City participates in a single-employer, unfunded, defined benefit group-term life insurance plan operated by the Texas Municipal Retirement System (TMRS) known as the Supplemental Death Benefit Fund (SDBF). The City elected, by ordinance, to provide group-term life insurance coverage to both current and retired employees. The funding policy for the SDBF program is to assure that adequate resources are available to meet all death benefit payments for the upcoming year rather than prefunding. Benefit payments are treated as being equal to the City's yearly contribution for retirees. For purposes of measuring the total SDBF OPEB liability, related deferred outflows and inflows of resources, and expense, City specific information about its total SDBF liability and additions to/deductions from the City's total SDBF liability have been determined on the same basis as they are reported by TMRS. The SDBF expense and deferred (inflows)/outflows of resources related to SDBF, primarily result from changes in the components of the total SDBF liability. Most changes in the total SDBF liability will be included in SDBF expense in the period of the change. For example, changes in the total SDBF liability resulting from current-period service cost, interest on the Total OPEB Liability, and changes of benefit terms are required to be included in SDBF expense immediately. Changes in the total SDBF liability that have not been included in SDBF expense are required to be reported as deferred outflows of resources or deferred inflows of resources related to SDBF.

The City provides post-employment medical care (Medical OPEB) for retired employees through a single employer defined benefit medical plan. The plan provides medical benefits for eligible retirees, their spouses, and their dependents through the City's group health insurance plans. By providing retirees with access to the City's healthcare plans based on the same rates it charges to active employees, the City is in effect providing a subsidy to retirees. This implied subsidy exists because, on average, retiree healthcare costs are higher than active employee healthcare costs. By the City not contributing anything toward the plan in advance, the City employs a pay-as-you-go method through paying the higher rate for active employees each year. The City also contributes up to \$200 per month, based on years of service, toward the cost of retiree coverage. As an irrevocable trust has not been established, the plan is not accounted for as a trust fund. For this purpose, plan contributions are recognized in the period that the direct and indirect subsidies are paid by the City. Total OPEB liability, OPEB-related deferred outflows, and inflows of resources, and OPEB expense is based on the actuarial measurement dates.

**12. Long-term obligations**

In the government-wide financial statements and proprietary fund types in the fund financial statements, long-term obligations are reported as liabilities. Bond premiums and discounts are deferred and amortized over the life of the bonds. Bonds payable are reported net of the applicable bond premium or discount. Gain/loss on refunding are reported as deferred outflow/inflow and recognized as a component of interest expense over the remaining life of the old debt or life of the new debt, whichever is shorter.

**CITY OF DENTON, TEXAS**  
**NOTES TO BASIC FINANCIAL STATEMENTS (continued)**  
**SEPTEMBER 30, 2025**

In the fund financial statements, governmental fund types recognize bond premiums and discounts, as well as bond issuance costs, during the current period. The face amount of debt issued is reported as other financing sources. Premiums received on debt issuances are reported as other financing sources while discounts on debt issuances are reported as other financing uses. Issuance costs, whether or not withheld from the actual debt proceeds received, are reported as debt service expenditures.

13. Fund balance

The City follows GASB Statement No. 54, “Fund Balance Reporting and Governmental Fund Type Definitions”, and in accordance with the statement, the classifications of governmental fund balances are presented as follows:

*Nonspendable fund balances* – include amounts not in a spendable form or are legally or contractually required to be maintained intact. Examples include inventory or endowments.

*Restricted fund balance* – include amounts that can be spent only for the specific purposes stipulated by external resource providers, creditors, grantors, and contributors or through enabling legislation.

*Committed fund balance* – include amounts that can be used only for the specific purposes determined by the City Council through an ordinance and may only be changed or lifted through another ordinance. The ordinance must either adopt or rescind the commitment, as applicable, prior to the last day of the fiscal year for which the commitment is made. The amount subject to the constraint may be determined in the subsequent period.

*Assigned fund balance* - comprise amounts intended to be used for specific purposes. Intent can be expressed by the City Council, or per the policy adopted by an ordinance by the City Council, the City Manager or the City Manager’s designee (assistant city manager) may also make an assignment. In governmental funds other than the general fund, assigned fund balance represents the amount that is not restricted or committed and, at a minimum, is intended for the purpose of that fund.

*Unassigned fund balance* – is the residual classification of the general fund and includes all amounts not constrained in the other classifications. Unassigned amounts are technically available for any purpose. The General Fund is the only fund to report a positive unassigned fund balance amount. However, other governmental funds may report a negative unassigned fund balance as necessary if expenditures incurred for specific purposes exceed the amounts restricted, committed, or assigned for those purposes.

When multiple categories of fund balance are available for expenditure and approved for use by the City Council, the City will start with the most restricted category and spend those funds first before moving down to the next category with available funds. Normally this would result in the use of restricted, then committed, then assigned, and lastly, unassigned fund balance.

14. Minimum fund balance policy

It is the goal of the City to achieve and maintain an unassigned fund balance in the General Fund equal to 20% of budgeted expenditures. An additional 5% resiliency reserve (25% combined total) may be maintained to safeguard against unusual financial circumstances or economic downturns.

15. Net position

Net position represents the difference between assets, deferred inflows, deferred outflows, and liabilities. Net investment in capital assets consists of capital assets net of accumulated depreciation and the outstanding balances of any borrowing spent for the acquisition, construction, or improvements of those assets. Net position is reported as restricted when there are limitations imposed on their use either through the enabling legislation adopted by the City or through external restrictions imposed by creditors, grantors or laws or regulations of other governments.

**CITY OF DENTON, TEXAS**  
**NOTES TO BASIC FINANCIAL STATEMENTS (continued)**  
**SEPTEMBER 30, 2025**

16. Deferred outflows and inflows of resources

In addition to assets, the statement of net position and/or balance sheet will sometimes report a separate section for deferred outflows of resources. This separate financial statement element, deferred outflows of resources, represents a consumption of net assets that applies to future periods and will not be recognized as an outflow of resources, either expenses or expenditures, until that time. The City reports the following items qualifying for this category:

- Deferred loss on refunding reported in the statements of net position - A deferred charge on refunding results from the difference in the carrying value of refunded debt and its reacquisition price and is amortized over the shorter of the life of the refunded or refunding debt.
- Deferred pension and OPEB actuarial losses reported in the statement of net position – A deferred charge is recorded for the difference between actual experience and expected experience during the period between two actuarial valuations and is amortized over future periods.
- Deferred pension and other postemployment benefit plan contributions reported in the statement of net position – A deferred charge is recorded for pension contribution amounts paid by the City after the current year’s measurement date (December 2024) and will be fully recognized as a reduction of the respective liability in the next period on the next measurement date (December 2025).
- Deferred pension and other postemployment benefit plan actuarial assumption changes – A deferred charge is recorded for the difference due to assumption changes and amortized over future periods.

In addition to liabilities, the statement of net position and/or balance sheet will sometimes report a separate section for deferred inflows of resources. This separate financial statement element, deferred inflows of resources, represents an acquisition of net assets that applies to future periods and will not be recognized as an inflow of resources, or revenues, until that time. The City reports the following items qualifying for reporting in this category:

- Deferred gain on refunding reported in the statements of net position - A deferred charge on refunding results from the difference in the carrying value of refunded debt and its reacquisition price and is amortized over the shorter of the life of the refunded or refunding debt.
- Deferred pension excess earnings reported in the statement of net position – A deferred charge is recorded for the difference between actual investment earnings and expected investment earnings during the period and is amortized over future periods.
- Deferred pension and other postemployment benefit plan actuarial gains reported in the statement of net position – A deferred charge is recorded for the difference between actual experience and expected experience during the period between two actuarial valuations and is amortized over future periods.
- Deferred pension and other postemployment benefit plan actuarial assumption changes – A deferred charge is recorded for the difference due to assumption changes and amortized over future periods.
- Deferred amounts related to leases are reported for leases in which the City is the lessor – A deferred amount recorded to initially offset the total lease receivable recorded at lease commencement and is subsequently amortized as lease revenue over the life of the lease term.
- Deferred unavailable revenues reported on the balance sheet of the governmental funds – A deferred amount is recorded for the billed revenues not yet collected or available. These amounts are deferred and recognized as inflow of resources in the period the amounts become available.

17. Leases

A lease is defined as a contract conveying control of the right to use another entity’s non-financial asset as specified in the contract for a period of greater than one year, in an exchange or exchange-like transaction.

**CITY OF DENTON, TEXAS**  
**NOTES TO BASIC FINANCIAL STATEMENTS (continued)**  
**SEPTEMBER 30, 2025**

*City as lessee*

The City is currently a lessee for noncancelable leases of land, buildings, equipment, or other assets. The City recognized a lease liability and an intangible right-to-use leased asset (lease asset) in the Government-wide and Proprietary Fund financial statements. Reporting includes lease assets with depreciable capital assets and lease liabilities with long-term liabilities. At the commencement of a lease, the City measured the lease liability at the present value of payments expected to be made over the course of the lease term. Subsequently, the lease liability is reduced by the principal portion of the lease payments. The lease asset is measured as the initial amount of the lease liability, adjusted for lease payments made at or before the lease commencement date, plus certain initial direct costs. Subsequently, the lease asset is amortized on a straight-line basis over the remaining lease term. Variable lease payments based on usage of the underlying assets are not included in the lease liability calculations but are recognized as outflows of resources in the period in which obligations are incurred.

Key estimates and judgments related to leases in which the City would be a lessee are as follows:

- The lease term includes the non-cancellable period of the lease. Extension options are included in the lease term unless it is reasonably certain that they will not be exercised.
- The City uses the interest rate charged by the lessor as the discount rate. When the interest rate charged by the lessor is not provided, the City uses its estimated incremental borrowing rate as the discount rate for leases.
- Leases with payments depending on an index or rate, such as the Consumer Price Index or market rate, are initially measured using the index or rate as of the commencement of the lease term.
- Leases with periodic percentage payment increases or flat rate payment increases specified in the lease terms are included in the measurement of the lease liability.

The City monitors changes in circumstances requiring remeasurement of its leases and will remeasure the lease assets and liabilities if certain changes occur that are expected to significantly affect the amount of the lease liabilities.

*City as lessor*

The City is a lessor for non-cancelable leases of land, buildings, and equipment. The City recognizes a lease receivable and a deferred inflow of resources in the Government-wide, Governmental, and Proprietary Fund financial statements. At the commencement of a lease, the City measures the lease receivable at the present value of payments expected to be received over the life of the lease term. Subsequently, the lease receivable is reduced by the principal portion of lease payments received. The deferred inflow of resources is measured as the initial amount of the lease receivable, adjusted for lease payments received at or before the lease commencement date. Subsequently, the deferred inflow of resources is recognized as revenue over the lease term.

Key estimates and judgements related to leases in which the City is a lessor are as follows:

- The lease term includes the non-cancellable period of the lease. Extension options are included in the lease term unless it is reasonably certain that they will not be exercised.
- The City uses its incremental borrowing rate as the discount rate for leases.
- Leases with payments depending on an index or rate, such as the Consumer Price Index or market rate, are initially measured using the index or rate as of the commencement of the lease term.
- Leases with periodic percentage payment increases or flat rate payment increases specified in the lease terms are included in the measurement of the lease receivable.

The City monitors changes in circumstances requiring a remeasurement of its leases and will remeasure the lease receivables and deferred inflows of resources if certain changes occur that are expected to significantly affect the amount of the lease receivables.

**CITY OF DENTON, TEXAS**  
**NOTES TO BASIC FINANCIAL STATEMENTS (continued)**  
**SEPTEMBER 30, 2025**

18. Subscription-Based Information Technology Agreements (SBITA)

GASB 96 defines a SBITA as a contract that conveys control of the right to use another party's information technology (IT) software, alone or in combination with tangible capital assets, as specified in the contract for a period in an exchange or exchange-like transaction. The City recognizes a subscription liability and an intangible subscription right-of-use asset at the beginning of the subscription term if they have a term exceeding one year and the cumulative future payments on the contract exceed \$100,000 unless the contract is considered a short-term SBITA. A SBITA asset is measured based on the net present value of subscription payments expected to be made during the subscription term, using the incremental borrowing rate, and is amortized using the straight-line method over the shorter of the subscription term or the useful life of the underlying IT assets. Remeasurement of a subscription liability occurs when there is a change in the contract term and/or other changes that are likely to have a significant impact on the subscription liability.

**F. Estimates**

The preparation of financial statements in conformity with accounting principles generally accepted in the United States of America requires management to make estimates and assumptions that affect the reported amounts of assets and liabilities and disclosure of contingent assets and liabilities at the date of the financial statements and the reported amounts of revenues and expenses/expenditures during the reporting period. Actual results could differ from those estimates.

**II. RECONCILIATION OF GOVERNMENT-WIDE AND FUND FINANCIAL STATEMENTS**

**Explanation of certain differences between the governmental fund statement of revenues, expenditures and changes in fund balances and the government-wide statement of activities**

An element of that reconciliation states, "Bond proceeds provide current financial resources to governmental funds, but issuing debt increases long-term liabilities in the statement of net position. Repayment of bond principal is an expenditure in the governmental funds, but the repayment reduces long-term liabilities in the statement of net position. This is the amount by which proceeds exceeded payments." The details of this \$(44,592,843) difference are as shown on the following page:

Debt issued or incurred:	
Issuance of general obligation debt	\$ (51,660,000)
Issuance of certificates of obligation	(28,770,000)
Principal repayments:	
General obligation debt principal retirement	17,045,000
Certificates of obligation principal retirement	12,695,000
Refunded debt principal	11,390,000
Premium:	
General obligation bond premium	(3,543,112)
Certificates of obligation bond premium	(1,749,731)
Net adjustment to decrease net changes in fund balances - total governmental funds to arrive at changes in net position of governmental activities	\$ (44,592,843)

**CITY OF DENTON, TEXAS**  
**NOTES TO BASIC FINANCIAL STATEMENTS (continued)**  
**SEPTEMBER 30, 2025**

Another element of that reconciliation states, "The net effect of various miscellaneous transactions involving capital assets (i.e., subscription-based IT agreements, leases, sales, trade-ins and donations) is to decrease net position." The details of this \$9,243,124 difference are as follows:

Net effect of transactions involving asset retirements/disposals	\$ (1,855,573)
Donations of capital assets increase net position in the statement of activities but do not appear in the governmental funds because they are not financial resources	11,098,697
Net adjustment to increase net changes in fund balances - total governmental funds	<u>\$ 9,243,124</u>

Another element of that reconciliation states, "Certain expenses reported in the statement of activities do not require the use of current financial resources and therefore are not reported as expenditures in governmental funds." The details of the \$520,934 difference are as follows:

Change in:	
Net pension liability	\$ 14,290,321
Municipal pension - Deferred	
Contributions	752,887
Economic differences	(1,054,787)
Assumption changes	(31,822)
Actuarial gain/loss	(11,576,924)
Total Municipal pension - Deferred	<u>(11,910,646)</u>
OPEB liability	(1,310,615)
OPEB - Deferred	
Contributions	121,640
Economic differences	368,997
Assumption changes	(129,908)
Total OPEB - Deferred	<u>360,729</u>
Compensated absences	(1,243,048)
Accrued interest	334,193
Net adjustment to decrease net changes in fund balances - total governmental funds to arrive at changes in net position of governmental activities	<u>\$ 520,934</u>

**CITY OF DENTON, TEXAS**  
**NOTES TO BASIC FINANCIAL STATEMENTS (continued)**  
**SEPTEMBER 30, 2025**

**III. STEWARDSHIP, COMPLIANCE AND ACCOUNTABILITY**

**A. Deficit Fund Net Position**

The Materials Management, Risk Retention, Engineering Services, Customer Service, Facilities and Environmental Services internal service funds had deficit net positions of (\$255,543), (\$5,728,618), (\$6,466,192), (\$3,524,693), (\$434,994) and (2,767,480), respectively, due to the implementation of GASB Statement No. 68 “Accounting and Financial Reporting for Pensions-an amendment of GASB Statement No. 27” and GASB Statement No.75 “Accounting and Financial Reporting for Postemployment Benefits Other Than Pensions” (OPEB) which resulted in an increase in the net pension liability and the total OPEB liability in the prior years during implementation.

**IV. DETAILED NOTES ON ALL FUNDS**

**A. Deposits and Investments**

In order to facilitate effective cash management practices, the operating cash of all funds is pooled into a common account for the purpose of increasing income through combined investment activities. At year-end, the City had \$400,097,453 in cash and cash equivalents of which \$8,700 is in petty cash.

The Public Funds Investment Act (Texas Government Code) authorizes the City to invest in obligations of the U.S. Treasury, U.S. agencies, fully collateralized repurchase agreements, public fund investment pools, SEC-registered no-load money market mutual funds, municipal securities of any state rated A or better, certificates of deposit (fully collateralized, insured, and standby letters of credit backed), and commercial paper rated not less than A-1 or P-1 with a stated maturity of no more than 365 days. The City’s investment policy may further restrict those investment options. The investments reported on September 30, 2025, were similar to those held during the fiscal year.

The City reports all investments in the financial statements at fair value. At September 30, 2025, the City’s investments carried a fair value of \$1,079,320,717 of which \$391,568,238 was in a local governmental investment pool which the City classifies in the financial statements as cash equivalents, resulting in \$687,752,479 of investment balances reported in the financial statements.

The City categorizes its fair value measurements within the fair value hierarchy established by generally accepted accounting principles. GASB Statement No. 72, Fair Value Measurement and Application establishes an authoritative definition of fair value, sets a framework for measuring fair value, and requires additional disclosures about fair value measurements. The fair value hierarchy categorizes the inputs to valuation techniques used to measure fair value into three levels.

- Level 1 inputs are quoted prices (unadjusted) for identical assets or liabilities in active markets a government can access at the measurement date.
- Level 2 inputs are inputs, other than quoted prices included within Level 1, observable for an asset or liability, either directly or indirectly.
- Level 3 inputs are unobservable inputs for an asset or liability.

The fair value hierarchy gives the highest priority to Level 1 inputs and the lowest priority to Level 3 inputs. If a price for an identical asset or liability is not observable, a government should measure fair value using another valuation technique maximizing the use of relevant observable inputs and minimizing the use of unobservable inputs. If the fair value of an asset or a liability is measured using inputs from more than one level of the fair value hierarchy, the measurement is based on the lowest priority level input significant to the entire measurement.

The City invests in State and Local Government Series (SLGS), which are classified in Level 2 of the fair value hierarchy which are valued using significant other observable inputs. The City considers SLGS Level 2 investments, because only government bodies or other entities that issue state or local government bonds may buy SLGS and may only buy SLGS if the proceeds from those state or local government bonds are

**CITY OF DENTON, TEXAS**  
**NOTES TO BASIC FINANCIAL STATEMENTS (continued)**  
**SEPTEMBER 30, 2025**

subject to yield restrictions and arbitrage rebate requirements. There is no fixed maturity rate, and the SLGS rollover daily and remain outstanding until redeemed, in whole or in part.

At September 30, 2025, the City had the following recurring fair value investments:

	9/30/2025	<u>Fair Value Measurement Method</u>		Percent of Total Investments	Weighted Average Maturity (Days)
		Quoted Prices in Active Markets for Identical Assets (Level 1)	Significant Other Observable Inputs (Level 2)		
<b><u>Investments Measured at Amortization Cost:</u></b>					
TexSTAR - Investment Pool	\$ 291,568,238	\$ -	\$ -	27.01%	1
TexPool - Investment Pool	\$ 100,000,000	-	-	9.27%	1
<b><u>Investments by Fair Value Level:</u></b>					
Debt Securities:					
U.S. Treasury Securities	\$ 463,736,856	-	463,736,856	42.97%	402
U.S. Treasury Securities - Discount	\$ -	-	-	0.00%	135
U.S. Agency Securities	\$ 124,883,050	-	124,883,050	11.57%	418
U.S. Agency Securities - Callable	\$ 44,969,165	-	44,969,165	4.17%	224
Commercial Paper	\$ 49,606,010	-	49,606,010	4.60%	99
Municipal Bonds - Coupon	\$ 4,557,398	-	4,557,398	0.42%	730
<b>Total Investments</b>	<b>1,079,320,717</b>	<b>-</b>	<b>687,752,479</b>		
<b>Total Cash and Investments</b>	<b>\$ 1,079,320,717</b>	<b>\$ -</b>	<b>\$ 687,752,479</b>		
Portfolio Weighted Average Maturity					238

Of the investments recorded at fair value, the U.S. treasuries, the U.S. agency securities, commercial paper, and municipal bonds are valued based upon observable inputs, including but not limited to, model prices for similar assets, benchmark yield curves, and matrix pricing.

*Interest rate risk.* In accordance with its investment policy, the City manages its exposure to declines in fair values due to interest rate fluctuations by limiting the weighted average maturity of its investment portfolio to less than twenty-four months.

*Credit risk.* The City's investment policy limits investments to obligations of the United States of America and its agencies, investment quality obligations of the State of Texas (including agencies, municipalities, counties, and other political subdivisions) with a rating not less than AA, certificates of deposits and savings deposits (fully insured, collateralized, or standby letter of credit backed), fully collateralized repurchase agreements, local public fund investment pools with a dollar weighted average maturity of 60 days or less, U.S. government money market mutual funds with a dollar weighted average maturity of 60 days or less and a stable net asset value of \$1 for each share, and commercial paper that has a maturity of 270 days or less and a minimum rating of A-1, P-1, or an equivalent rating by at least two nationally recognized rating agencies. The City's investments in TexSTAR and TexPool were rated "AAAm" by Standard & Poor's, the highest rating a local government investment pool can achieve.

*Custodial credit risk.* This is the risk that in the event of a bank or counterparty failure, the City's deposits may not be returned. The policy states that all bank deposits of City funds shall be secured by pledged collateral with a market value equal to no less than 102 percent of the principal plus accrued interest less an amount insured by FDIC. As of September 30, 2025, the bank balance for deposits was \$7,614,028 and was fully collateralized by the City's third-party custodian, BNY Mellon.

*Concentration of Credit Risk.* The City's investment policy minimizes the risk of potential loss by diversifying investment types according to the following limitations based on value: U.S. Treasury bills/notes/bonds (100%), U.S. Agencies and Instrumentalities (100%), State of Texas Obligations – including agencies and local governments (15%), local government investment pools (50% in government

**CITY OF DENTON, TEXAS**  
**NOTES TO BASIC FINANCIAL STATEMENTS (continued)**  
**SEPTEMBER 30, 2025**

securities and 15% in prime securities), repurchase agreements (20%), certificates of deposit (35%), savings deposits (15%), U.S. Money Market Mutual Funds (50%), callable U.S. Agencies and Instrumentalities (20%), and commercial paper (20%).

*Local Government Investment Pools.* During the year, the City invested in two public fund investment pools, TexSTAR and TexPool. The fair value of the position of TexSTAR is measured at net asset value, and the fair value of the position of TexPool is measured at amortized cost. Each pool's governing body is composed of individuals who are employees, officers, or elected officials of participants in the funds or who do not have a business relationship with the fund and are qualified to advise. Investment objective and strategies of the pools are to seek preservation of principal, liquidity and current income through investment in a diversified portfolio of short-term marketable securities. Pools offer same day access to investment funds, which may be redeemed daily. As the redemption period is only one day or less, the City classifies these balances in the financials as cash equivalent. The pools may only impose restrictions on redemptions in the event of a general suspension of trading on major securities markets, a general banking moratorium, or a national state of emergency affecting the pool's liquidity. The City has no unfunded commitments related to the investment pool.

Cash, cash equivalents and investments, at fair value, are reported together on the financial statements. Investments, at fair value, by fund were as follows:

	General Fund	Debt Service	Capital Projects	Other Governmental Funds
Unrestricted investments	\$ 25,372,657	\$ 1,564,353	\$ 187,472,378	\$ 33,060,565
Change in fair value	86,944	5,362	642,408	113,288
Restricted investments	-	-	-	-
Change in fair value	-	-	-	-
<b>Total</b>	<b>\$ 25,459,601</b>	<b>\$ 1,569,715</b>	<b>\$ 188,114,786</b>	<b>\$ 33,173,853</b>

	Electric	Water	Wastewater	Solid Waste
Unrestricted investments	\$ 53,477,140	\$ 34,552,161	\$ 16,262,111	\$ 12,283,402
Change in fair value	183,250	118,399	55,725	42,092
Restricted investments	56,391,923	109,360,252	113,776,574	23,624,198
Change in fair value	193,238	374,743	389,876	80,953
<b>Total</b>	<b>\$ 110,245,551</b>	<b>\$ 144,405,555</b>	<b>\$ 130,484,286</b>	<b>\$ 36,030,645</b>

	Airport	Internal Service Funds	Total City Investments
Unrestricted investments	\$ 2,076,261	\$ 7,538,959	\$ 373,659,987
Change in fair value	7,115	25,834	1,280,417
Restricted investments	784,173	7,806,706	311,743,826
Change in fair value	2,687	26,752	1,068,249
<b>Total</b>	<b>\$ 2,870,236</b>	<b>\$ 15,398,251</b>	<b>\$ 687,752,479</b>

**CITY OF DENTON, TEXAS**  
**NOTES TO BASIC FINANCIAL STATEMENTS (continued)**  
**SEPTEMBER 30, 2025**

**B. Property Tax Revenue**

Property taxes attach as an enforceable lien on property as of January 1st. Taxes are levied on October 1st and are due and payable at that time; therefore, the legally enforceable claim arises on October 1st. A receivable is recorded at that time. All unpaid taxes levied October 1st become delinquent February 1st of the following year.

Property taxes at the fund level are recorded as receivables and revenue in the period they become available. Current-year revenues recognized are those Ad valorem taxes collected within the current period or soon enough thereafter to pay current liabilities, which is sixty days after year-end. All other outstanding receivables are adjusted from revenue and recognized as deferred inflows of resources for future collections. Current tax collections for the year ended September 30, 2025, were 99.30% of the tax levy. An allowance is provided for delinquent taxes not expected to be collected in the future.

At September 30, 2025, the City had a tax rate of \$0.58542 per \$100 valuation. Based upon the maximum Ad valorem tax of \$2.50 per \$100 valuation imposed by Texas Constitutional law, the City had a tax rate margin of \$1.91458. Additional revenues up to \$395,154,105 could be raised per year based on the current year's certified assessed value of \$20,639,205,739 before the limit is reached.

On December 7, 2010, the City Council approved a Tax Increment Financing Reinvestment Zone (TIRZ #1) for the purpose of dedicating the increase in tax revenues generated within the TIRZ district for development in the downtown area of the City for a total of 30 years. The tax increment to be paid is 100% of the increment in years 1-5, 95% in years 6-10, 90% in years 11-20, and 85% in years 21-30. In fiscal year 2025, the total assessed value of \$230,565,487 after supplemental adjustments for TIRZ #1 was an increase of \$151,208,633 over the base fiscal year 2011 assessed value and resulted in \$796,685 of property tax revenue recorded in the TIRZ Fund as part of All Other Special Revenue Funds.

On December 18, 2012, the City Council approved a Tax Increment Financing Reinvestment Zone (TIRZ #2) for the purpose of dedicating 40% of the increase in tax revenues generated within the TIRZ district for development in the Westpark Industrial District for a total of 25 years. In fiscal year 2025, the assessed value of \$413,776,211 after supplemental adjustments was an increase of \$413,656,753 over the base fiscal year 2014 assessed value and resulted in \$968,651 of property tax revenue recorded in the TIRZ Fund as part of All Other Special Revenue Funds. Denton County participates in the zone and based on their tax rate and a participation contribution of 40% of the County's tax rate, \$310,853 of property tax revenue was generated for Fiscal Year 2025.

The City created the Rayzor Ranch Public Improvement District No. 1 in 2014 for the undertaking and financing of public improvements authorized by Chapter 372 of the Texas Local Government Code. The project is located on the City's northern sector, east of Interstate 35, and encompasses approximately 229.693 contiguous acres. The estimated costs of the proposed public improvements total \$40 million. The authorized improvement costs will be apportioned 100% to the District. The method of assessment will impose equal shares of the costs of the proposed public improvements on parcels that are similarly benefited. No City property will be assessed, and the City will not be obligated to pay any assessments.

**CITY OF DENTON, TEXAS**  
**NOTES TO BASIC FINANCIAL STATEMENTS (continued)**  
**SEPTEMBER 30, 2025**

**C. Receivables**

Receivables at September 30, 2025, for the City's individual major funds and other funds (non-major funds, internal service funds and fiduciary funds), including the applicable allowances for uncollectible accounts, are as follows:

	General	Debt Service	Capital Projects	ARPA	Other Governmental Funds	Electric
Receivables:						
Taxes	\$ 11,595,072	\$ 836,458	\$ -	\$ -	\$ 410,703	\$ -
Accounts	483,388	-	-	-	-	11,762,842
Accrued interest	267,671	16,503	1,977,744	-	346,958	1,159,066
Unbilled utility service	-	-	-	-	-	14,848,692
Lease	-	-	-	-	-	1,514,548
Other	15,910,765	-	-	-	36,569	4,668,198
Gross receivables	<u>28,256,896</u>	<u>852,961</u>	<u>1,977,744</u>	<u>-</u>	<u>794,230</u>	<u>33,953,346</u>
Less: Allowance for uncollectibles	<u>(13,978,476)</u>	<u>(230,205)</u>	<u>-</u>	<u>-</u>	<u>-</u>	<u>(1,534,832)</u>
Net Total receivables	<u>\$ 14,278,420</u>	<u>\$ 622,756</u>	<u>\$ 1,977,744</u>	<u>\$ -</u>	<u>\$ 794,230</u>	<u>\$ 32,418,514</u>

	Water	Wastewater	Solid Waste	Airport	Internal Service Funds	Total
Receivables:						
Taxes	\$ -	\$ -	\$ -	\$ -	\$ -	\$ 12,842,233
Accounts	2,753,366	2,339,360	1,844,358	117,978	624,152	19,925,444
Accrued interest	1,518,207	1,371,845	378,808	30,177	161,888	7,228,867
Unbilled utility service	3,062,471	2,630,653	2,265,545	-	-	22,807,361
Lease	-	-	655,104	-	1,017,864	3,187,516
Other	-	-	-	83,453	282,175	20,981,160
Gross receivables	<u>7,334,044</u>	<u>6,341,858</u>	<u>5,143,815</u>	<u>231,608</u>	<u>2,086,079</u>	<u>86,972,581</u>
Less: Allowance for uncollectibles	<u>(397,094)</u>	<u>(271,326)</u>	<u>(147,860)</u>	<u>(19,572)</u>	<u>(52,197)</u>	<u>(16,631,564)</u>
Net Total receivables	<u>\$ 6,936,950</u>	<u>\$ 6,070,532</u>	<u>\$ 4,995,955</u>	<u>\$ 212,036</u>	<u>\$ 2,033,882</u>	<u>\$ 70,341,017</u>

**CITY OF DENTON, TEXAS**  
**NOTES TO BASIC FINANCIAL STATEMENTS (continued)**  
**SEPTEMBER 30, 2025**

**D. Capital Assets**

Capital asset balances and transactions for the year ended September 30, 2025, are summarized below and on the following page.

	Balance at September 30, 2024	Transfers and Increases	Transfers and Decreases	Balance at September 30, 2025
Governmental activities:				
Capital assets not being depreciated/amortized:				
Land	\$ 49,344,048	\$ 4,441,555	\$ -	\$ 53,785,603
Construction in progress	353,398,312	112,603,355	(26,968,555)	439,033,112
Total capital assets not being depreciated/amortized	402,742,360	117,044,910	(26,968,555)	492,818,715
Capital assets being depreciated/amortized:				
Buildings	127,133,155	3,047,835	-	130,180,990
Right-to-use lease building	300,845	-	-	300,845
Infrastructure	479,618,584	15,732,752	(225,795)	495,125,541
Machinery, equipment, and other improvements	181,385,720	12,616,449	(3,636,605)	190,365,564
SBITA assets	13,098,184	16,035,502	(6,232,745)	22,900,941
Total capital assets being depreciated/amortized	801,536,488	47,432,538	(10,095,145)	838,873,881
Less accumulated depreciation/amortization for:				
Buildings	42,429,543	3,141,543	-	45,571,086
Right-to-use lease building	131,619	75,212	-	206,831
Infrastructure	250,272,774	17,774,336	-	268,047,110
Machinery, equipment, and other improvements	117,788,582	12,385,587	(2,993,041)	127,181,128
SBITA assets	6,848,879	6,103,772	(1,445,825)	11,506,826
Total accumulated depreciation/amortization	417,471,397	39,480,450	(4,438,866)	452,512,981
Total capital assets, being depreciated/amortized, net	384,065,091	7,952,088	(5,656,279)	386,360,900
Governmental activities capital assets, net	\$ 786,807,451	\$ 124,996,998	\$ (32,624,834)	\$ 879,179,615



(continued)

**CITY OF DENTON, TEXAS**  
**NOTES TO BASIC FINANCIAL STATEMENTS (continued)**  
**SEPTEMBER 30, 2025**

	Balance at September 30, 2024	Transfers and Increases	Transfers and Decreases	Balance at September 30, 2025
Business-type activities:				
Capital assets not being depreciated/amortized:				
Land	\$ 89,923,052	\$ 1,817,495	\$ (165,039)	\$ 91,575,508
Construction in progress	389,889,601	202,665,326	(124,253,340.00)	468,301,587
Total capital assets not being depreciated/amortized	479,812,653	204,482,821	(124,418,379.00)	559,877,095
Capital assets being depreciated/amortized:				
Buildings	40,347,903	-	-	40,347,903
Landfill improvements	32,550,765	-	-	32,550,765
Water rights	69,883,098	-	-	69,883,098
Infrastructure	835,382,293	118,466,803	-	953,849,096
Plant, machinery, equipment, and other improvements	936,252,165	34,146,860	▲(8,592,095.00)	961,806,930
SBITA assets	7,378,150	2,167,004	(2,387,864.00)	7,157,290
Lease Assets	-	-	-	-
Total capital assets being depreciated/amortized	1,921,794,374	154,780,667	(10,979,959.00)	2,065,595,082
Less accumulated depreciation/amortization for:				
Buildings	14,757,008	942,341	-	15,699,349
Landfill improvements	31,851,016	560,825	-	32,411,841
Water rights	24,624,132	695,990	-	25,320,122
Infrastructure	268,397,764	25,051,053	-	293,448,817
Plant, machinery, equipment, and other improvements	343,585,537	32,906,794	(7,180,425)	369,311,906
SBITA assets	2,420,835	1,348,289	(351,457)	3,417,667
Lease Assets	-	-	-	-
Total accumulated depreciation/amortization	685,636,292	61,505,292	(7,531,882.00)	739,609,702
Total capital assets, being depreciated/amortized, net	1,236,158,082	93,275,375	(3,448,077.00)	1,325,985,380
Business-type activities capital assets, net	\$ 1,715,970,735	\$ 297,758,196	\$ (127,866,456.00)	\$ 1,885,862,475

**CITY OF DENTON, TEXAS**  
**NOTES TO BASIC FINANCIAL STATEMENTS (continued)**  
**SEPTEMBER 30, 2025**

Depreciation and amortization expense was charged to activities of funds/functions/programs as follows:

Governmental activities:	
General government	11,618,315
Public Safety	6,061,919
Public Works	12,043,921
Parks & Recreation	3,474,320
Capital assets held by the internal service funds are charged to the various functions based upon usage	6,281,975
Total amortization and depreciation expense - governmental activities	<u>\$ 39,480,450</u>
Business-type activities:	
Electric	\$ 26,025,998
Water	13,592,921
Wastewater	14,290,677
Solid Waste	6,352,429
Airport	1,243,267
Total amortization and depreciation expense - business-type activities	<u>\$ 61,505,292</u>

Construction commitments:

The City has several major construction/capital projects planned or in progress as of September 30, 2025. These projects are evidenced by contractual commitments with contractors and include:

Project	Spent-to-Date	Remaining Commitment
2019 Street Reconstruction - Neighborhood 2 & 6	\$ 59,492,590	\$ 3,727,511
Hickory Creek Road Realignment	29,775,222	27,994,270
Hickory Creek Substation Reconstruction	55,583,140	995,447
Bonnie Brae South Construction	48,519,685	5,160,465
Ray Roberts Water Treatment Plant Performance Upgrade	34,311,823	6,487,588
Pecan Creek Water Reclamation Plant Expansion to 26MGD	12,104,059	28,595,941
Bonnie Brae 2nd Arterial	16,749,928	19,990,920
Underwood Substation	19,459,500	3,926,578
FY 23/24 Transformers	17,762,603	4,818,122
Ray Roberts Water Treatment Plant Expansion 1 & 2	2,436,412	18,601,438
Regional Toll Revenue - McKinney (Formerly FM 426)	17,246,415	1,020,888
Mayhill Denton County Transit Authority Bridge	16,992,240	1,524,991
Loop 288 Property	13,652,440	3,073,722
Fire Station No 6	14,012,306	277,438
Hickory Creek Wastewater Treatment Plant	11,384,620	7,600
Milam Creek Basin Wastewater Line	3,190,691	7,275,790
	<u>\$ 372,673,674</u>	<u>\$ 133,478,709</u>

**CITY OF DENTON, TEXAS**  
**NOTES TO BASIC FINANCIAL STATEMENTS (continued)**  
**SEPTEMBER 30, 2025**

**E. Interfund Receivables, Payables and Transfers**

A summary of interfund receivables and payables (in thousands) at September 30, 2025, is as follows:

	Interfund Receivables:						
	Governmental Major Funds		Business-Type Major Funds				Total
	General Fund	Non-Major Governmental Funds	Electric	Water	Wastewater		
Interfund Payables:							
Non-Major Governmental Funds	\$ 354	\$ -	\$ -	\$ -	\$ -	\$ 354	
Internal Service Funds	1,849	1,286	21,945	2,187	1,223	28,490	
Total	<u>\$ 2,203</u>	<u>\$ 1,286</u>	<u>\$ 21,945</u>	<u>\$ 2,187</u>	<u>\$ 1,223</u>	<u>\$ 28,844</u>	

The most significant interfund receivables and payables include the following:

<u>Interfund receivables</u>	<u>Interfund payables</u>	<u>Amount</u>
Electric fund	Internal service funds-materials management	\$ 21,945,369
Water fund	Internal service funds-materials management	2,186,986
General fund	Internal service funds-materials management	1,849,737
Non-Major Governmental Funds	Internal service funds-materials management	1,285,663
Wastewater fund	Internal service funds-materials management	1,222,698
General fund	Non-Major Governmental Funds	353,537
	<b>Total:</b>	<b><u>\$ 28,843,990</u></b>

The outstanding balances between Electric, Water, Wastewater, and General Fund related to the Materials Management Fund are a result of the cash position in the Materials Management Fund due to inventory purchases. The outstanding balance between the General Fund and the Non-Major Governmental Funds is due to reimbursement timing from outside sources.

Transfers between funds (in thousands) during the year were as follows:

	Transfers Out:									
	Governmental Major Funds			Business-Type Major Funds					Internal Service Funds	Total
	General Fund	Capital Projects Fund	Non-Major Governmental Funds	Electric Fund	Water Fund	Wastewater Fund	Solid Waste	Airport Fund		
Transfers In:										
Governmental Major Funds:										
General Fund	\$ -	\$ -	\$ 8	\$ -	\$ -	\$ -	\$ -	\$ -	\$ 8	
Debt Service Fund	-	-	-	-	-	-	-	752	752	
Capital Projects Fund	1,561	-	13,133	-	-	-	-	-	14,854	
Non-Major Governmental	-	-	-	1,143	565	418	-	-	2,126	
Electric Fund	7	-	-	-	165	-	-	-	172	
Water Fund	-	37	-	165	-	-	-	-	202	
Wastewater Fund	-	-	-	-	588	-	-	-	688	
Solid Waste Fund	-	-	79	-	-	-	-	-	157	
Internal Service Funds	-	-	-	-	51	12	4	-	67	
Total	<u>\$ 1,568</u>	<u>\$ 37</u>	<u>\$ 13,220</u>	<u>\$ 1,308</u>	<u>\$ 1,369</u>	<u>\$ 430</u>	<u>\$ 4</u>	<u>\$ 752</u>	<u>\$ 19,026</u>	

**CITY OF DENTON, TEXAS**  
**NOTES TO BASIC FINANCIAL STATEMENTS (continued)**  
**SEPTEMBER 30, 2025**

The most significant transfers include the following:

<u>Transfers from fund</u>	<u>Transfers to fund</u>	<u>Amount</u>
Non-Major Gov't	Capital Projects	\$ 13,133,291
Business-type Major Funds (Electric, Water, and Wastewater)	Non-Major Gov't – Street Improvement Fund	2,126,082
General Fund	Capital Projects	1,561,001
Business-type Major Funds - Airport	Debt Service Fund	751,656
	Total:	<u>\$ 17,572,030</u>

Transfers from the Non-Major Governmental Fund – Street Improvement Fund and from the General Fund were to fund capital projects such as streets, building renovations, equipment, and park improvements. Transfers from Other-Special Revenue Funds (SRF) were to fund road capital projects. Transfers from the Business-type Major Funds (Electric, Water, and Wastewater) to the Non-Major Governmental Fund – Street Improvement Fund were to fund street maintenance operations in the Street Improvements Fund. Transfers from Business-type Major Funds – Airport to the Debt Service Fund were to pay for Airport-related debt payments previously paid by property taxes.

#### **F. Other Assets**

In March 2010, the City issued Combination Tax & Electric Utility System Revenue Refunding Bonds, Series 2010 with a maturity of 15 years for prepaying certain contractual obligations to TMPA. The principal amount of the bonds was \$58,820,000 with a reoffering premium and other bond issuance costs of \$3,835,015 for a total of \$62,655,015. As the proceeds of this debt issuance were placed with Texas Municipal Power Agency (TMPA) and the City received an economic benefit over a period of years, an Other Asset was recorded in the Electric Fund Statement of Net Position in the amount of \$62,655,015. In September 2017, 37.9% of the unamortized balance of these Other Assets were impaired and recorded as a GASB 62 Regulatory Asset when TMPA reduced its power generation operations to seasonal. The remaining balance of the Other Assets were impaired and recorded as a GASB 62 Regulatory Asset in September 2019 upon TMPA's notification to ERCOT of the plan to retire and decommission the Gibbons Creek generation plant. The Regulatory asset is fully amortized as of September 30, 2025. See footnote V.E. for more information on TMPA.

In February 2021, the State of Texas experienced unprecedented freezing temperatures that put pressure on the availability of electric power (the "Weather Event"). Due to the high demand for power during this period and the limited availability of the power, the purchase price for power increased dramatically during this period. These energy price increases resulting in utilities, including the Electric Fund of the City of Denton, needing to access financial reserves to make payment to ERCOT for the power purchased necessary to service their customers. Due to the unparalleled dollar amount of the purchased power, the City of Denton issued \$140 million of commercial paper to provide temporary funding for immediate cash flow needs. In September 2021, the City issued \$141,990,000 of revenue refunding bonds to convert the outstanding commercial paper principal plus interest to debt to be paid over a period of 30 years. The Electric Fund recorded \$140,000,000 of this purchased power expense as a regulatory asset in Other Assets to be amortized over the period of 30 years, starting with fiscal year ending September 30, 2022.

Capitalized Interest-GASB Statement No. 89, "Accounting for Interest Cost incurred before the end of a Construction Period", was implemented in FY 2022 to eliminate interest associated with the construction of capital assets. As these interest costs add to the full capitalized costs associated with the plant and infrastructure assets and provide an economic benefit over a period of years, a regulatory asset was established to continue capitalized interest for the Electric Fund. The regulatory asset recorded additions totaling \$6,792,340 from FY's 2022-2024 and \$4,825,949 in FY 2025 with amortization occurring over the life of related assets to align with the recovery of costs through rates.

**CITY OF DENTON, TEXAS**  
**NOTES TO BASIC FINANCIAL STATEMENTS (continued)**  
**SEPTEMBER 30, 2025**

To qualify to utilize GASB 62, the following must apply:

- The regulated business-type activity’s rate for regulated services provided to its customers are established by or are subject to approval of
- an independent, third-party regulator or by its own governing board empowered by statute or contract to establish rates that bind customers.
- The regulated rates are designed to recover the specific regulated business-type activity’s costs of providing the regulated services.

In view of the demand for the regulated services or products and the level of competition, direct and indirect, it is reasonable to assume that rates set at levels that will recover the regulated business-type activity costs can be charged to and collected from customers. This criterion requires consideration of anticipated changes in levels of demand or competition during the recovery period for any capitalized costs.

The City of Denton qualifies to utilize GASB 62 due to:

- State and local statues empower the City of Denton City Council to establish retail rates.
- The City of Denton specific costs are recovered through City of Denton retail rates.

Current and projected customer demand support the recovery of City of Denton cost of service.

	Balance at October 1, 2024	Increases	Amortization	Balance at September 30, 2025	Years Remaining
Regulatory Assets:					
2010 TMPA Obligation	\$ 2,088,510	\$ -	\$ 2,088,510	\$ -	0
2021 Weather Event	126,006,128	-	4,782,575	121,223,553	26
Capitalized Interest	6,500,155	4,825,949	212,936	11,113,168	4-40
Total Other Assets	<u>\$ 134,594,793</u>	<u>\$ 4,825,949</u>	<u>\$ 7,084,021</u>	<u>\$ 132,336,721</u>	

**CITY OF DENTON, TEXAS**  
**NOTES TO BASIC FINANCIAL STATEMENTS (continued)**  
**SEPTEMBER 30, 2025**

**G. Long-term Debt**

Long-term liabilities transactions for the year ended September 30, 2025, are summarized as follows below and on the following pages:

	Balance at October 1, 2024	Increases	Decreases	Balance at September 30, 2025	Due Within One Year
<b>Governmental Activities:</b>					
General obligation bonds	\$ 328,400,000	\$ 51,660,000	\$ 26,665,000	\$ 353,395,000	\$ 18,825,000
Certificates of obligation	193,855,000	31,345,000	15,610,000	209,590,000	16,135,000
Compensated absences payable	19,451,469	12,242,132	8,996,256	22,697,345	12,040,860
Claims and judgement payable	9,201,570	30,356,318	30,161,035	9,396,853	3,004,453
Net pension liability	78,842,512	-	17,272,358	61,570,154	-
Other post employment benefits	34,172,930	1,685,564	-	35,858,494	790,397
Leases liability	173,686	-	78,205	95,481	-
Right-to-use liability	5,277,849	4,559,376	-	9,837,225	4,086,021
Unamortized premium/(discounts)	38,270,941	5,481,031	4,802,741	38,949,231	4,425,002
Total governmental activities long-term liabilities	<u>\$ 707,645,957</u>	<u>\$ 137,329,421</u>	<u>\$ 103,585,595</u>	<u>\$ 741,389,783</u>	<u>\$ 59,306,733</u>
<b>Business-type Activities:</b>					
Revenue bonds	\$ 339,010,000	\$ 10,135,000	\$ 19,075,000	\$ 330,070,000	\$ 20,045,000
General obligation bonds	124,070,000	26,660,000	18,450,000	132,280,000	14,330,000
Certificates of obligation	689,255,000	201,300,000	51,190,000	839,365,000	28,670,000
Compensated absences payable	3,679,955	6,364,439	2,921,003	7,123,391	5,898,580
Net pension liability	31,964,439	-	5,639,928	26,324,511	-
Other post employment benefits	15,626,950	677,100	-	16,304,050	338,501
Notes payable	7,500,000	-	7,500,000	-	-
Right-to-use liability	4,739,302	-	1,585,662	3,153,640	2,647,909
Landfill closure/post-closure	13,145,325	1,152,911	-	14,298,236	-
Unamortized premium/(discounts)	66,772,551	14,256,333	9,207,090	71,821,794	8,528,081
Total business-type activities	<u>1,295,763,522</u>	<u>260,545,783</u>	<u>115,568,683</u>	<u>1,440,740,622</u>	<u>80,458,071</u>
Total long-term liabilities	<u>\$ 2,003,409,479</u>	<u>\$ 397,875,204</u>	<u>\$ 219,154,278</u>	<u>\$ 2,182,130,405</u>	<u>\$ 139,764,804</u>

For Internal Service funds, long-term liabilities are included as part of the above totals for governmental activities. Compensated absences payables and net pension liability balances and payments are based on the assignment of an employee within a fund. Other postemployment benefits are liquidated from the Health Insurance internal service fund with the retiree subsidy amounts paid predominantly by the General Fund. Claims payable represent an estimate of self-insured claims liability outstanding in the Health Insurance and Risk Retention internal service funds as well as one possible litigation payable in the Electric Fund. Subscription-Based IT Arrangements (SBITA) and Lease liabilities represent GASB 96 and GASB 87 entries, respectively.

**CITY OF DENTON, TEXAS**  
**NOTES TO BASIC FINANCIAL STATEMENTS (continued)**  
**SEPTEMBER 30, 2025**

**General Bonded Debt** - General bonded debt at September 30, 2025, is comprised of the following:

General Obligation Bonds and Certificates of Obligation Debt	Interest Rate (%)	Issue Date	Final Maturity	Original Amount of Issue	Gross Principle Outstanding at September 30, 2025
General obligation refunding	2.0 to 3.5	2014	2034	\$ 7,165,000	\$ 2,130,000
General obligation refunding	3.0 to 5.0	2015	2035	36,110,000	6,265,000
General obligation refunding	3.0 to 5.0	2016	2036	27,635,000	14,010,000
General obligation refunding	3.0 to 5.0	2017	2037	27,825,000	11,360,000
General obligation	3.0 to 5.0	2018	2038	19,235,000	14,315,000
General obligation refunding	3.0 to 5.0	2019	2039	18,015,000	14,045,000
General obligation refunding	2.0 to 5.0	2020	2040	27,675,000	21,705,000
General obligation refunding	2.0 to 5.0	2020A	2031	1,415,000	905,000
General obligation	2.0 to 5.0	2021	2041	54,710,000	46,985,000
General obligation	4.0 to 5.0	2022	2042	57,805,000	50,565,000
General obligation	4.0 to 5.0	2023	2043	40,485,000	36,240,000
General obligation	4.0 to 5.0	2024	2044	85,380,000	83,210,000
General obligation	4.0 to 5.0	2025	2045	51,660,000	51,660,000
Total general obligation bonds				<u>\$ 455,115,000</u>	<u>\$ 353,395,000</u>
Certificates of obligation	2.0 to 5.0	2014	2034	\$ 8,635,000	\$ 355,000
Certificates of obligation	2.0 to 5.0	2015	2035	7,420,000	-
Certificates of obligation	3.0 to 5.0	2016	2036	7,190,000	2,325,000
Certificates of obligation	3.0 to 5.0	2017	2037	17,000,000	6,320,000
Certificates of obligation	3.0 to 5.0	2018	2038	9,555,000	4,270,000
Certificates of obligation	3.375 to 5.0	2018	2038	28,170,000	19,595,000
Certificates of obligation	3.0 to 5.0	2019	2039	9,390,000	3,510,000
Certificates of obligation	2.0 to 5.0	2020	2040	24,020,000	17,360,000
Certificates of obligation	2.0 to 5.0	2021	2041	24,735,000	18,670,000
Certificates of obligation	4.0 to 5.0	2022	2044	12,565,000	9,125,000
Certificates of obligation	4.0 to 5.0	2023	2044	31,160,000	27,270,000
Certificates of obligation	4.0 to 5.0	2024	2044	73,270,000	69,445,000
Certificates of obligation	4.0 to 5.0	2025	2045	31,345,000	31,345,000
Total certificates of obligation				<u>284,455,000</u>	<u>209,590,000</u>
Total general bonded debt				<u>\$ 739,570,000</u>	<u>\$ 562,985,000</u>

[These amounts do not include net unamortized premiums/ (discounts) of \$38,949,231 nor net deferred gain/ (loss) on refunding of (\$476,150).]

Proceeds of general obligation bonded debt are restricted to the uses for which they were approved in the bond elections or, in the case of a refunding issuance, to the uses for which the certificates of obligation were originally issued. The City Charter expressly prohibits the use of bond proceeds to fund operating expenses. The general obligations are collateralized by the full faith and credit of the City and, primarily, payable from property taxes.

In August 2025, the City issued \$78,320,000 (\$26,660,000 of which is included as part of business-type activities) in general obligation refunding bonds. Of this amount, \$51,660,000 was issued to pay the costs of bond election capital improvements for streets, parks, and public safety projects in the Capital Projects fund.

In August 2025, the City issued \$232,645,000 (\$201,300,000 of which is included as part of business-type activities) in certificates of obligation. The debt was issued to pay the costs of various capital improvements in the Capital Projects Fund (\$30,145,000), the Electric Fund (\$42,230,000), the Water Fund (\$75,435,000), the Wastewater Fund (\$73,075,000), the Technology Services Fund (\$1,650,000), the Solid Waste Fund (\$10,560,000), and the Fleet Fund (\$925,000).

**CITY OF DENTON, TEXAS**  
**NOTES TO BASIC FINANCIAL STATEMENTS (continued)**  
**SEPTEMBER 30, 2025**

In June 2025, the City issued \$10,135,000 in utility system bonds, all in the Water fund. The debt was issued to acquire, construct, and equip extensions, renovation and improvements to the waterworks system, including the renovation and expansion of the Lake Ray Roberts Treatment Plant.

On September 30, 2025, the City had no general obligation bonds or certificates of obligation considered defeased but still outstanding.

**Business-type Revenue Bonds** – Revenue bond debt at September 30, 2025, is comprised of the following issues:

Revenue Bonds	Interest Rate (%)	Issue Date	Final Maturity	Original Amount of Issue	Gross Principle Outstanding at September 30, 2025
Utility system	3.25 to 5.0	2017	2037	\$ 214,890,000	\$ 163,165,000
Utility system Refunding	0.27 to 2.7	2021	2051	141,990,000	131,050,000
Utility system	5.27	2024	2028	31,395,000	25,720,000
TWDB	1.99 to 3.54	2025	2050	10,135,000	10,135,000
Total revenue bonds				\$ 398,410,000	\$ 330,070,000

[These amounts do not include net unamortized premiums/ (discounts) of \$12,761,529.]

The revenue bonds are collateralized by the revenue of the Denton utility system funds (System) and the related interest and sinking fund. The ordinance provides that the revenue of the System is to be used first to pay operating and maintenance expenses of the System and second to establish and maintain the revenue bond funds. Any remaining revenues may then be used for any lawful purpose. The ordinance also contains provisions, which among other items restrict the issuance of additional revenue bonds unless certain financial ratios are met. Management believes the City is in compliance with all significant requirements. The interest and sinking fund had a net position balance of \$23,357,305 as of September 30, 2025, and is restricted for debt service. On September 30, 2025, the City had no revenue bonds considered defeased but still outstanding.

**CITY OF DENTON, TEXAS**  
**NOTES TO BASIC FINANCIAL STATEMENTS (continued)**  
**SEPTEMBER 30, 2025**

**Business-type General Obligation Bonds and Certificates of Obligation** – General obligation bonds and certificates of obligation issued for electric, water, wastewater, and solid waste funds at September 30, 2025, is comprised of the following:

General Obligation Bonds and Certificates of Obligation Debt	Interest Rate (%)	Issue Date	Final Maturity	Original Amount of Issue	Gross Principle Outstanding at September 30, 2025
General obligation refunding	3.0 to 5.0	2014A	2025	\$ 27,155,000	\$ -
General obligation refunding	3.0 to 5.0	2015	2035	1,530,000	130,000
General obligation refunding	4.0 to 5.0	2015A	2026	33,945,000	325,000
General obligation refunding	3.0 to 5.0	2016	2028	1,295,000	370,000
General obligation refunding	3.0 to 5.0	2016A	2030	38,425,000	14,365,000
General obligation refunding	3.0 to 5.0	2019	2039	26,325,000	-
General obligation refunding	2.0 to 5.0	2020	2040	34,405,000	15,185,000
General obligation refunding	2.0 to 5.0	2020A	2031	12,735,000	8,120,000
General obligation refunding	4.0 to 5.0	2022	2042	13,480,000	8,315,000
General obligation refunding	4.0 to 5.0	2023	2043	32,140,000	26,560,000
General obligation refunding	4.0 to 5.0	2024	2044	32,250,000	32,250,000
General obligation refunding	4.0 to 5.0	2025	2045	26,660,000	26,660,000
Total general obligation bonds				<u>\$ 280,345,000</u>	<u>\$ 132,280,000</u>
Certificates of obligation	2.0 to 5.0	2014	2044	\$ 80,545,000	\$ 17,750,000
Certificates of obligation	2.0 to 5.0	2015	2045	85,595,000	31,900,000
Certificates of obligation	3.0 to 5.0	2016	2046	76,115,000	54,845,000
Certificates of obligation	3.0 to 5.0	2017	2047	73,800,000	53,260,000
Certificates of obligation	3.375 to 5.0	2018	2028	1,375,000	480,000
Certificates of obligation	3.0 to 5.0	2019	2049	19,365,000	15,770,000
Certificates of obligation	2.0 to 5.0	2020	2050	34,060,000	29,775,000
Certificates of obligation	2.0 to 5.0	2021	2041	72,300,000	64,295,000
Certificates of obligation	4.0 to 5.0	2022	2044	99,590,000	91,975,000
Certificates of obligation	4.0 to 5.0	2023	2044	117,980,000	112,655,000
Certificates of obligation	4.0 to 5.0	2024	2044	169,520,000	165,360,000
Certificates of obligation	4.0 to 5.0	2025	2045	201,300,000	201,300,000
Total certificates of obligation				<u>1,031,545,000</u>	<u>839,365,000</u>
Total business-type G.O./C.O. bonds				<u>\$ 1,311,890,000</u>	<u>\$ 971,645,000</u>

[These amounts do not include net unamortized premiums/ (discounts) of \$59,060,265 nor net deferred gain/ (loss) on refunding of (\$1,393,799)]

**CITY OF DENTON, TEXAS**  
**NOTES TO BASIC FINANCIAL STATEMENTS (continued)**  
**SEPTEMBER 30, 2025**

**Schedule of Long-term Debt Maturities**

Aggregate maturities of the long-term debt (principal and interest) for the years after September 30, 2025, are shown below:

**Governmental Activities:**

Fiscal Year	General Obligation		Certificates of Obligation		Total	
	Principal	Interest	Principal	Interest	Principal	Interest
2026	\$ 18,825,000	\$ 14,422,481	\$ 16,135,000	\$ 8,887,906	\$ 34,960,000	\$ 23,310,387
2027	19,310,000	13,651,031	15,575,000	8,163,044	34,885,000	21,814,075
2028	18,700,000	12,780,600	14,980,000	7,401,294	33,680,000	20,181,894
2029	18,415,000	11,909,303	13,935,000	6,683,194	32,350,000	18,592,497
2030	19,305,000	11,030,319	12,770,000	6,028,219	32,075,000	17,058,538
2031-2035	104,185,000	42,107,772	57,715,000	22,068,985	161,900,000	64,176,757
2036-2040	98,305,000	21,382,809	49,830,000	10,929,069	148,135,000	32,311,878
2041-2045	56,350,000	4,587,113	28,650,000	2,505,588	85,000,000	7,092,701
2046-2053	-	-	-	-	-	-
<b>Total</b>	<b>\$ 353,395,000</b>	<b>\$ 131,871,428</b>	<b>\$ 209,590,000</b>	<b>\$ 72,667,299</b>	<b>\$ 562,985,000</b>	<b>\$ 204,538,727</b>

**Business-Type Activities:**

Fiscal Year	General Obligation		Certificates of Obligation		Revenue		Total	
	Principal	Interest	Principal	Interest	Principal	Interest	Principal	Interest
2026	\$ 14,330,000	\$ 6,020,994	\$ 28,670,000	\$ 35,794,565	\$ 20,045,000	\$ 13,111,363	\$ 63,045,000	\$ 54,926,92
2027	16,680,000	5,324,000	26,940,000	34,758,556	20,915,000	12,446,156	64,535,000	52,528,71
2028	16,070,000	4,541,350	27,910,000	33,387,306	21,860,000	11,495,736	65,840,000	49,424,39
2029	15,710,000	3,780,200	28,890,000	31,967,306	22,860,000	10,489,530	67,460,000	46,237,03
2030	16,595,000	3,010,075	29,930,000	30,511,031	16,595,000	9,619,746	63,120,000	43,140,85
2031-2035	43,640,000	6,856,500	167,530,000	129,973,457	94,600,000	36,396,168	305,770,000	173,226,12
2036-2040	9,255,000	960,125	208,500,000	88,686,231	59,715,000	16,883,694	277,470,000	106,530,05
2041-2045	-	-	215,445,000	41,472,497	29,415,000	10,757,919	244,860,000	52,230,41
2046-2050	-	-	68,365,000	13,775,306	34,450,000	5,336,236	102,815,000	19,111,54
2051-2055	-	-	37,185,000	2,967,663	9,615,000	783,564	46,800,000	\$ 3,751,22
<b>Total</b>	<b>\$ 132,280,000</b>	<b>\$ 30,493,244</b>	<b>\$ 839,365,000</b>	<b>\$ 443,293,918</b>	<b>\$ 330,070,000</b>	<b>\$ 127,320,112</b>	<b>\$ 1,301,715,000</b>	<b>\$ 601,107,27</b>

[These amounts do not include net unamortized premiums/ (discounts) of \$110,772,919 nor net deferred gain/ (loss) on refunding of (\$1,869,949).]

**Bonds Authorized and Unissued**

General obligation bonds authorized but unissued as of September 30, 2025, amounted to \$213,625,000. When issued, the proceeds will be allocated to the applicable street, drainage, public safety, affordable housing, library, and parks projects.

All bonds were issued publicly through negotiated or competitive terms. There is a direct placement of \$10,135,000 through Texas Water Development Board. There is no acceleration of maturity of the bonds in the event of default, and the City has never defaulted on the payment of bonds.

**CITY OF DENTON, TEXAS**  
**NOTES TO BASIC FINANCIAL STATEMENTS (continued)**  
**SEPTEMBER 30, 2025**

**H. Landfill Closure and Post-Closure Cost**

State and federal laws and regulations require the City to place a final cover on its Mayhill Road landfill site upon closure and to perform certain maintenance and monitoring functions at the site for thirty years after closure. Although closure and post-closure care costs will be paid only upon anticipated closure, the City reports a portion of these costs as an operating expense in each period based on landfill capacity used as of each balance sheet date. Based on an updated model created by a 2022 engineering study, total landfill closure and post-closure cost as of September 30, 2025, was \$58,239,177. The \$14,298,236 reported as landfill closure and post-closure care liability as of September 30, 2025, is a \$1,152,911 increase from the \$13,145,325 liability reported on September 30, 2024. This liability represents the cumulative amount incurred to date based on the use of 24.55% of the estimated capacity of the entire landfill at September 30, 2025. The change in estimated capacity decreased due to the remaining life increasing from updated Permit 1590B approval in August 2021.

Based on this estimate, the remaining potential estimated liability for closure and post-closure care of the entire landfill \$43,940,941. The City will recognize the remaining estimated cost of closure and post-closure care as the remaining capacity is filled. These amounts are based on what it would cost to perform closure and post-closure care in 2025. Actual cost may fluctuate due to inflation, changes in technology, or changes in regulations. The landfill has a remaining life of 31 years, and the City expects to close the landfill in fiscal year 2056.

The solid waste fund has provided for a reservation and designation of cash and investments of \$16,943,647 at September 30, 2025, and anticipates increasing the reserve in future periods as the closure and post-closure activities are carried out.

**I. Leases**

The City is a lessor in various non-cancelable leases of land, building, and equipment. During fiscal year 2025, the City recognized \$255,461 in lease revenue and \$50,602 in interest revenue.

As of September 30, 2025, the City's lease receivable balance of \$3,187,515 was comprised of the following:

**Governmental Activities**

One equipment lease with rents received totaling in \$159,652 during the fiscal year 2025, at an interest rate of .582%, with a remaining lease term of 2 years	159,652
---	---------

Four land leases with rents received totaling \$858,211 during the fiscal year 2025, at an interest rate of 1.882% with remaining lease terms of 43 years	858,211
---	---------

**Business-type Activities**

Various land leases with rents received totaling \$141,222 during the fiscal year 2025, at an interest rate of 1.473% to 3.053% to with remaining lease terms ranging from 10 to 45 years	2,169,652
	\$ 3,187,515

**CITY OF DENTON, TEXAS**  
**NOTES TO BASIC FINANCIAL STATEMENTS (continued)**  
**SEPTEMBER 30, 2025**

The lease receivables are expected to be received in subsequent years as follows:

Fiscal Year	Governmental Activities		Business-Type Activities	
	Principal	Interest	Principal	Interest
2026	\$ 114,464	\$ 17,556	\$ 176,181	\$ 32,558
2027	67,620	16,966	176,181	30,041
2028	34,160	16,718	176,181	27,477
2029	36,437	16,484	176,181	24,865
2030	36,644	16,220	176,181	22,203
2031-2035	106,562	79,305	859,064	69,683
2036-2040	115,800	76,473	175,603	30,610
2041-2044	506,177	262,215	254,080	19,198
	<u>\$ 1,017,864</u>	<u>\$ 501,937</u>	<u>\$ 2,169,652</u>	<u>\$ 256,635</u>

The City has various aeronautical leasing agreements for land leases (54 agreements, 5 Licenses, 72 buildings) and hangar space (27) at Denton Enterprise Airport. These qualify as regulated leases and are not included in the measurement of lease receivables, in accordance with the requirements of GASB Statement No. 87. The City recognized \$1,001,746 (Land Lease) and \$185,100 (Hangar Lease) in lease revenue during fiscal year 2025 for these leases, which have CPI increases that range from 1-5 years, dependent on the lease terms ranging from 1-30 years, with some leases having additional options that range from 5-20 years. As of October 1, 2025, the minimum payments expected to be received over the next five years is shown in the table below:

Fiscal Year	Amount
2026	\$ 1,231,598
2027	1,262,552
2028	1,344,385
2029	1,377,224
2030	1,418,541
	<u>\$ 6,407,607</u>

Additionally, on January 1, 2023, City of Denton, TX entered a 48-month lease as Lessee for the use of Employee Health Clinic. An initial lease liability was recorded in the amount of \$300,845. As of September 30, 2025, the value of the lease liability is \$95,481. The City of Denton, TX is required to make monthly fixed payments of \$6,018. The lease has an interest rate of 0.2130%. The value of the right to use asset as of September 30, 2025, of \$300,845 with accumulated amortization of \$205,364. The City has one extension option(s), each for 12 months.

**J. Subscription-Based Information Technology Agreements (SBITA)**

The City entered into SBITA contracts involving various desktop and server software, electronic workflows and document management software along with other departmental specific operations management systems to assist in operations. As of September 30, 2025, all SBITA have fixed, periodic, payments over the subscription periods, which range from 1 to 4 years and expire no later than fiscal year 2029. In addition, some of these agreements are cancelable with 30 or 60-day notice. There are no commitments or

**CITY OF DENTON, TEXAS**  
**NOTES TO BASIC FINANCIAL STATEMENTS (continued)**  
**SEPTEMBER 30, 2025**

outflows of resources related to SBITA that are not yet effective. The short-term portion, due within one year, totals \$4,086,021 for Governmental Funds and \$2,647,909 for Business-type Funds.

The future subscription payments as of September 30, 2025, are as follows:

Fiscal Year	Governmental Activities		Business-Type Activities	
	Principal	Interest	Principal	Interest
2026	\$ 4,086,021	\$130,644	\$ 2,647,909	\$ 46,850
2027	1,917,068	130,644	168,577	46,850
2028	1,917,068	130,644	168,577	46,850
2029	1,917,068	130,644	168,577	46,850
	<u>\$ 9,837,225</u>	<u>\$522,576</u>	<u>\$ 3,153,640</u>	<u>\$187,400</u>

## V. OTHER INFORMATION

### A. Pension Plans

#### Employee Retirement Plans

The City of Denton participates in two pension plans; Texas Municipal Retirement System (TMRS), an agent multiple-employer, traditional, joint contributory, hybrid, defined benefit pension plan; and the Denton Firemen's Relief and Retirement Fund (FRRF), a single employer, contributory, defined benefit plan. Both plans are described in detail below. Aggregate amounts for the two pension plans are as follows:

	TMRS	FRRF	Total
Pension liability	\$ 726,035,642	\$ 177,904,171	\$ 903,939,813
Pension assets	648,100,639	167,944,509	816,045,148
Net pension liability	\$ 77,935,003	\$ 9,959,662	\$ 87,894,665
Deferred outflows of resources	\$ 30,143,664	\$ 13,428,323	\$ 43,571,987
Deferred inflows of resources	9,074,675	636,846	9,711,521
Pension expense	27,338,796	3,431,009	30,769,805

#### Texas Municipal Retirement Plan

##### Plan Description

The City of Denton participates as one of 901 plans in the defined benefit cash-balance plan administered by the Texas Municipal Retirement System (TMRS). TMRS is a statewide public retirement plan created by the State of Texas and administered in accordance with the TMRS Act, Subtitle G, Title 8, Texas Government Code (the TMRS Act) as an agent multiple-employer retirement system for employees of Texas participating cities. The TMRS Act places the general administration and management of the System with a six-member, Governor-appointed board of trustees; however, TMRS is not fiscally dependent on the State of Texas. TMRS issues a publicly available annual comprehensive financial report obtainable at [www.tmr.com](http://www.tmr.com). All eligible employees of the city are required to participate in TMRS.

##### Benefits Provided

TMRS provides retirement, disability, and death benefits. Benefit provisions are adopted by the governing body of the City, within the options available in the state statutes governing TMRS.

At retirement, the employee's benefit is calculated based on the sum of the employee's contributions with interest, and the city-financed monetary credits with interest. Employees may choose to receive their

**CITY OF DENTON, TEXAS**  
**NOTES TO BASIC FINANCIAL STATEMENTS (continued)**  
**SEPTEMBER 30, 2025**

retirement benefit in one of seven payment options. Employees may also choose to receive a portion of their benefit as a Partial Lump Sum Distribution in an amount equal to 12, 24, or 36 monthly payments, which cannot exceed 75% of the employee's deposits and interest.

Upon retirement, the employee's retirement benefits are calculated based on the sum of the employee's contributions, with interest, and the City-financed monetary credits, with interest. City-financed monetary credits are composed of three sources: prior service credits, current service credits, and updated service credits.

- Prior service credit, granted by each city joining TMRS, is a monetary credit equal to the accumulated value of the percentage of prior service credit selected by the City, multiplied by an employee's contributions that would have been made, based on the average salary prior to TMRS participation, for the number of months the employee was employed by the City before joining TMRS, accruing 3% annual interest and including the matching ratio adopted by the City.
- Current Service Credit is a monetary credit for service performed by an employee after the City joined TMRS and is based on a percentage (200%) of the employee's total contributions and interest credits (commonly referred to as the City's matching ratio). Each participating city designates the rate the employee contributions (7% for the City) and interest is credited on contribution balances annually at a guaranteed minimum 5% rate. Any change in the matching ratio would be applied prospectively.
- Updated Service Credits (USC) is an optional monetary credit granted on an annually repeated basis by the City, and it may increase an employee's monthly retirement benefit. In calculating USC, TMRS looks at the changes in the employees' salary over their career and any changes the City has made to its TMRS plan, such as the employee contribution rate or the City's matching ratio. Although USC may increase the employee's retirement benefit, USC does not affect the amount of contributions in an employee's account or the amount an employee will receive if they refund.

The plan provisions also include an annually repeating basis cost of living adjustments for retirees equal to 70% of the change in the consumer price index. If an employee terminates employment and refunds their account, the employee will receive their total contributions, plus credited interest. The employee will not receive any of the city-financed monetary credits. An employee can retire at ages 60 and above with 5 or more years of service or with 20 years of service regardless of age. A member is vested after five years.

#### **Employees Covered by Benefit Terms**

At the December 31, 2024, valuation and measurement date, the following employees were covered by the benefit terms:

Inactive employees or beneficiaries currently receiving benefits	957
Inactive employees entitled to but not yet receiving benefits	975
Active employees	<u>1,520</u>
Total	3,452

#### **Contributions**

The contribution rates for employees in TMRS are either 5%, 6%, or 7% of employee gross earnings, and the city matching percentages are either 100%, 150%, or 200%, both as adopted by the City Council. Under the state law governing TMRS, the contribution rate for each city is determined annually by the actuary, using the Entry Age Normal (EAN) actuarial cost method. The City's contribution rate is based on the liabilities created from the benefit plan options selected by the City and any changes in benefits or actual experience over time.

Employees for the City were required to contribute 7% of their annual gross earnings during the fiscal year. The contribution rates for the City were 18.15% and 18.94% in calendar years 2024 and 2025, respectively. The City's contributions to TMRS for the year ended September 30, 2025, were \$25,761,959 and were equal to the required contributions.

**CITY OF DENTON, TEXAS**  
**NOTES TO BASIC FINANCIAL STATEMENTS (continued)**  
**SEPTEMBER 30, 2025**

**Net Pension Liability**

The City's Net Pension Liability (NPL) was measured as of December 31, 2024, and the Total Pension Liability (TPL) used to calculate the Net Pension Liability was determined by an actuarial valuation as of that date.

**Actuarial Assumptions**

The Total Pension Liability in December 31, 2024 actuarial valuation was determined using the following actuarial assumptions:

Inflation	2.50% per year
Overall payroll growth	2.75% per year
Investment Rate of Return	6.75%, net of pension plan investment expense, including inflation

Salary increases were based on a service-related table. Mortality rates for active members are based on the PUB (10) mortality tables with the Public Safety table used for males and the General Employee table used for females. Mortality rates for healthy retirees and beneficiaries are based on the gender-distinct 2021 Municipal Retirees of Texas mortality tables. The rates for actives, healthy retirees and beneficiaries are projected on a fully generational basis by Scale UMP to account for future mortality improvements. For disabled annuitants, the same mortality tables for healthy retirees are used with a 4-year set-forward for males and a 3-year set-forward for females. In addition, a 3.5% and 3.0% minimum mortality rate are applied for males and females, respectively, to reflect the impairment for younger members who become disabled. The rates are projected on a fully generational basis by Scale UMP to account for future mortality improvements subject to the floor.

The actuarial assumptions were developed primarily from the actuarial investigation of the experience of TMRS over the four-year period from December 31, 2014, to December 31, 2018. They were adopted in 2019 and first used in December 31, 2019, actuarial valuation. The post-retirement mortality assumption for healthy annuitants and Annuity Purchase Rate (APRs) is based on the Mortality Experience Investigation Study covering 2009 through 2011 and dated December 31, 2013. Plan assets are managed on a total return basis with an emphasis on both capital appreciation as well as the production of income to satisfy the short-term and long-term funding needs of TMRS.

The long-term expected rate of return on pension plan investments was determined using a building-block method in which best estimate ranges of expected future real rates of return (expected returns, net of pension plan investment expense and inflation) are developed for each major asset class. These ranges are combined to produce the long-term expected rate of return by weighting the expected future real rates of return by the target asset allocation percentage and by adding expected inflation.

**CITY OF DENTON, TEXAS**  
**NOTES TO BASIC FINANCIAL STATEMENTS (continued)**  
**SEPTEMBER 30, 2025**

The target allocation and best estimates of real rates of return for each major asset class in fiscal year 2024 are summarized in the following table:

Asset Class	Target Allocation	Long-Term Expected Real Rate of Return (Arithmetic)
Global Equity	35%	7.1%
Core Fixed Income	6%	5.0%
Non-Core Fixed Income	6%	6.8%
Hedge Funds	5%	6.4%
Private Equity	13%	8.5%
Private Debt	13%	8.2%
Real Estate	12%	6.7%
Infrastructure	6%	6.0%
Other Private Markets	4%	7.3%
Total	100%	

**Discount Rate**

The discount rate used to measure the Total Pension Liability was 6.75%. The projection of cash flows used to determine the discount rate assumed that employee and employer contributions will be made at the rates specified in statute. Based on that assumption, the pension plan's Fiduciary Net Position was projected to be available to make all projected future benefit payments of current active and inactive employees. Therefore, the long-term expected rate of return on pension plan investments was applied to all periods of projected benefit payments to determine the Total Pension Liability.

**CITY OF DENTON, TEXAS**  
**NOTES TO BASIC FINANCIAL STATEMENTS (continued)**  
**SEPTEMBER 30, 2025**

**Changes in the Net Pension Liability**

	Increase (Decrease)		
	Total Pension Liability (a)	Plan Fiduciary Net Position (b)	Net Pension Liability (a) - (b)
Balance at 12/31/2023	\$ 678,975,184	\$ 583,428,852	\$ 95,546,332
Changes for the year:			
Service cost	25,133,454	-	25,133,454
Interest	45,632,055	-	45,632,055
Change of benefit terms	-	-	-
Difference between expected and actual experience	7,317,890	-	7,317,890
Changes of assumptions	-	-	-
Contributions - employer	-	25,761,959	(25,761,959)
Contributions - employee	-	9,666,319	(9,666,319)
Net investment income	-	60,664,328	(60,664,328)
Benefit payments, including refunds of employee contributions	(31,022,941)	(31,022,941)	-
Administrative expense	-	(388,785)	388,785
Other changes	-	(9,093)	9,093
Net changes	47,060,458	64,671,787	(17,611,329)
Balance at 12/31/2024	\$ 726,035,642	\$ 648,100,639	\$ 77,935,003

**Sensitivity of the Net Pension Liability to Changes in the Discount Rate**

The following presents the net pension liability of the City, calculated using the discount rate of 6.75%, as well as what the City's net pension liability would be if it were calculated using a discount rate that is 1-percent-point lower (5.75%) or 1-percentage-point higher (7.75%) than the current rate:

	1% Decrease in Discount Rate (5.75%)	Current Discount Rate (6.75%)	1% Increase in Discount Rate (7.75%)
City's net pension liability	\$ 182,263,273	\$ 77,935,003	\$ (7,355,448)

**Pension Plan Fiduciary Net Position**

Detailed information about the pension plan's Fiduciary Net Position is available in the Schedule of Change in Fiduciary Net Position, by Participating City, separately issued TMRS financial report. That report may be obtained on the Internet at [www.tmrs.com](http://www.tmrs.com).

**CITY OF DENTON, TEXAS**  
**NOTES TO BASIC FINANCIAL STATEMENTS (continued)**  
**SEPTEMBER 30, 2025**

**Pension Expense and Deferred Outflows of Resources and Deferred Inflows of Resources Related to Pensions**

For the year ended September 30, 2025, the City recognized pension expense of \$27,338,796. This amount is included as part of personal services expenses.

At September 30, 2025, the City reported deferred outflows of resources and deferred inflows of resources related to TMRS pension from the following sources:

	<u>Deferred Outflows of Resources</u>	<u>Deferred Inflows of Resources</u>
Differences between projected and actual investment earnings	\$ -	\$ 6,852,939
Contributions subsequent to the measurement date	19,343,268	-
Differences between expected and actual economic experience	10,800,396	-
Difference in assumption changes	-	2,221,736
Total	<u>\$ 30,143,664</u>	<u>\$ 9,074,675</u>

As reported as deferred outflows of resources, \$19,343,268 is related to pensions resulting from contributions subsequent to the measurement date will be recognized as a reduction of the net pension liability for the City's fiscal year ending September 30, 2026. Other amounts reported as deferred outflows and inflows of resources related to pensions will be recognized in pension expense (income) as follows:

<u>For the Year Ended September 30,</u>	<u>Net Deferred Outflows/Inflows)</u>
2026	\$ 4,683,041
2027	8,712,507
2028	(7,521,397)
2029	(4,148,430)
Total	<u>\$ 1,725,721</u>

**CITY OF DENTON, TEXAS**  
**NOTES TO BASIC FINANCIAL STATEMENTS (continued)**  
**SEPTEMBER 30, 2025**

**Denton Firemen's Relief and Retirement Plan**

**Plan Description**

The City contributes to the retirement plan for firefighters in the Denton Fire Department known as the Denton Firemen's Relief and Retirement Fund (the Fund). The Fund is a single employer, contributory, defined benefit plan. The benefit provisions of the Fund are authorized by the Texas Local Fire Fighters' Retirement Act (TLFFRA). TLFFRA provides the authority and procedure to amend benefit provisions. The plan is administered by the Board of Trustees of the Denton Firemen's Relief and Retirement Fund. The City does not have access to nor can it utilize assets within the retirement plan trust. The Fund issues a stand-alone report pursuant to GASB Statement No. 67, which may be obtained by writing the Denton Firemen's Relief and Retirement Fund at P.O. Box 2375, Denton, Texas 76202. See that report for all information about the plan fiduciary net position.

**Benefits Provided**

Firefighters in the Denton Fire Department are covered by the Denton Firemen's Relief and Retirement Fund which provides service retirement, death, disability, and withdrawal benefits. These benefits are fully vested after 20 years of credited service. Firefighters may retire at age 50 with 20 years of service. A partially vested benefit is provided for firefighters who terminate employment with at least 10 but less than 20 years of service. If a terminated firefighter has a partially vested benefit, the firefighter may retire starting on the date they would have both completed 20 years of service if they had remained a Denton firefighter and attained age 50. The present plan provides a monthly normal service retirement benefit, payable in a Joint and Two-Thirds to Spouse form of annuity, equal to 2.59% of Highest 36-Month Average Salary for each year of service.

A retiring firefighter who is at least age 52 with at least 22 years of service has the option to elect the Retroactive Deferred Retirement Option Plan (RETRO DROP) which will provide a lump sum benefit and a reduced monthly benefit. The reduced monthly benefit is based on the service and Highest 36-Month Average Salary as if the firefighter had terminated employment on their selected RETRO DROP benefit calculation date, which is no earlier than the later of the date the firefighter meets the age 52 and 22 years of service requirements and the date four years prior to the date the firefighter actually retires. Upon retirement, the employee will receive, in addition to the monthly retirement benefit, a lump sum equal to the sum of (1) the amount of monthly contributions the member has made to the Fund after the RETRO DROP benefit calculation date plus (2) the total of the monthly retirement benefits the member would have received between the RETRO DROP benefit calculation date and the date retired under the plan. There are no account balances. The lump sum is calculated at the time of retirement and distributed as soon as administratively possible.

There is no provision for automatic postretirement benefit increases. The Fund has the authority to provide, and has periodically in the past provided, ad hoc post-retirement benefit increases.

**Employees Covered by Benefit Terms**

In the December 31, 2023, actuarial valuation, the following numbers of members were covered by the Fund:

Inactive employees or beneficiaries currently receiving benefits	96
Inactive employees entitled to but not yet receiving benefits	8
Active employees	236
Total	340

**Contributions**

The contribution provisions of the Fund are authorized by TLFFRA. TLFFRA provides the authority and procedure to change the amount of contributions determined as a percentage of pay by each firefighter and a percentage of payroll by the City.

**CITY OF DENTON, TEXAS**  
**NOTES TO BASIC FINANCIAL STATEMENTS (continued)**  
**SEPTEMBER 30, 2025**

The contribution policy of the Denton Firemen's Relief and Retirement Fund requires contributions equal to 12.6% of pay by the firefighters, the rate elected by the firefighters according to TLFFRA. The City began contributing in December 2017 according to a new City funding policy. The ordinance defining it includes an actuarially determined contribution rate over a closed 25-year amortization period, a contribution rate of 18.5% for several years, a minimum rate standard, and City review and approval of each actuarial valuation. December 31, 2023, actuarial valuation includes the assumption that the City contribution rate will be 18.5% over the unfunded liability amortization period. The costs of administering the plan are paid from the Fund assets. The City's contributions to the Fund for the year ended September 30, 2025, were \$6,136,743.

Ultimately, the funding policy also depends upon the total return of the Fund's assets, which varies from year to year. Investment policy decisions are established and maintained by the board of trustees. For the calendar year ending December 31, 2024, the money-weighted rate of return on pension plan investments was 8.61%. This measurement of the investment performance is net of investment-related expenses, reflecting the effect of the timing of the contributions received and the benefits paid during the year.

While the contribution requirements are not actuarially determined, state law requires that each change in plan benefits adopted by the Fund must first be approved by an eligible actuary, certifying the contribution commitment by the firefighters and the assumed city contribution rate together provide an adequate contribution arrangement. Using the entry age actuarial cost method, the plan's normal cost contribution rate is determined as a percentage of payroll. The excess of the total contribution rate over the normal cost contribution rate is used to amortize the plan's unfunded actuarial accrued liability (UAAL). The number of years needed to amortize the plan's UAAL is actuarially determined using an open, level percentage of payroll method.

#### **Net Pension Liability**

The City of Denton's net pension liability was measured as of December 31, 2024, and the total pension liability used to calculate the net pension liability was determined based actuarial valuation as of December 31, 2023, and rolled forward to December 31, 2024.

Total pension liability	\$ 177,904,171
Plan fiduciary net position	<u>167,944,509</u>
City's net pension liability	\$ 9,959,662
 Plan fiduciary net position as a percentage of the total pension liability	 94.4%

#### **Actuarial Assumptions**

The total pension liability in December 31, 2023, actuarial valuation was determined using the following actuarial assumptions, applied to all periods included in the measurement:

Inflation	2.50%	
Salary increases	3.00%, plus promotion, step and longevity increases that vary by service	
Investment Rate of Return	6.75%, net of pension plan investment expense, including inflation	

Mortality rates were based on the PubS-2010 (public safety) total dataset mortality tables employees and for retirees (sex distinct), projected for mortality improvement generationally using the projection scale MP-2019.

**CITY OF DENTON, TEXAS**  
**NOTES TO BASIC FINANCIAL STATEMENTS (continued)**  
**SEPTEMBER 30, 2025**

The long-term expected rate of return on pension plan investments is reviewed for each biennial actuarial valuation and was determined using a building-block method in which expected future net real rates of return (expected returns, net of pension plan investment expense and inflation) are developed for each major asset class. These components are combined to produce the long-term expected rate of return by weighting the expected future net real rates of return by the target asset allocation percentage (currently resulting in 4.96%) and by adding expected inflation (2.5%). In addition, the final 6.75% assumption was selected by rounding down and thereby reflects a reduction of 0.71% for adverse deviation.

The target allocation and expected arithmetic net real rates of return for each major asset class are summarized in the following table:

Asset Class	Target Allocation	Long-Term Expected Real Rate of Return (Arithmetic)
<b>Equities</b>		
Large Cap Domestic	40.0%	6.00%
Small/Mid Cap Domestic	10.0%	6.50%
International Developed	10.0%	6.50%
<b>Alternatives</b>		
Master Limited Partnerships	8.0%	6.50%
Real Estate	15.0%	4.00%
Fixed Income	15.0%	1.00%
Cash	2.0%	0.00%
<b>Total</b>	<b>100.0%</b>	
<b>Weighted Average</b>		<b>4.96%</b>

### Discount Rate

The discount rate used to measure the total pension liability was 6.75%. No projection of cash flows was used to determine the discount rate because December 31, 2023, actuarial valuation showed expected contributions would pay the normal cost and amortize the unfunded actuarial accrued liability (UAAL) in seven years. Because of the seven-year amortization period of the UAAL, the pension plan's fiduciary net position is expected to be available to make all projected future benefit payments of current active and inactive members. Therefore, the long-term expected rate of return on pension plan investments of 6.75% was applied to all periods of projected benefit payments as the discount rate to determine the total pension liability.

### Sensitivity of the Net Pension Liability to Changes in the Discount Rate

The following presents the net pension liability of the City of Denton, calculated using the discount rate of 6.75%, as well as what the city's net pension liability would be if it were calculated using a discount rate that is 1-percentage-point lower (5.75%) or 1-percentage-point higher (7.75%) than the current rate:

	1% Decrease in Discount Rate (5.75%)	Current Discount Rate (6.75%)	1% Increase in Discount Rate (7.75%)
<b>City's net pension liability</b>	<b>\$ 32,931,528</b>	<b>\$ 9,959,662</b>	<b>\$ (9,155,259)</b>

### Pension Plan Fiduciary Net Position

The plan fiduciary net position reported above is the same as reported by the Fund. Detailed information about the plan fiduciary net position is available in the Fund's separately issued audited financial statements, which are reported using the economic resources measurement focus and the accrual basis of accounting in

**CITY OF DENTON, TEXAS**  
**NOTES TO BASIC FINANCIAL STATEMENTS (continued)**  
**SEPTEMBER 30, 2025**

conformity with accounting principles generally accepted in the United States of America. Revenues are recorded when earned, and expenses are recorded when a liability is incurred, regardless of the timing of the related cash flows. Investments are reported at fair value, the price that would be recognized to sell an asset in an orderly transaction between market participants at the measurement date.

**Changes in the Net Pension Liability**

	Increase (Decrease)		
	Total Pension Liability (a)	Plan Fiduciary Net Position (b)	Net Pension Liability (a) - (b)
Balance at 12/31/2024	\$ 167,333,614	\$ 152,072,995	\$ 15,260,619
Changes for the year:			
Service cost	6,063,143	-	6,063,143
Interest	11,469,317	-	11,469,317
Change of benefit terms	-	-	-
Difference between expected and actual experience	-	-	-
Contributions - employer	-	5,846,904	(5,846,904)
Contributions - employee	-	3,889,705	(3,889,705)
Net investment income	-	13,206,709	(13,206,709)
Benefit payments, including refunds of employee contributions	(6,961,903)	(6,961,903)	-
Administrative expense	-	(109,901)	109,901
Net changes	10,570,557	15,871,514	(5,300,957)
Balance at 12/31/2025	<u>\$ 177,904,171</u>	<u>\$ 167,944,509</u>	<u>\$ 9,959,662</u>

**Pension Expense and Deferred Outflows of Resources and Deferred Inflows of Resources Related to Pensions**

For the year ended September 30, 2025, the City recognized a pension expense of \$3,431,009. Amounts recognized in the fiscal year represent changes between the current and prior year measurement dates. On September 30, 2025, the City reported deferred outflows of resources and deferred inflows of resources related to the Fund from the following sources:

	Deferred Outflows of Resources	Deferred Inflows of Resources
Differences between projected and actual investment earnings	\$ -	\$ 636,846
Contributions subsequent to the measurement date	4,478,547	-
Differences between expected and actual economic experience	7,682,485	-
Difference in assumption changes	1,267,291	-
Total	<u>\$ 13,428,323</u>	<u>\$ 636,846</u>

**CITY OF DENTON, TEXAS**  
**NOTES TO BASIC FINANCIAL STATEMENTS (continued)**  
**SEPTEMBER 30, 2025**

Deferred outflows of resources related to pensions resulting from contributions subsequent to the measurement date of \$4,478,547 will be recognized as a reduction of the net pension liability for the measurement year ending December 31, 2025, and the City's fiscal year ending September 30, 2026. Other amounts reported as deferred outflows and inflows of resources related to pensions will be recognized in pension expense (income) as follows:

For the Year Ended September 30,	Net Deferred Outflows/(Inflows)
2026	\$ 1,065,863
2027	3,645,280
2028	295,193
2029	734,679
2030	1,048,277
Thereafter	1,523,638
<b>Total</b>	<b>\$ 8,312,930</b>

**B. Post-employment Benefits Other than Pensions (OPEB)**

The City of Denton provides for two post-employment benefit (OPEB) plans; one provides for post-employment medical care through a single-employer defined benefit medical plan (Medical OPEB), and the other is the Texas Municipal Retirement System Supplemental Death Benefits Fund (TMRS SDBF), a single-employer defined benefit OPEB plan. Both plans are described in detail below.

Aggregate amounts for the two OPEB plans are as follows:

	Medical OPEB	TMRS SDBF	Total
OPEB liability	\$ 46,919,770	\$ 4,113,881	\$ 51,033,651
OPEB assets	-	-	-
<b>Total OPEB liability</b>	<b>\$ 46,919,770</b>	<b>\$ 4,113,881</b>	<b>\$ 51,033,651</b>
Deferred outflows of resources	\$ 6,270,276	\$ 648,252	\$ 6,918,528
Deferred inflows of resources	(11,008,086)	(1,202,444)	(12,210,530)
OPEB expense	3,717,424	183,507	3,900,931

**Medical Benefits**

**Plan Description**

The City of Denton provides post-employment medical care (OPEB) for retired employees through a single employer defined benefit medical plan. The plan provides medical benefits for eligible retirees, their spouses, and dependents through the City's group health insurance plans, which covers both active and retired members. The benefits, benefit levels, and contribution rates are recommended annually by the City management as part of the budget process. Any changes in rate subsidies for retirees are approved by the City Council. Since an irrevocable trust has not been established, the plan is not accounted for as a trust fund. The plan does not issue a separate financial report.

**Benefits Provided**

The City provides post-employment medical, dental, and vision care benefits to its retirees. To be eligible for benefits, an employee must qualify for retirement under the Texas Municipal Retirement System or the Denton Firemen's Relief and Retirement Plan. Retirees must make a one-time irrevocable decision to choose

**CITY OF DENTON, TEXAS  
NOTES TO BASIC FINANCIAL STATEMENTS (continued)  
SEPTEMBER 30, 2025**

benefits at the time of retirement, after that their eligibility for the benefits ceases. However, retirees can move between plans and can add and drop dependents based on qualifying events.

All medical care benefits are provided through the City’s self-insured health plan. The benefit levels are the same as those afforded to active employees.

**Employees Covered by the Benefit Terms**

In the December 31, 2024, actuarial valuation, the following number of employees were covered by the benefit terms:

Inactive employees or beneficiaries currently receiving benefits	247
Active employees	<u>1,689</u>
Total	1,936

**Funding Policy**

The plan premium rates are recommended annually by City management and approved by the City Council as part of the annual budget. The retiree’s contribution is the full amount of the actuarially determined blended premium rate less a subsidy dependent upon years of service at retirement. By providing retirees with access to the City’s healthcare plans based on the same rates it charges to active employees, the City is in effect providing a subsidy to retirees. This implied subsidy exists because, on average, retiree health care costs are higher than active employee healthcare costs. By not contributing anything toward this plan in advance, the City employs a pay-as-you-go method through paying the higher rate for active employees each year. The City contributes \$40 per month for each five-year increment of service, up to \$200 per month, toward the cost of retiree coverage. The full cost for dental and vision is paid by the retiree. Retirees are required to enroll in Medicare Part B once eligible (age 65) and are moved into a fully insured Medicare Supplement plan at that time. The same City contribution level applies to the supplement.

**Medical OPEB Liability**

The City’s medical OPEB liability of \$46,919,770 was measured as of December 31, 2024, the same date as the actuarial valuation.

**CITY OF DENTON, TEXAS**  
**NOTES TO BASIC FINANCIAL STATEMENTS (continued)**  
**SEPTEMBER 30, 2025**

**Actuarial Methods and Assumptions**

The medical OPEB liability in the December 31, 2024, actuarial valuation was determined using the following actuarial assumptions and other inputs, applied to all periods included in the measurement date, unless otherwise specified.

Significant method and assumptions used for this fiscal year valuation were as follows:

**Actuarial Assumptions**

Valuation date	December 31, 2023
Actuarial cost method	Individual Entry-Age Normal Method
	4.05% as of December 31, 2022
Discount Rate	3.77% as of December 31, 2023
	4.08% as of December 31, 2024
Inflation rate	2.50% per annum
Projected salary increases	3.60% to 11.85% for TMRS, including inflation 3.00% to 9.18% for Fire, including inflation
Healthcare trend rates	Initial rate of 7.20% declining to an ultimate rate of 4.25% after 15 years
Mortality	<p><b>TMRS:</b> For healthy retirees, the gender-distinct 2019 Municipal Retirees of Texas mortality tables are used. The rates are projected on a fully generational basis using the ultimate mortality improvement rates in the MP-2021 table to account for future mortality improvements.</p> <p><b>Firefighters:</b> The gender-distinct PubS-2010 (safety employees) total data set mortality are used. The rates are projected on a fully generational basis using the projection scale MP-2019.</p>
Participation Rates	65% for employees retiring at age 65 or older; 45% for employees retiring between the ages of 50 and 64; 5% for employees retiring between the ages of 45 and 49; 0% for employees retiring before the age of 45.

**CITY OF DENTON, TEXAS**  
**NOTES TO BASIC FINANCIAL STATEMENTS (continued)**  
**SEPTEMBER 30, 2025**

**Changes in the Medical OPEB Liability**

	<u>Total Medical OPEB Liability</u>
Balance at 12/31/2023	\$ 45,653,463
Changes for the year:	
Service cost	2,882,929
Interest	1,740,446
Difference between expected and actual experience	(105,456)
Changes of assumptions	(1,393,130)
Benefit payments	<u>(1,858,482)</u>
Net changes	1,266,307
Balance at 12/31/2024	<u>\$ 46,919,770</u>

Total OPEB liability as a percentage of covered payroll was 26.86%.

**Sensitivity of the Medical OPEB Liability to Changes in the Discount Rate**

The following schedule shows the impact of the medical OPEB liability if the discount rate used was 1% less than (3.08%) and 1% greater than (4.08%) the discount rate that was used (5.08%) in measuring the medical OPEB liability:

	1% Decrease <u>(3.08%)</u>	Current Discount Rate <u>(4.08%)</u>	1% Increase <u>(5.08%)</u>
Total medical OPEB liability	\$ 51,619,415	\$ 46,919,770	\$ 42,780,452

**Sensitivity of the Medical OPEB Liability to Changes in the Healthcare Cost Trend Rate Assumption**

The following schedule shows the impact of the medical OPEB liability if the healthcare trend cost rate used was 1% less or 1% more than the healthcare cost trend rate that was used in measuring the medical OPEB liability:

	1% Decrease	Current Healthcare Cost Trend Rate	1% Increase
Total medical OPEB liability	<u>\$ 42,999,140</u>	\$ 46,919,770	<u>\$ 51,543,954</u>

**CITY OF DENTON, TEXAS**  
**NOTES TO BASIC FINANCIAL STATEMENTS (continued)**  
**SEPTEMBER 30, 2025**

**Medical OPEB Expense and Deferred Outflows of Resources and Deferred Inflows of Resources Related to Medical OPEB**

For the year ended September 30, 2025, the City recognized medical OPEB expense of \$3,717,424. At September 30, 2025, the City reported deferred outflows of resources and deferred inflows of resources related to medical OPEB from the following sources:

	Deferred Outflows of Resources	Deferred Inflows of Resources
Differences between expected and actual economic experience	\$ 143,622	\$ 2,032,442
Changes in actuarial assumptions	4,606,710	8,975,644
Contributions subsequent to the measurement date	1,519,944	-
Totals	<u>\$ 6,270,276</u>	<u>\$ 11,008,086</u>

Deferred outflows of resources related to OPEB contributions subsequent to the measurement date (\$1,519,944) will be recognized as a reduction of the medical OPEB liability for the City's fiscal year ending September 30, 2026. Other amounts reported as deferred outflows of resources related to the medical OPEB will be recognized in OPEB expense as follows:

Year Ending September 30,	Net Deferred Outflows/(Inflows)
2026	\$ (913,744)
2027	(1,291,494)
2028	(925,126)
2029	(977,147)
2030	(1,319,674)
Thereafter	(992,569)
Total	<u>\$ (6,257,754)</u>

**TMRS Supplemental Death Benefit Fund**

**Plan Description**

The City of Denton voluntarily participates in the Texas Municipal Retirement System Supplemental Death Benefits Fund (TMRS SDBF). The SDBF is a defined benefit group-term life insurance Other Postemployment Benefit (OPEB) plan as defined by GASB Statement No. 75, *Accounting and Financial Reporting for Postemployment Benefits Other Than Pensions*. No assets are accumulated in a trust that meets the criteria in paragraph 4 of GASB Statement No. 75. It is established and administered in accordance with the TMRS Act identically to the City's pension plan.

**CITY OF DENTON, TEXAS  
NOTES TO BASIC FINANCIAL STATEMENTS (continued)  
SEPTEMBER 30, 2025**

**Benefits Provided**

The SDBF provides group-term life insurance to City employees who are active members in TMRS, including or not including retirees. The City Council opted into this system via an ordinance, and may terminate coverage under, and discontinue participation in, the SDBF by adopting an ordinance before November 1<sup>st</sup> of any year to be effective the following January 1<sup>st</sup>.

Payments from this fund are similar to group-term life insurance benefits and are paid to the designated beneficiaries upon the receipt of an approved application for payment. The death benefit for active employees provides a lump-sum payment approximately equal to the employee’s annual salary (calculated based on the employee’s actual earnings for the 12-month period preceding the month of death). The death benefit for retirees is considered an “other postemployment benefit” (OPEB) and is a fixed amount of \$7,500. As the SDBF covers both active and retiree participants with no segregation of assets, the SDBF is considered to be an unfunded OPEB plan.

**Employees Covered by the Benefit Terms**

In the December 31, 2024 actuarial valuation, the following number of employees were covered by the benefit terms:

Inactive employees or beneficiaries currently receiving benefits	732
Inactive employees entitled to but not yet receiving benefits	267
Active employees	1,520
Total	2,519

**Contributions**

The City contributes to the SDBF at a contractually required rate as determined by an annual actuarial valuation. For FY 2024 and FY 2025 the contribution was 0.28% and 0.23% respectively, of which 0.10% represented the retiree-only portion for each year, as a percentage of annual covered payroll. The rate is equal to the cost of providing one-year term life insurance. The funding policy for the SDBF program is to ensure that adequate resources are available to meet all the death benefit payments for the upcoming year; the intent is not to prefund retiree term life insurance during employees’ entire careers. The City’s contribution to the SDBF for two years ended September 30, 2025, and 2024 were \$399,190 and \$377,550 respectively, representing contributions for both active and retiree coverage, which equaled the required contribution each year.

**Actuarial Methods and Assumptions**

The SDBF OPEB liability in the December 31, 2024, actuarial valuation was determined using the following actuarial assumptions:

	12/31/2024
Inflation rate	2.50% per annum
Discount rate	4.08%
Actuarial cost method	Entry Age Normal Method
Projected salary increases	3.60% to 11.85% including inflation

Salary increases were based on a service-related table. Mortality rates for active members, retirees, and beneficiaries were based on the following:

Mortality rates for active members, retirees, and beneficiaries were based on the gender-distinct 2019 Municipal Retirees of Texas mortality tables. The rates are projected on a fully generational basis by scale

**CITY OF DENTON, TEXAS**  
**NOTES TO BASIC FINANCIAL STATEMENTS (continued)**  
**SEPTEMBER 30, 2025**

MP-2021 (with immediate convergence) to account for future mortality improvements. For disabled annuitants, the gender-distinct 2019 Municipal Retirees of Texas mortality tables are used with a 4-year set forward for males and a 3-year set forward for females. In addition, a 3.5% and 3% minimum mortality rate is applied to reflect the impairment for younger members who became disabled for males and females, respectively. The rates are projected on a fully generational basis by scale MP-2021 (with immediate convergence) to account for future mortality improvements subject to the floor. Administrative expenses for the SDBF are paid through the TMRS Pension Trust Fund and are wholly accounted for under the provisions of GASB Statement No. 68.

The actuarial assumptions used in the December 31, 2024, valuation were based on the results of an actuarial experience study for the period ending December 31, 2022.

**Discount Rate**

The SDBF program is treated as an unfunded OPEB plan because the SDBF trust covers both actives and retirees, and the assets are not segregated for these groups. As such, a single discount rate of 3.08% was used to measure the SDBF OPEB Liability. Because the plan is essentially a “pay-as-you-go” plan, the single discount rate is equal to the prevailing municipal bond rate. The source of the municipal bond rate was fixed-income municipal bonds with 20 years to maturity that include only federally tax-exempt municipal bonds as reported in Fidelity Index’s “20-year Municipal GO AA Index” as of December 31, 2024.

**Sensitivity of the SDBF OPEB Liability to Changes in the Discount Rate**

The following schedule shows the impact of the SDBF OPEB liability if the discount rate used was 1% less than (4.08%) and 1% greater than (4.08%) the discount rate that was used (5.08%) in measuring the medical OPEB liability:

	1% Decrease (3.08%)	Current Discount Rate (4.08%)	1% Increase (5.08%)
Total SDBF OPEB liability	\$ 4,917,775	\$ 4,113,881	\$ 3,487,733

**OPEB Liabilities, OPEB Expense, and Deferred Outflows of Resources Related to OPEBs**

On September 30, 2025, the City reported a liability of \$4,113,881 for its Total SDBF OPEB liability. The total SDBF liability was determined by an actuarial valuation as of December 31, 2024. For the year ended September 30, 2025, the City recognized SDBF OPEB expense of \$183,507. There were no changes of benefit terms that affected measurement of the Total SDBF Liability during the measurement period.

**Changes in the SDBF OPEB Liability**

	Total SDBF OPEB Liability
Balance at 12/31/2023	\$ 4,146,417
Changes for the year:	
Service cost	179,426
Interest	157,100
Difference between expected and actual experience	(3,170)
Changes of assumptions	(227,872)
Benefit payments	(138,020)
Net changes	(32,536)
Balance at 12/31/2024	\$ 4,113,881

**CITY OF DENTON, TEXAS**  
**NOTES TO BASIC FINANCIAL STATEMENTS (continued)**  
**SEPTEMBER 30, 2025**

Total OPEB liability as a percentage of covered payroll was 2.98%.

At September 30, 2025, the City reported deferred outflows of resources and deferred inflows of resources related to other SDBF post-employment benefits from the following sources:

	Deferred Outflows of Resources	Deferred Inflows of Resources
Differences between expected and actual economic experience	\$ 42,184	\$ 58,959
Changes in actuarial assumptions	315,634	1,143,485
Contributions subsequent to the measurement date	290,434	-
Totals	<u>\$ 648,252</u>	<u>\$ 1,202,444</u>

Other amounts reported as deferred outflows of resources related to SDBF OPEB will be recognized in OPEB expense as follows:

Year Ending September 30	Net Deferred Outflows/(Inflows)
2026	\$ (215,156)
2027	(322,718)
2028	(268,453)
2029	(15,787)
2030	(22,512)
Total	<u>\$ (844,626)</u>

### C. Deferred Compensation Plan

The City offers its employees a deferred compensation plan created in accordance with Internal Revenue Code Section 457. For the calendar years 2024 and 2025 the plan, available to all permanent City employees, permitted them to defer, until future years, up to \$23,000 and \$23,500 respectively. Employees who are age 50 or older may contribute an additional amount of \$7,500, the total not to exceed \$31,000 in 2025. Employees who are within three years of retirement eligibility may elect to participate in a catch-up provision allowed by Section 457, which has an annual maximum contribution amount of \$46,000 in 2024 and \$47,000 in 2025. The withdrawal of deferred compensation funds is only available to employees by loan, termination, retirement, death, or unforeseeable emergency.

All amounts of compensation deferred under the plan, all property and rights purchased with those amounts, and all income attributable to those amounts, property or rights are, until paid or made available to the employee or other beneficiary, solely the property and rights of the employees. Accordingly, the assets and associated liability of the plan are not included in the City's financial statements.

It is the opinion of the City's legal counsel that the City has no liability for losses under the plan.

### D. Self-insurance Plan

The City has established a self-insurance plan for liability and workers' compensation claims in the Risk Retention Fund. Accrued claims payable include provisions for claims reported and claims incurred but not reported. The provision for reported claims is determined by estimating the amount which will ultimately be

**CITY OF DENTON, TEXAS**  
**NOTES TO BASIC FINANCIAL STATEMENTS (continued)**  
**SEPTEMBER 30, 2025**

paid to each claimant. The provision for claims incurred but not yet reported is estimated based on actuarial studies.

It is the policy of the City of Denton not to purchase commercial insurance for workers' compensation claims. Commercial liability insurance coverage is purchased for general liability, aviation ground operations liability, auto liability and physical damage, public officials' liability, professional liability for EMT operations, employment practices liability, law enforcement professional liability, cyber, and commercial crime (employee theft and dishonesty).

Additionally, excess insurance is purchased for general liability, flood (for specific properties), and workers' compensation exposures. The City reports liabilities when it is probable that a loss has occurred, and the amount of that loss can be reasonably estimated to meet the deductible for the policy. Liabilities include an amount for claims that have been incurred but not reported. Because actual claim liabilities depend on such complex factors as inflation, changes in legal doctrines, and damage awards, the process used in computing claims liability does not necessarily result in an exact amount.

In January 2008, the City started a self-insured group employee health insurance plan. Claims are paid from the Health Insurance Fund, which has an annually negotiated stop loss provision.

The City's costs associated with the self-insurance plans are interfund transactions. Accordingly, they are treated as operating revenues of the Internal Service Risk Retention Fund and Health Insurance Fund and operating expenditures (expenses) of the other funds and employee payroll deductions.

Claims liabilities are re-evaluated periodically to take into consideration the settlement of claims, new claims, and other factors. As of September 30, 2025, the estimated value of these liabilities was \$9,396,852.

Changes in balances of claims liabilities during fiscal years 2024 and 2025 were as shown as follows:

	Claims Liability Beginning of Fiscal Year	Claims and Change in Estimates	Claim Payments	Claims Liability End of Fiscal Year
Worker's Compensation				
2025	\$3,588,606	\$1,682,200	\$1,082,761	\$4,188,045
2024	\$3,052,113	\$1,656,528	\$1,120,035	\$3,588,606
General Liability				
2025	\$2,265,977	\$ 868,734	\$ 109,011	\$3,025,700
2024	\$1,802,160	\$ 842,957	\$ 379,140	\$2,265,977
Health Insurance				
2025	\$3,346,987	\$27,805,384	\$28,969,263	\$2,183,108
2024	\$3,951,994	\$27,455,602	\$28,060,609	\$3,346,987

On September 30, 2025, the City of Denton had a negative unrestricted net position of \$5,728,618 in the Risk Retention Fund and an additional positive net position of \$791,056 in the Health Insurance Fund for payment of claims, both in addition to the liability balances recorded. There were no significant reductions in insurance coverage from coverage in the prior year, and the amount of settlements did not exceed insurance coverage in the current year or in any of the past three fiscal years.

**CITY OF DENTON, TEXAS**  
**NOTES TO BASIC FINANCIAL STATEMENTS (continued)**  
**SEPTEMBER 30, 2025**

**E. Commitments and Contingencies**

**Agreement with TMPA**

In 1976, the City, along with the cities of Bryan, Greenville, and Garland, Texas (the Cities) entered into a Power Sales Contract with the Texas Municipal Power Agency (TMPA). TMPA was created through concurrent ordinances of the Cities and is governed by a Board of Directors consisting of eight members, two appointed by the governing body of each city. Under the terms of the agreement, TMPA agreed to construct or acquire electric generating plants to supply energy and power to the Cities for a period of not less than 35 years. The Cities in turn agreed to purchase all future power and energy requirements in excess of the amounts generated by their systems from TMPA at prices intended to cover operating costs and retirement of debt. In the event that revenues were insufficient to cover all costs and retire the outstanding debt, each of the cities guaranteed a portion of the unpaid debt based, generally, upon the pro rata share.

TMPA, a municipal corporation, is governed by a Board of Directors consisting of eight members. The governing body of each of the four Cities appoints two members to the Board. An affirmative vote of five Directors, plus a weighted majority vote based on the respective energy usage of the Cities, is required for major decisions.

The City pays TMPA a pro-rated monthly charge based on the City's contractual portion of TMPA's annual fixed operating costs and debt service payments, which is currently 21.3%. As of September 30, 2025, total TMPA long-term debt outstanding was approximately \$226,534,000, all of which was transmission debt and has no effect on the term of the contract. All outstanding generation debt was paid off on September 1, 2018.

Effective September 1, 2016, TMPA and the Member Cities entered into a Joint Operating Agreement (JOA). In general, the purposes of the JOA include: (i) funding TMPA operations such as mine reclamation, transmission service, and plant decommissioning following expiration of the Power Sales Contract (PSC); (ii) subject to certain exceptions, requiring Member City approval for the issuance of new debt, the execution of certain significant contracts, and the sale of property exceeding \$10 million in value; (iii) specifying provisions for determining how costs of TMPA and proceeds from the sale of assets are to be allocated among the Member Cities; (iv) providing for the establishment by TMPA of reserve funds for the decommissioning of the plant and the indemnification of TMPA Board Members and Member City officials, employees, contractors, and agents; and (v) dividing the operations of TMPA into three business functions (mine, generation, and transmission) and requiring separate budgets and books for each business function.

The PSC provides upon dissolution of TMPA, the assets of TMPA automatically being transferred to the Member Cities, with each Member City receiving an undivided interest in the assets of TMPA in proportion to the amount paid by the Member City to TMPA. The JOA requires TMPA to periodically make this calculation for each business unit and sets out formulas for making these calculations. Under the JOA, these ownership calculations are relevant not only to the allocation of assets upon dissolution of TMPA, but also to the allocation of certain proceeds from the sale of assets, and in some cases, the allocation of TMPA costs.

At the request of a majority of Member Cities, TMPA is required by the JOA to transfer a divided interest in the transmission system to each Member City. Under this partition process, the objective is for each City to receive ownership of transmission facilities in the vicinity of the Member City, and in proportion to the Member City's ownership interest in the transmission business. Any such transfer of transmission assets must be in compliance with relevant bond covenants, including those requiring defeasance of all or a portion of transmission debt.

The JOA included a reclamation plan for the mine, required the development of a decommissioning plan, and set out standards for environmental remediation. TMPA is required to comply with these plans and standards.

Under the JOA, in discharging its contractual obligations, including mine reclamation, decommissioning, transmission service, environmental remediation, indemnification, and other obligations, TMPA is rendering services to the Member Cities. The JOA obligates each Member City to pay the cost of these services, and to collect rates and charges for electric service sufficient to enable it to pay to TMPA all amounts due under the

**CITY OF DENTON, TEXAS**  
**NOTES TO BASIC FINANCIAL STATEMENTS (continued)**  
**SEPTEMBER 30, 2025**

JOA for these services. The City's payment obligations under the JOA are payable exclusively from such electric utility revenues and constitute an operating expense of the electric system.

Unless terminated earlier through the mutual consent of all parties, the JOA remains in effect until the dissolution of TMPA and the winding up of its affairs.

Effective September 1, 2016, the JOA was amended (Amendment No. 1). The primary purposes of the amendment were to authorize the sale of Gibbons Creek and the sale of the Southern 345 kV Transmission System and to authorize the issuance of refunding bonds in connection with such sales. As the sale contemplated by Amendment No. 1 did not occur, by its own terms, Amendment No. 1 ceased to have any force or effect. Effective September 22, 2017, the JOA was amended a second time (Amendment No. 2). The purposes of this amendment are to: continue TMPA's authority to issue mine reclamation bonds as had been contemplated in Amendment No. 1; revise the dates on which the separate budgets of the JOA become effective; authorize TMPA to sell certain mining and transmission assets, provided the sales do not exceed in value certain financial thresholds, and provided the sales comply with bond covenants; and allow for an extension to the term of the PSC, applicable only to the cities notifying TMPA of the extension, in order to complete a period of seasonal operation in 2018, or such other period of time as desired by the notifying cities. Pursuant to this provision, the City extended the PSC from September 1, 2018, to September 30, 2018, in order to complete the period of 2018 seasonal operation. As of September 30, 2018, the PSC had expired for all member cities.

On September 17, 2019, the JOA was amended (Amendment No. 3). The amendment defined portions specific to the generation business that had been tied to the expired PSC and clarified all board members may vote on matters involving decommissioning and the sale of the plant. It exempted financial commitments related to bonding from the requirement to obtain approval of all Member Cities relating to certain budget increases. This is to address concerns by the Attorney General of Texas that a potential situation could arise where a Member City could interfere with TMPA's existing bond deposit requirement obligations ("bond reserve equivalent") should that obligation require a 20% increase over the previous year's budget. The amendment also allows for the sale of mine tracts only after the completion of mine reclamation. This would permit the sale of a mine tract subject to bonding provided that the conveyance reserves easements, leases, or other property rights are reserved to enable TMPA to complete reclamation.

On June 28, 2021, the JOA was amended (Amendment No. 4). This amendment modified the agreement to make it unambiguous that in the event that all mining assets are sold, all Member Cities shall remain responsible for the costs of closing the mining operation according to each's percentage share and that these are included: "all obligations are discharged with respect to mine reclamation bonds, surety bonds, banking agreements, letters of credit, and other financial commitments related to providing financial security or assurance for TMPA's mine reclamation responsibilities." Additionally, it modified the agreement by removing the cap on sales of the mining assets and allowed for the sale of the mine as a whole.

Effective September 26, 2017, Gibbons Creek transitioned into a seasonal operations mode, operating during the summer months only (May-September). Due to the significant decline in service utility of the generation assets, such assets were deemed largely impaired as of September 30, 2017. On June 1, 2019, the TMPA Board of Directors voted to permanently retire the generation facility. The City also wholly impaired its TMPA prepaid purchase power due to the retirement which was fully amortized as of March 31, 2025. See note IV.F. for more information.

In 2019, TMPA issued a request for proposal involving only the sale of generation assets. Proposals were received in August 2019, and TMPA entered negotiations with one of the proposers. On December 10, 2020, the TMPA Board of Directors approved a fully negotiated Asset Purchase Agreement (APA) with Gibbons Creek Environmental Redevelopment Group LLC (GCERG). As required by the TMPA Joint Operating Agreement, each TMPA member city was required to approve the APA. On January 26, 2021, the City Council approved of the APA with GCERG. On February 10, 2021, TMPA and GCERG closed on the sale of the Gibbons Creek Steam Generation Plant and property. Through the sale, GCERG acquired 6,200 acres including the plant, CCR (coal combustion residuals) units, and reservoir. GCERG must decommission the

**CITY OF DENTON, TEXAS**  
**NOTES TO BASIC FINANCIAL STATEMENTS (continued)**  
**SEPTEMBER 30, 2025**

plant and remediate all CCR units to TCEQ/EPA standards. GCERG provides independent financial security to TMPA for remediation/decommissioning and post closure activities and certain land use limits imposed on CCR containing parcels. The City's Electric fund had a liability recorded for TMPA's decommissioning obligation of \$21,167,124 as of September 30, 2020. As part of the sale of Gibbons Creek, the City paid \$6,037,368 of this liability in February 2021. The remaining liability of \$15,129,756 was recognized as a gain in other non-operating revenues. This sale to GCERG only includes the generation assets and TMPA retained the approximate 11,000 acres associated with the mine land and all transmission assets.

On July 15, 2021, the TMPA Board of Directors authorized the Gibbons Creek Lignite Mine with approximately 11,000 acres to be sold. The sale finalized in December 2021. The City received its portion of the sale in the amount of \$15,174,089 which was recorded as revenues in the Electric fund for the fiscal year ending September 30, 2022. Following the closing, TMPA will continue to conduct mine reclamation activities pursuant to a reclamation easement that will remain in effect until all bonded areas are released from bond.

Selected financial statement information of TMPA is as follows:

	September 30	
	(Unaudited)	
	2025	2024
	(000s)	(000s)
Operating revenues	\$ 36,392	\$ 36,891
Operating expenses	13,821	15,728
Operating income	22,571	21,163
Other non-operating sources (uses)	1,437	6,664
Current unrestricted assets	22,509	22,509
Total assets and deferred outflows	244,355	225,091
Long-term debt – Noncurrent	218,584	199,737
Total liabilities and deferred inflows	259,124	238,243
Total net position	(14,769)	(13,152)

Financial statements for TMPA are available from the TMPA website [www.texasmpa.org](http://www.texasmpa.org).

### **Power Purchase Agreements**

Following is a list of power purchase agreements in effect as of the publication date of these financial statements. The information provided is all that is allowed under the confidentiality provision(s) of the agreements.

**Santa Rita Wind** - In 2016, the city entered into a 20-year power purchase agreement with Santa Rita Wind, LLC, a subsidiary of Invenergy, LLC. The agreement has been transferred to BHER Santa Rita Investment, LLC, a subsidiary of Berkshire Hathaway Energy Company. Under the agreement, which is scheduled to end April 2038, the city will purchase 150 MW of wind generation and environmental attributes. Commercial operation date was April 1, 2018.

**Bluebell Solar Energy** - In 2015, the city entered into a 20-year power purchase agreement with Bluebell Solar Energy, LLC, a subsidiary of NextEra Energy, Inc. Under the agreement, which is scheduled to end November 2038, the city will purchase 30 MW of solar energy and environmental attributes. Commercial operation date was November 1, 2018.

**Engie Long Draw Solar** - In 2018, the city entered into a 15-year power purchase agreement with Engie Long Draw Solar, LLC, a subsidiary of Engie, LLC. Under the agreement, which is scheduled to end June 2035, the city will purchase 75 MW of solar generation and environmental attributes. Commercial operation date was December 29, 2020.

**CITY OF DENTON, TEXAS**  
**NOTES TO BASIC FINANCIAL STATEMENTS (continued)**  
**SEPTEMBER 30, 2025**

Bluebell Solar II Energy - In 2018, the city entered into a 15-year power purchase agreement with Bluebell Solar II Energy, LLC, a subsidiary of NextEra Energy, Inc. Under the agreement, which is scheduled to end December 2035, the City will purchase 100 MW of solar generation and environmental attributes. Commercial operation date was December 28, 2020.

Yellow Viking Solar – In 2024, the city entered into a 15-year power purchase agreement with Yellow Viking Development One, LLC, a subsidiary of Osaka Gas USA Corporation. The agreement has been transferred to Lydian Energy. Under the agreement, which is scheduled to end in July 2042, the city will purchase 100 MW of solar generation and environmental attributes. The expected commercial operation date is on or before July 13, 2027.

Blue Summit I Wind - In 2025, the city entered into a 15-year power purchase agreement with Blue Summit I Wind, LLC, a subsidiary of NextEra Energy, Inc. Under the agreement, which is scheduled to end in December 2040, the City will purchase 140 MW of wind generation and environmental attributes. Commercial operation date was November 1, 2025.

Tidwell Prairie IIA - In 2025, the city entered into a 10-year tolling agreement with Tidwell Prairie IIA, LLC, a subsidiary of Jupiter Power, LLC. Under the agreement, which is scheduled to end June 2036, the City will purchase energy storage services from a 100 MW 2-hour battery generator. The expected commercial operation date is on or before June 1, 2026.

### **Encumbrances**

As discussed in note I.D., Budgetary information, encumbrances are utilized to the extent necessary to assure effective budgetary control and accountability and to facilitate effective cash planning and control. At year end the total amount encumbered in governmental funds expected to be honored upon performance by the vendor in the next year were as follows:

General Fund	\$ 8,307,642
Capital Projects Fund	\$ 17,402,788
ARPA Fund	\$ 1,304,486
Nonmajor Governmental Funds	<u>\$ 44,445,040</u>
Total	<u>\$ 71,459,956</u>

### **F. Tax Abatements**

The City enters into economic development incentive agreements with entities to promote development and redevelopment within the City, stimulate commercial activity, generate additional sales tax, and enhance the property tax base and economic vitality of the City. Some agreements provide for an abatement of property taxes, while others provide for a rebate of a portion of sales and use tax or a portion of ad valorem (property) tax, as established per the agreements. The incentives are performance-based, and the City generally expects to receive increased revenue because of the agreements. These incentive agreements require approval by a City Council ordinance and are authorized under Chapter 312 (Property Redevelopment and Tax Abatement Act) of the Texas Tax Code and Chapter 380 of the Texas Local Government Code.

#### **Property Tax Abatements**

Tax abatements under Chapter 312 of the Texas Tax Code allow the City to designate tax reinvestment zones and negotiate tax abatement agreements with applicants. In 1990, the City Council adopted a resolution setting guidelines and criteria for granting abatements in the reinvestment zones which specifically notes incentives are limited to companies which create new wealth and do not adversely affect existing businesses operating within the City. The City is required to renew/adopt a Tax Abatement Policy every two years in accordance with Chapter 312 of the Texas Tax Code. The last policy was adopted in May of 2024. The abatement agreements authorize the appraisal districts to reduce the assessed value of the taxpayer's property by a percentage specified in the agreement, and the taxpayer will pay taxes on the lower assessed value during the

**CITY OF DENTON, TEXAS**  
**NOTES TO BASIC FINANCIAL STATEMENTS (continued)**  
**SEPTEMBER 30, 2025**

term of the agreement. For the fiscal year ending September 30, 2025, the City abated property taxes totaling \$204,605 under this program, as detailed in the following agreements:

- Peterbilt – In 2016, a 70% tax abatement agreement for a term of eight years was granted to Peterbilt Motors on new capital investments, including the construction of a new stand-alone 102,000 square foot building. In the event of a failure to meet the conditions of the agreement, an increased assessed value of real property of at least \$18.5 million, the agreement provides for a full refund of all abatements previously granted plus interest. Peterbilt met the \$18,500,000 required threshold for tax year 2024. The abatement amounted to \$153,747. This is the final year of the abatement.
- West Gate Business Park (WGBP) – In 2016, a 60% tax abatement agreement for a term of ten years was granted to WGBP on new capital investments only to include Buildings 2 and 3 in the business park. WGBP could receive an additional 10% abatement for the location of a supplier to an existing primary industry and/or an additional 5% for the location of a national headquarters for a total abatement of up to 75%. In the event of a failure to meet the conditions of the agreement, an increased assessed value of real property of at least \$3 million, the agreement provides for a full refund of all abatements previously granted plus interest. The abatement amount for the current fiscal year was \$50,858.

The City has an additional abatement agreement not listed above for Tyson Sales and Distribution. The grantee has contracted their expansions in the current economic climate and did not meet the timely completion requirements in the Agreement for the construction of the facility. The Agreement was terminated.

#### **Chapter 380 Agreements**

The City Council has the authority under Chapter 380 of the Texas Local Government Code to grant or loan City funds to accomplish specific economic development goals. These incentives are considered on a case-by-case basis. The City has Strategic Growth Areas organized by the North American Industry Classification System (NAICS) codes and internal target industry sectors for recruitment that will be given priority consideration. Consideration may also be given for projects causing infill redevelopment or other desirable development objectives and/or any other activity which the City Council determines meets a specific public purpose for economic development.

Thirteen agreements are based on the contribution in sales, property (including TIRZ), and/or hotel tax. For the fiscal year ending September 30, 2025, the City rebated sales taxes totaling \$4,023,146, property taxes totaling \$772,271 (\$219,614 of which was paid out of the Westpark TIRZ No. Two), and hotel occupancy taxes totaling \$773,921.

Two active agreements are based on Job-based and Expansion/Relocation/Headquarter grants. For the fiscal year that ended September 30, 2025, the City provided cash grant reimbursements for Job-based grants for Expansion/relocation Grants in the amount of \$54,711 this fiscal year as detailed in the following agreements:

- Unicorn Lake – In 2004, an agreement was approved for Unicorn Lake, an urban-style mixed-use development. The grantee receives one-third of the City sales tax, or 0.5%, generated by the project for a maximum of fifteen years as reimbursement for public improvement costs related to the project not to exceed \$6,664,901 plus accrued interest. The tax rebates initiated in 2010 and terminated in 2025. The tax rebate amount for the current fiscal year was \$12,638. This is the final payment under the agreement.
- Rayzor Ranch – In 2007, an agreement was approved for the Rayzor Ranch mixed-use development. The 410-acre project will have over one million square feet of retail and will be built in two phases. The agreement provides a sales tax reimbursement of one half of the City sales tax, or 0.75%, generated by the project for public improvement costs, which includes the widening of a state highway bisecting the project. The grantee will receive a maximum of \$20 million over a 15-year term for phase

**CITY OF DENTON, TEXAS**  
**NOTES TO BASIC FINANCIAL STATEMENTS (continued)**  
**SEPTEMBER 30, 2025**

one and a maximum of \$48 million over a term of 20 years for phase two. An additional 15% of the City sales tax, or 0.225%, was added to both phases to offset the hotel and convention center costs until \$5 million is reached. In the current fiscal year, the tax rebate amount for phase one was \$1,989,950, and the tax rebate amount for phase two was \$1,553,616.

- Golden Triangle Mall – In 2011, an agreement was approved for a major renovation of the Golden Triangle Mall. A threshold of a minimum \$45 to \$65 million was required as an investment into the property to receive a one-half share of the sales tax resulting from the renovations, less a monthly mall baseline amount established at \$95,898. The total grant payments may not exceed 15.83% of the required investment. GTM Development has invested \$49.5 million in the development. Tenant investments in the property amounted to \$8.8 million, for a total investment of \$58.3 million. Based on this total investment the total grant payment should not exceed \$9.2 million. The tax rebates initiated in 2016 and will terminate in 2035. The tax rebate amount for the current fiscal year was \$19,648.
- West Gate Business Park (WGBP) – In 2015, an agreement was approved for West Gate Business Park (WGBP) for industrial development and provided for a 70% rebate of increased City property tax revenue generated for a period of ten years. WGBP includes three multi-tenant buildings totaling 413,000 square feet of new industrial/manufacturing space in the City. In 2016 the agreement was amended to include a 70% rebate on Building 1 improvements and to add a one-time grant payment in the amount of \$50,000. The tax rebate amount for the current fiscal year was \$58,354.
- WinCo Foods – In 2015, an agreement was approved for WinCo Foods for a \$135 million, 800,000 square foot distribution facility expected to create 165 jobs with an annual payroll of around \$7.2 million. In the event of a failure to meet the conditions of the agreement, the agreement provides for a 20-50% refund of all rebates previously granted, depending on the timing of a failure. WinCo received reimbursement for infrastructure financing from Water and Wastewater funds and a local sale and use tax grant for the construction and equipping of the facility in prior fiscal years, completing those portions of the agreement. The active portion of the agreement provides for the following:
  - A grant equal to 100% of the incremental property tax generated by the property and paid into the Tax Increment Fund by both the City and the County, paid annually until the full reimbursement of the project costs for public improvements is reached. The tax rebate amount out of the Westpark TIRZ No. Two for the current fiscal year was \$219,614 with \$166,259 being the City portion of the tax rebate and \$53,355 being the County portion of the tax rebate.
  - A grant equal to 60% of City property taxes attributable to improvements resulting in an increase of assessed value of real property improvements and tangible personal property, paid annually until full reimbursement of the project costs for public improvements is reached. Once this full reimbursement is reached, the 60% property tax rebate will continue for a period of four years as long as the increase in investment in improvements is \$50 million excluding purchase price of the property. The tax rebate amount for the current fiscal year was \$245,982.
- O'Reilly Hotel Partners Denton – In 2015, an agreement was approved for O'Reilly Hotel Partners Denton for a convention center with a hotel and restaurant located in the Rayzor Ranch Town Center. The agreement includes a 100% rebate of the property tax (excluding land, inventory, vehicles, and supplies), hotel occupancy tax, and sales tax generated by the project. The term is for a maximum of 25 years or a combined principal (\$28 million) and interest (\$26 million) amount of \$54 million is reached, whichever comes first. The agreement also includes 100% rebate of the construction sales

**CITY OF DENTON, TEXAS**  
**NOTES TO BASIC FINANCIAL STATEMENTS (continued)**  
**SEPTEMBER 30, 2025**

tax up to \$850,000, then 50% thereafter. The construction sales tax rebate portion of the agreement was completed in fiscal year 2017-2018. In the event of a failure to meet the conditions of the agreement, the agreement provides for a 100% refund of all rebates granted in the previous year. The sales tax, property tax, and hotel occupancy tax rebate amounts for the current fiscal year were \$59,208, \$248,321, and \$773,921, respectively.

- Buc-ee's Travel Center – In 2015, an agreement was approved for Buc-ee's Travel Center. The agreement provides for a sales tax reimbursement of one half of the City sales tax, or 0.75%, generated from businesses located within the property boundaries for a five-year period. At the conclusion of the sales tax reimbursement term, the City has agreed to a one-time cash grant payment of \$2 million minus the total sales tax previously reimbursed, only if the grantee has not received a full \$2 million in sales tax reimbursements. In addition, at the conclusion of the sales tax reimbursement term, the agreement provides a sales tax reimbursement infrastructure grant of one half of the City sales tax, or 0.75%, generated by the Buc-ee's Travel Center and developed outparcels that contain sit-down restaurants or retail establishments for a period of twenty years. The City has also agreed to pay the grantee one quarter of the City sales tax, or 0.375%, generated by outparcels not included in the previously mentioned infrastructure grant, including fast food restaurants and drive-through uses. The tax rebate amount for the current fiscal year was \$378,072.
- TeamOfDefenders– In 2020 an agreement was approved for TeamOfDefenders. The agreement consists of a performance-based five-year expansion grant up to \$50,000 to be provided as a reimbursement of actual costs. In addition, the company was awarded a stratified Job-based grant based on annual wages of new employees, not to exceed \$29,500. They were awarded an additional \$500 residency bonus for new employees, not to exceed \$27,000. The total incentive package is not to exceed \$106,500. The Job-based grant initiated in 2020. Two jobs were added but will not be reimbursed until the following fiscal year. The final Expansion Grant payment in the amount of \$4,711 was paid in the current fiscal year.
- Safran– In 2021 an agreement was approved for Safran. The agreement consists of a performance-based five-year expansion grant up to \$50,000 to be provided as a reimbursement of actual costs. In addition, the company was awarded a stratified Job-based grant based on annual wages of new employees, not to exceed \$101,500. They were awarded an additional \$300 residency grant for new resident employees and \$700 bonus for new established resident employees, not to exceed \$23,625. The total incentive package is not to exceed \$175,125. No payments were made this fiscal year.
- Southwire Company, LLC-In 2024 an agreement was approved for Southwire. The company is North America's leading manufacturer of wire and cable used in the distribution and transmission of electricity. Southwire was awarded a 10-year performance-based Chapter 380 agreement for a 50% incremental rebate incentive, total not to exceed \$1,955,100, for a 100,000 square foot expansion of their current facility. The company is leveraging \$85.4 million dollars over the next three years and anticipates an increase in valuation of over \$69 million in expansion and modernization efforts. A total of 95-net new jobs will be added at the campus in Denton.
- Fine Arts Theater of Denton, LLC- In 2024 an agreement was approved for Fine Arts Theater of Denton for the rehabilitation and renovation of the 1934 historic Fine Arts Theater that is located on the Denton Downtown Square. The theater's functionality extends beyond film screenings and is envisioned as a multi-use venue, capable of hosting film festivals, concerts, live performances, and private event rentals. The theatre renovation represents a capital investment of \$9.1 million. Two Downtown Tax Increment Reinvestment Zone (TIRZ) No. One grants were approved for a total of \$1.6 million. TIRZ Grant 1 includes a total of \$1,076,366 to pay down the construction loan principal to the required amount for the bank loan. TIRZ Grant 2 is an annual operation grant of \$544,503 for

**CITY OF DENTON, TEXAS**  
**NOTES TO BASIC FINANCIAL STATEMENTS (continued)**  
**SEPTEMBER 30, 2025**

shortfall between net profit and debt service. Fifteen jobs will be created by the project. The theater is expected to open in April 2026.

- Enginotech- In 2024, a global plastic injection manufacturer based in India, selected Denton for their North America Headquarters. Since identifying their new headquarters' location, they have doubled their footprint by developing three new products and obtaining multiple contracts. The Denton location will provide parts to PACCAR (Peterbilt and Kenworth) in Canada, Denton, and Mexico. The company was awarded a five-year 50% rebate of business personal property estimated at \$79,545 and a one-time Headquarters Grant in the amount of \$50,000. In addition, the company was awarded a stratified job-based grant not to exceed \$194,000 and a Residency Grant, not to exceed \$16,000. An Expansion Grant payment in the amount of \$50,000 was paid in the current fiscal year, which completes the Expansion Grant.
- Bloomfield Homes, LP- In 2024, An agreement was awarded to Bloomfield homes for a a ten-year 33% sales and use tax rebate for construction of homes at the Glenwood Meadows and Country Lakes additions. The sales tax rebate amounted to \$10,014 this fiscal year.
- United States Cold Storage (USCS)- In 2025, an agreement was approved for a performance-based ad valorem tax rebate at 60% for 8 years and a sales tax rebate at 75% for the construction and equipping of the facility. USCS currently maintains a cold storage facility in Denton. The company plans on adding on a second phase to its existing refrigerated warehouse facility and estimate that their investment in new building, machinery, and equipment will create approximately \$35 million in new ad-valorem value in Denton. The project involves plans to create 172 jobs with a weighted average salary of \$57,164.
- Mayday Manufacturing Company- In 2025, an agreement was awarded for a performance-based incremental ad-valorem tax rebate at 60% for 10 years for business expansion and an Expansion Grant in the amount of \$25,000. The company currently maintains a manufacturing facility in Denton and employs approximately 400. Mayday plans to expand its existing facility and estimates that its investment in the building, machinery, and equipment will generate \$14.5 million in new capital investment. The project involves plans to create 50 new jobs with an average salary of \$54,020.
- Panel Rey/PR Gypsum- In 2025, an agreement was approved for a five-year performance-based ad valorem tax rebate at 60% estimated at \$170,357 and a one-time Relocation Grant in the amount of \$50,000. In addition, the company was awarded a stratified job-based grant not to exceed \$16,500. This is the first manufacturing expansion into the United States for a company that produces joint compound used in the construction of residential and commercial projects. Panel Rey is seeking to purchase an existing 60,000 square foot building as Phase I of their U.S. expansion. The company's planned investment in the building, machinery, and equipment will be approximately \$15 million. The project involves plans to create 20 jobs with a weighted salary of \$72,733.

The City approved one Chapter 380 sales tax rebate, a Remediation Grant and a job-based grant, as well as one tax abatement agreement that will come online in future fiscal years. Novartis Gene Therapies was awarded both a Chapter 380 and a tax abatement agreement. From the Future did not expand and has not come online. Currently, the City is in the process of terminating the Agreement with DynaGrid, as the company did not locate their principal place of business within the corporate limits of the City of Denton, as required per the Agreement.

### **G. Litigation**

Various claims and lawsuits are pending against the City. In accordance with GAAP, those judgments considered "probable" are accrued, while those claims and judgments considered "reasonably possible" are disclosed but not accrued. In the opinion of City management and legal counsel, the maximum amount of all significant claims considered reasonably possible, excluding condemnation proceedings is approximately \$500,000 as of September 30, 2025. Potential losses after insurance coverage on all probable claims and lawsuits will not have a material effect on the City's financial position as of September 30, 2025.

**CITY OF DENTON, TEXAS**  
**NOTES TO BASIC FINANCIAL STATEMENTS (continued)**  
**SEPTEMBER 30, 2025**

**H. Subsequent Events**

The City has evaluated all events or transactions that occurred after September 30, 2025, up through the date the financial statements were issued.

The Water Utilities Department applied for and received approval for \$195,845,000 in funding from the Texas Water Development Board (TWDB) State Water Implementation Fund for Texas (SWIFT) program. In December 2025, the City received \$11,235,000 which relates to the latest issuance out of the 5-year financing plan.

**I. New Accounting Pronouncements**

The Governmental Accounting Standards Board (GASB) issued the following statement which became effective for the fiscal year ending September 30, 2025.

Statement No. 101 “*Compensated Absences*” - The City of Denton implemented GASB Statement No. 101, *Compensated Absences*, in fiscal year 2025. The Statement provides updated recognition and measurement guidance for unused leave and for leave that has been used but not yet paid. Under the standard, a liability is recognized when leave is attributable to past service, accumulates, and is more likely than not to be used or paid. The adoption of GASB 101 represents a change in accounting principle; however, its implementation did not result in a material impact on the City's financial statements. As of fiscal year-end, the City's compensated absences liability totaled \$29,820,736, of which \$17,939,440 is current (due within one year) and \$11,881,296 is noncurrent.

Statement No. 102 “*Certain Risk Disclosures*” - The City implemented Governmental Accounting Standards Board (GASB) Statement No. 102, *Certain Risk Disclosures*, for the fiscal year ended September 30, 2025. This Statement requires governments to evaluate whether certain concentrations or constraints exist that make the government vulnerable to the risk of a substantial impact and to disclose information about those risks if certain criteria are met. Concentration is defined as a lack of diversity related to a significant inflow or outflow of resources, while a constraint is a limitation imposed by external parties or by formal action of the City's highest level of decision-making authority. The Statement further requires an evaluation of whether events associated with such concentrations or constraints have occurred, have begun to occur, or are more likely than not to occur within 12 months of the issuance of the financial statements. After implementing GASB Statement No. 102, the City determined that no concentrations or constraints met the criteria for disclosure as of the issuance date of these financial statements. The implementation of this Statement did not have a material impact on the City's financial position or results of operations.

The following statements for the GASB are effective for future fiscal years ending as listed below. The City is in the process of reviewing and evaluating these statements and their potential impact on the City's financial statements.

Statement No. 103 “*Financial Reporting Model Improvements*” - will improve key components of the financial reporting model to enhance its effectiveness in providing information that is essential for decision making and assessing a government's accountability. The Statement also addresses certain application issues. The requirements of this Statement are effective for fiscal years beginning after June 15, 2025.


Statement No. 104 “*Disclosure of Certain Capital Assets*” - will provide users of government financial statements with essential information about certain types of capital assets to be disclosed separately in the capital assets note disclosures, such as lease and subscription assets. The Statement also requires additional disclosures for capital assets held for sale. The requirements of this Statement are effective for fiscal years beginning after June 15, 2025.

**CITY OF DENTON, TEXAS**  
**NOTES TO BASIC FINANCIAL STATEMENTS (continued)**  
**SEPTEMBER 30, 2025**

Statement No. 105 “*Subsequent Events*” - will improve financial reporting practices related to subsequent events by promoting consistency in their application and better meeting the information needs of financial statement users. It defines subsequent events as transactions or occurrences that happen after the financial statement date but before the statements are available for issuance, which is when they are complete under GAAP and all necessary approvals have been obtained. The requirements of this Statement are effective for fiscal years beginning after June 15, 2026.

\*\*\*\*\*

DRAFT



CITY OF DENTON, TEXAS  
REQUIRED SUPPLEMENTARY INFORMATION  
TEXAS MUNICIPAL RETIREMENT SYSTEM  
SCHEDULE OF CHANGES IN NET PENSION LIABILITY AND RELATED RATIOS  
LAST TEN FISCAL YEARS

Exhibit XIII


	Measurement Year 2015	Measurement Year 2016	Measurement Year 2017	Measurement Year 2018	Measurement Year 2019
<b>Total pension liability:</b>					
Service Cost	\$ 12,615,957	\$ 13,925,238	\$ 14,514,171	\$ 14,990,529	\$ 16,283,811
Interest (on the total pension liability)	26,905,700	27,656,654	29,543,513	31,468,411	33,434,342
Difference between expected and actual experience	(1,525,911)	763,589	1,514,980	1,255,443	2,005,979
Change of assumptions	(428,789)	-	-	-	1,438,798
Benefit payments, including refunds of employee contributions	(12,697,735)	(13,023,330)	(16,349,644)	(18,238,039)	(20,234,184)
<b>Net change in total pension liability</b>	<b>24,869,222</b>	<b>29,322,151</b>	<b>29,223,020</b>	<b>29,476,344</b>	<b>32,928,746</b>
Total pension liability - beginning	384,408,038	409,277,260	438,599,411	467,822,431	497,298,775
<b>Total pension liability - ending (a)</b>	<b>\$ 409,277,260</b>	<b>\$ 438,599,411</b>	<b>\$ 467,822,431</b>	<b>\$ 497,298,775</b>	<b>\$ 530,227,521</b>
<b>Plan fiduciary net position:</b>					
Contributions - employer	\$ 13,615,410	\$ 14,046,860	\$ 14,821,752	\$ 15,107,443	\$ 16,255,126
Contributions - employee	5,365,231	5,712,464	6,014,227	6,175,407	6,693,287
Net investment income (loss)	469,530	21,947,635	48,954,660	(12,175,765)	61,399,432
Benefit payments, including refunds of employee contributions	(12,697,735)	(13,023,330)	(16,349,644)	(18,238,039)	(20,234,184)
Administrative expense	(285,957)	(247,766)	(253,578)	(235,169)	(346,657)
Other	(14,123)	(13,349)	(12,851)	(12,287)	(10,413)
<b>Net change in plan fiduciary net position</b>	<b>6,452,356</b>	<b>28,422,514</b>	<b>53,174,566</b>	<b>(9,378,410)</b>	<b>63,756,591</b>
Plan fiduciary net position - beginning	318,166,193	324,618,549	353,041,063	406,215,629	396,837,219
<b>Plan fiduciary net position - ending (b)</b>	<b>\$ 324,618,549</b>	<b>\$ 353,041,063</b>	<b>\$ 406,215,629</b>	<b>\$ 396,837,219</b>	<b>\$ 460,593,810</b>
<b>Net pension liability - ending (a) - (b)</b>	<b>\$ 84,658,711</b>	<b>\$ 85,558,348</b>	<b>\$ 61,606,802</b>	<b>\$ 100,461,556</b>	<b>\$ 69,633,711</b>
<b>Plan fiduciary net position as a percentage of total pension liability</b>	<b>79.32%</b>	<b>80.49%</b>	<b>86.83%</b>	<b>79.80%</b>	<b>86.87%</b>
<b>Covered payroll</b>	<b>\$ 76,646,157</b>	<b>\$ 81,481,789</b>	<b>\$ 85,227,078</b>	<b>\$ 88,179,581</b>	<b>\$ 95,618,386</b>
<b>Net pension liability as a percentage of covered payroll</b>	<b>110.45%</b>	<b>105.00%</b>	<b>72.29%</b>	<b>113.93%</b>	<b>72.82%</b>

(continued on the following page)

CITY OF DENTON, TEXAS  
 REQUIRED SUPPLEMENTARY INFORMATION  
 TEXAS MUNICIPAL RETIREMENT SYSTEM  
 SCHEDULE OF CHANGES IN NET PENSION LIABILITY AND RELATED RATIOS  
 LAST TEN FISCAL YEARS

Exhibit XIII

	Measurement Year 2020	Measurement Year 2021	Measurement Year 2022	Measurement Year 2023	Measurement Year 2024
<b>Total pension liability:</b>					
Service Cost	\$ 18,685,981	\$ 17,667,234	\$ 19,111,021	\$ 21,408,496	\$ 25,133,454
Interest (on the total pension liability)	35,523,156	37,617,145	40,284,903	43,175,635	45,632,055
Difference between expected and actual experience	2,636,510	8,560,080	8,678,564	3,120,640	7,317,890
Change of assumptions	-	-	-	(4,298,128)	
Benefit payments, including refunds of employee contributions	(26,603,058)	(24,025,384)	(26,062,628)	(26,732,504)	(31,022,941)
<b>Net change in total pension liability</b>	<b>30,242,589</b>	<b>39,819,075</b>	<b>42,011,860</b>	<b>36,674,139</b>	<b>47,060,458</b>
Total pension liability - beginning	530,227,521	560,470,110	600,289,185	642,301,045	678,975,184
<b>Total pension liability - ending (a)</b>	<b>\$ 560,470,110</b>	<b>\$ 600,289,185</b>	<b>\$ 642,301,045</b>	<b>\$ 678,975,184</b>	<b>\$ 726,035,642</b>
<b>Plan fiduciary net position:</b>					
Contributions - employer	\$ 18,613,464	\$ 17,849,684	\$ 19,140,875	\$ 21,790,165	\$ 25,761,959
Contributions - employee	7,536,737	7,095,275	7,670,708	8,535,599	9,666,319
Net investment income (loss)	34,987,709	64,564,009	(40,913,118)	60,236,192	60,664,328
Benefit payments, including refunds of employee contributions	(26,603,058)	(24,025,384)	(26,062,628)	(26,732,504)	(31,022,941)
Administrative expense	(226,230)	(298,515)	(353,785)	(382,866)	(388,785)
Other	(8,826)	2,046	422,171	(2,675)	(9,093)
<b>Net change in plan fiduciary net position</b>	<b>34,299,796</b>	<b>65,187,115</b>	<b>(40,095,777)</b>	<b>63,443,911</b>	<b>64,671,787</b>
Plan fiduciary net position - beginning	460,593,810	494,893,606	560,080,721	519,984,941	583,428,852
<b>Plan fiduciary net position - ending (b)</b>	<b>\$ 494,893,606</b>	<b>\$ 560,080,721</b>	<b>\$ 519,984,944</b>	<b>583,428,852</b>	<b>\$ 648,100,639</b>
<b>Net pension liability - ending (a) - (b)</b>	<b>\$ 65,576,504</b>	<b>\$ 40,208,464</b>	<b>\$ 122,316,104</b>	<b>95,546,332</b>	<b>\$ 77,935,003</b>
<b>Plan fiduciary net position as a percentage of total pension liability</b>	<b>88.30%</b>	<b>93.30%</b>	<b>80.96%</b>	<b>85.93%</b>	<b>89.27%</b>
<b>Covered payroll</b>	<b>\$ 107,576,172</b>	<b>\$ 101,361,066</b>	<b>\$ 109,581,543</b>	<b>\$ 121,846,875</b>	<b>\$ 138,020,067</b>
<b>Net pension liability as a percentage of covered payroll</b>	<b>60.96%</b>	<b>39.67%</b>	<b>111.62%</b>	<b>78.42%</b>	<b>56.47% (concluded)</b>



**CITY OF DENTON, TEXAS  
REQUIRED SUPPLEMENTARY INFORMATION  
TEXAS MUNICIPAL RETIREMENT SYSTEM  
SCHEDULE OF CONTRIBUTIONS  
LAST TEN FISCAL YEARS (Unaudited)**

<b>Fiscal Year</b>	<b>(a) Actuarially Determined Contributions</b>	<b>(b) Contributions in Relation to the Actuarially Determined Contributions</b>	<b>(c) Contribution Excess (Deficiency) (b) - (a)</b>	<b>(d) Covered Payroll</b>	<b>Contributions as a Percentage of Covered Payroll (b)/(d)</b>
2016	14,435,638	14,435,638	-	83,127,601	17.37%
2017	14,648,606	14,648,606	-	84,753,377	17.28%
2018	14,931,800	14,931,800	-	86,832,074	17.20%
2019	16,035,042	16,035,042	-	94,158,313	17.03%
2020	17,562,597	17,562,597	-	101,964,029	17.22%
2021	17,794,920	17,794,920	-	101,641,023	17.51%
2022	18,471,103	18,471,103	-	105,519,237	17.50%
2023	19,140,875	19,140,875	-	109,581,543	17.47%
2024	21,790,165	21,790,165	-	121,846,875	17.88%
2025	26,591,225	26,591,225	-	142,559,469	18.65%

**Notes to Schedule:**

Actuarial determined contribution rates are calculated as of December 31st and become effective in January, 13 months later. Contributions above do not include contributions into the supplemental death benefit fund.

**Methods and assumptions used to determine contribution rate for 2025:**

Actuarial Cost Method	Entry Age Normal
Amortization Method	Level Percentage of Payroll, Closed
Remaining Amortization Period	21 Years (longest amortization ladder)
Asset Valuation Method	10 Year Smoothed Market; 12% Soft Corridor
Inflation	2.50%
Salary Increases	3.60% to 11.85% including inflation
Investment Rate of Return	6.75%
Retirement Age	Experience-based table of rates vary by age. Last updated for the 2023 valuation pursuant to and experience study of the period ending 2022.

Mortality	<p>Post-retirement: 2019 Municipal Retirees of Texas Mortality Tables. Male rates are multiplied by 103% and female rates are multiplied by 105%. The rates are projected on a fully generational basis by the most recent Scale MP-2021 (with immediate convergence).</p> <p>Pre-retirement: PUB(10) mortality tables, with the 110% Public Safety table used for males and the 100% General Employees table used for females. The rates are projected on a fully generational basis by the most recent Scale MP-2021 (with immediate convergence).</p>
-----------	--

Other	There were no benefit changes during the year
-------	---

CITY OF DENTON, TEXAS  
 REQUIRED SUPPLEMENTARY INFORMATION  
 DENTON FIREMEN'S RELIEF AND RETIREMENT FUND  
 SCHEDULE OF CHANGES IN NET PENSION LIABILITY AND RELATED RATIOS  
 LAST TEN FISCAL YEARS

Exhibit XV

	Measurement Year 2015	Measurement Year 2016	Measurement Year 2017	Measurement Year 2018	Measurement Year 2019
<b>Total pension liability:</b>					
Service Cost	\$ 2,836,263	\$ 3,089,911	\$ 3,182,608	\$ 3,615,495	\$ 3,723,960
Interest (on the total pension liability)	5,998,959	6,135,588	6,493,255	7,049,261	7,497,583
Changes of benefit terms	-	-	-	-	-
Difference between expected and actual experience	(2,063,421)	-	2,040,716	-	1,526,958
Change of assumptions	2,331,908	-	-	-	3,446,011
Benefit payments, including refunds of employee contributions	(4,048,358)	(4,270,006)	(3,768,829)	(4,055,856)	(4,206,975)
Net change in total pension liability	5,055,351	4,955,493	7,947,750	6,608,900	11,987,537
Total pension liability - beginning	84,887,334	89,942,685	94,898,178	102,845,928	109,454,828
Total pension liability - ending (a)	<u>\$ 89,942,685</u>	<u>\$ 94,898,178</u>	<u>\$ 102,845,928</u>	<u>\$ 109,454,828</u>	<u>\$ 121,442,365</u>
<b>Plan fiduciary net position:</b>					
Contributions - employer	\$ 2,567,219	\$ 2,759,844	\$ 2,979,807	\$ 3,434,007	\$ 3,639,740
Contributions - employee	1,803,064	1,997,155	2,142,990	2,338,837	2,478,958
Net investment income (loss)	(3,287,188)	6,935,215	8,793,234	(183,148)	15,141,275
Benefit payments, including refunds of employee contributions	(4,048,358)	(4,270,006)	(3,768,829)	(4,055,856)	(4,206,975)
Administrative expense	(76,538)	(94,175)	(63,669)	(87,899)	(71,427)
Net change in plan fiduciary net position	(3,041,801)	7,328,033	10,083,533	1,445,941	16,981,571
Plan fiduciary net position - beginning	71,018,518	67,976,717	75,304,750	85,388,283	86,834,224
Plan fiduciary net position - ending (b)	<u>\$ 67,976,717</u>	<u>\$ 75,304,750</u>	<u>\$ 85,388,283</u>	<u>\$ 86,834,224</u>	<u>\$ 103,815,795</u>
OPEB liability - ending (a) - (b)	<u>\$ 21,965,968</u>	<u>\$ 19,593,428</u>	<u>\$ 17,457,645</u>	<u>\$ 22,620,604</u>	<u>\$ 17,626,570</u>
Plan fiduciary net position as a percentage of total pension liability	75.58%	79.35%	83.03%	79.33%	85.49%
Covered payroll	\$ 14,310,032	\$ 15,850,437	\$ 17,007,857	\$ 18,562,198	\$ 19,674,270
OPEB liability as a percentage of covered payroll	153.50%	123.61%	102.64%	121.86%	89.59%

(continued on the following page)

CITY OF DENTON, TEXAS  
 REQUIRED SUPPLEMENTARY INFORMATION  
 DENTON FIREMEN'S RELIEF AND RETIREMENT FUND  
 SCHEDULE OF CHANGES IN NET PENSION LIABILITY AND RELATED RATIOS  
 LAST TEN FISCAL YEARS

Exhibit XV

	Measurement Year 2020	Measurement Year 2021	Measurement Year 2022	Measurement Year 2023	Measurement Year 2024
<b>Total pension liability:</b>					
Service Cost	\$ 4,252,475	\$ 4,380,049	\$ 4,965,768	\$ 5,114,741	\$ 6,063,143
Interest (on the total pension liability)	8,293,527	8,791,959	9,787,310	10,437,944	11,469,317
Changes of benefit terms	-	1,074,140	-	-	-
Difference between expected and actual experience	-	4,783,943	-	5,114,242	-
Change of assumptions	-	-	-	-	-
Benefit payments, including refunds of employee contributions	(5,655,539)	(4,923,273)	(4,816,472)	(5,709,565)	(6,961,903)
Net change in total pension liability	6,890,463	14,106,818	9,936,606	14,957,362	10,570,557
Total pension liability - beginning	121,442,365	128,332,828	142,439,646	152,376,252	167,333,614
Total pension liability - ending (a)	<u>\$ 128,332,828</u>	<u>\$ 142,439,646</u>	<u>\$ 152,376,252</u>	<u>\$ 167,333,614</u>	<u>\$ 177,904,171</u>
<b>Plan fiduciary net position:</b>					
Contributions - employer	\$ 4,069,311	\$ 4,249,769	\$ 4,545,905	\$ 4,888,426	\$ 5,846,904
Contributions - employee	2,771,532	2,894,437	3,096,130	3,329,414	3,889,705
Net investment income (loss)	12,313,949	21,206,371	(6,446,061)	12,849,568	13,206,709
Benefit payments, including refunds of employee contributions	(5,655,539)	(4,923,273)	(4,816,472)	(5,709,565)	(6,961,903)
Administrative expense	(116,909)	(87,866)	(114,279)	(87,648)	(109,901)
Net change in plan fiduciary net position	13,382,344	23,339,438	(3,734,777)	15,270,195	15,871,514
Plan fiduciary net position - beginning	103,815,795	117,198,139	140,537,577	136,802,800	152,072,995
Plan fiduciary net position - ending (b)	<u>\$ 117,198,139</u>	<u>\$ 140,537,577</u>	<u>\$ 136,802,800</u>	<u>\$ 152,072,995</u>	<u>\$ 167,944,509</u>
OPEB liability - ending (a) - (b)	<u>\$ 11,134,689</u>	<u>\$ 1,902,069</u>	<u>\$ 15,573,452</u>	<u>\$ 15,260,619</u>	<u>\$ 9,959,662</u>
Plan fiduciary net position as a percentage of total pension liability	91.32%	98.66%	89.78%	90.88%	94.40%
Covered payroll	\$ 21,996,287	\$ 22,971,722	\$ 24,572,460	\$ 26,423,921	\$ 30,870,675
OPEB liability as a percentage of covered payroll	50.62%	8.28%	63.38%	57.75%	32.26% (concluded)

**CITY OF DENTON, TEXAS**  
**REQUIRED SUPPLEMENTARY INFORMATION**  
**FIREMEN'S RELIEF AND RETIREMENT FUND**  
**SCHEDULE OF CONTRIBUTIONS**  
**LAST TEN FISCAL YEARS (Unaudited)**

<b>Fiscal Year</b>	<b>(a) Annual Required Contributions</b>	<b>(b) Contributions in Relation to the Annual Required Contributions</b>	<b>(c) Contribution Excess (Deficiency) (b) - (a)</b>	<b>(d) Covered Payroll</b>	<b>Contributions as a Percentage of Covered Payroll (b)/(d)</b>
2016	2,819,046	2,819,046	-	15,540,826	18.14%
2017	2,924,757	2,924,757	-	16,747,217	17.46%
2018	3,310,248	3,310,248	-	18,080,014	18.31%
2019	3,610,711	3,610,711	-	19,517,358	18.50%
2020	3,838,014	3,838,014	-	20,746,026	18.50%
2021	4,158,368	4,158,368	-	22,477,667	18.50%
2022	4,440,025	4,440,025	-	24,000,134	18.50%
2023	4,804,198	4,804,198	-	25,968,636	18.50%
2024	5,530,963	5,530,963	-	29,897,097	18.50%
2025	6,136,743	6,136,743	-	32,400,966	18.94%

**Notes to Schedule:**

Annual required contributions are not actuarially determined. In accordance with city ordinance since 2017, the City has contributed to the Firemen's Relief and Retirement Fund at the rate of 18.88%, the assumed actuarial valuation rate over the unfunded liability amortization period.

While the contribution requirements are not actuarially determined, state law requires an actuary certify the assumed City contribution rate is adequate. Methods and assumptions used to contribution adequacy in the December 31, 2023 actuarial valuation:

Actuarial Cost Method	Entry Age
Amortization Method	Level Percentage of Payroll, Open
Remaining Amortization Period	6.5 Years
Asset Valuation Method	5-year smoothing
Inflation	2.50%
Salary Increases	3.00% annual general compensation increase plus promotion, step, and longevity increases that varies by service
Investment Rate of Return	6.75%, net of pension plan investment expense, including inflation
Retirement Age	Average expected age at retirement of 57
Mortality	PubS-2010 (public safety) total dataset mortality tables for employees and for retirees (Sex distinct), projected for mortality improvement generationally using the projection scale MP-2019

CITY OF DENTON, TEXAS  
 REQUIRED SUPPLEMENTARY INFORMATION  
 MEDICAL OTHER POST-EMPLOYMENT BENEFITS  
 SCHEDULE OF CHANGES IN TOTAL OPEB LIABILITY AND RELATED RATIOS  
 LAST EIGHT FISCAL YEARS (PREVIOUS YEARS ARE NOT AVAILABLE)<sup>1,2</sup>

	Measurement Year 2017	Measurement Year 2018	Measurement Year 2019	Measurement Year 2020	Measurement Year 2021	Measurement Year 2022	Measurement Year 2023	Measurement Year 2024
<b>Total OPEB liability:</b>								
Service Cost	\$ 1,750,172	\$ 1,995,008	\$ 2,052,606	\$ 2,884,792	\$ 3,554,317	\$ 3,282,530	\$ 2,538,726	\$ 2,882,929
Interest (on the total OPEB liability)	1,360,179	1,329,949	1,507,925	1,186,428	995,640	921,256	1,687,421	1,740,446
Changes of benefit terms	-	-	-	-	-	-	-	-
Difference between expected and actual experience	-	(150,485)	(1,512,289)	329,072	(1,283,436)	(42,650)	(920,557)	(105,456)
Change of assumptions or other inputs	2,067,787	(1,724,923)	1,444,810	3,664,984	(1,091,668)	(10,266,201)	3,039,595	(1,393,130)
Benefit payments	(742,818)	(899,361)	(1,126,992)	(1,695,382)	(1,826,367)	(1,679,015)	(2,174,160)	(1,858,482)
Net change in total OPEB liability	4,435,320	550,188	2,366,060	6,369,894	348,486	(7,784,080)	4,171,025	1,266,307
Total OPEB liability - beginning	35,196,570	39,631,890	40,182,078	42,548,138	48,918,032	49,266,518	41,482,438	45,653,463
Total OPEB liability - ending	\$ 39,631,890	\$ 40,182,078	\$ 42,548,138	\$ 48,918,032	\$ 49,266,518	\$ 41,482,438	\$ 45,653,463	\$ 46,919,770
Covered-employee payroll	104,783,403	\$ 109,480,718	\$ 118,063,295	\$ 130,944,182	\$ 126,595,871	\$ 137,686,788	\$ 152,743,678	\$ 174,682,731
OPEB liability as a percentage of covered-employee payroll	37.82%	36.70%	36.04%	37.36%	38.92%	30.13%	29.89%	26.86%

<sup>1</sup>Schedule is intended to present information for ten years. Additional years of information will be presented as they become available.

<sup>2</sup>There are no assets accumulated in a trust that meets the criteria in Paragraph 4 of GASB Statement No. 75 to pay related benefits.

Methods and assumptions used to determine contribution rate for 2024:

Actuarial cost method	Entry-Age Normal
Discount rate	4.08% as of December 31, 2024 (This was a change of assumption, up from 3.77%, December 31, 2023)
Inflation rate	2.50%
Projected salary increases	3.60% to 11.85% for TMRS and 3.00% to 9.18% for Fire, including inflation
Demographic assumptions	Based on the experience study covering the four-year period ending December 31, 2023 as conducted for the Texas Municipal Retirement System (TMRS) and the assumptions used in the December 31, 2023 actuarial valuation for the Denton Firemen's Relief and Retirement Fund.
Healthcare trend rates	Initial rate of 7.20% declining to an ultimate rate of 4.25% after 15 years.
Mortality	<b>TMRS:</b> For healthy retirees, the gender-distinct 2019 Municipal Retirees of Texas mortality tables are used, with male rates multiplied by 103% and female rates multiplied by 105%. The rates are projected on a fully generational basis by the most recent Scale MP-2021 (with immediate convergence).  <b>Fire:</b> For healthy retirees, the gender-distinct PubS-2010 (safety employees) total data set mortality tables are used. The rates are projected on a fully generational basis using the project scale MP-2019.
Participation rates	65% for employees retiring at age 65 or older; 45% for employees retiring between the ages of 50 and 64; 5% for employees retiring between the ages of 45 and 49; 0% for employees retiring before the ages of 45.

CITY OF DENTON, TEXAS  
 REQUIRED SUPPLEMENTARY INFORMATION  
 TEXAS MUNICIPAL RETIREMENT SYSTEM - SUPPLEMENTAL DEATH BENEFIT FUND  
 SCHEDULE OF CHANGES IN TOTAL OPEB LIABILITY AND RELATED RATIOS  
 LAST EIGHT FISCAL YEARS (PREVIOUS YEARS ARE NOT AVAILABLE)<sup>1,2</sup>

	Measurement Year 2017	Measurement Year 2018	Measurement Year 2019	Measurement Year 2020	Measurement Year 2021	Measurement Year 2022	Measurement Year 2023	Measurement Year 2024
<b>Total OPEB liability:</b>								
Service Cost	\$ 144,886	\$ 176,359	\$ 152,989	\$ 236,668	\$ 233,130	\$ 284,912	\$ 146,216	\$ 179,426
Interest (on the total OPEB liability)	106,885	110,831	130,143	115,434	103,668	100,639	151,640	157,100
Difference between expected and actual experience	-	155,143	(284,991)	(28,782)	(158,830)	46,933	30,281	(3,170)
Change of assumptions or other inputs	270,541	(247,941)	680,198	720,927	172,092	(1,978,189)	208,108	(227,872)
Benefit payments	(17,045)	(17,636)	(28,686)	(32,273)	(81,089)	(98,623)	(121,847)	(138,020)
Net change in total OPEB liability	505,267	176,756	649,653	1,011,974	268,971	(1,644,328)	414,398	(32,536)
Total OPEB liability - beginning	2,763,726	3,268,993	3,445,749	4,095,402	5,107,376	5,376,347	3,732,019	4,146,417
Total OPEB liability - ending	\$ 3,268,993	\$ 3,445,749	\$ 4,095,402	\$ 5,107,376	\$ 5,376,347	\$ 3,732,019	\$ 4,146,417	\$ 4,113,881
Covered-employee payroll	\$ 85,227,078	\$ 88,179,581	\$ 95,618,386	\$ 107,576,172	\$ 101,361,066	\$ 137,686,788	\$ 121,846,875	\$ 138,020,067
OPEB liability as a percentage of covered-employee payroll	3.84%	3.91%	4.28%	4.75%	5.30%	2.71%	3.40%	2.98%

<sup>1</sup>Schedule is intended to present information for ten years. Additional years of information will be presented as they become available.

<sup>2</sup>There are no assets accumulated in a trust that meets the criteria in Paragraph 4 of GASB Statement No. 75 to pay related benefits.

Methods and assumptions used to determine contribution rate for 2024:

Inflation rate	2.50% per annum
Discount rate	4.08% (as of December 31, 2024.) The prior year discount rate was 3.77%.
Actuarial cost method	Entry Age Normal
Projected salary increases	3.60 % to 11.85%, including inflation.
Retirees' share of benefit-related costs	\$0
Administrative expenses	All administrative expenses are paid through the Pension Trust and accounted for under reporting requirements under GASB No. 68.
Mortality rates - service retirees	For healthy retirees, the gender-distinct 2019 Municipal Retirees of Texas mortality tables are used, with male rates multiplied by 103% and female rates multiplied by 105%. The rates are projected on a fully generational basis by the most recent Scale MP-2021 (with immediate convergence).
Mortality rates - disabled retirees	2019 Municipal Retirees of Texas Mortality Tables with a 4 year set-forward for males and a 3 year set-forward for females. In addition, a 3.5% and 3% minimum mortality rate will be applied to reflect the impairment for younger members who become disabled for males and females, respectively. The rates are projected on a fully generational basis using the ultimate mortality improvement rates in the MP-2021 (with immediate convergence) to account for future mortality improvements subject to the floor.

CITY OF DENTON, TEXAS  
SCHEDULE OF REVENUES, EXPENDITURES AND  
CHANGES IN FUND BALANCES - BUDGET TO ACTUAL  
DEBT SERVICE FUND  
FOR THE YEAR ENDED SEPTEMBER 30, 2025

	Budgeted Amounts		Actual Amounts	Adjustments - Budgetary Basis	Actual on a Budgetary Basis	Variance with Final Budget - Positive (Negative)
	Original	Final				
<b>REVENUES:</b>						
Taxes	\$ 50,012,675	\$ 50,040,043	\$ 50,087,820	\$ -	\$ 50,087,820	\$ 47,777
Investment revenue (loss)	27,368	27,368	1,071,608	-	1,071,608	1,044,240
Total revenues	50,040,043	50,067,411	51,159,428	-	51,159,428	1,092,017
<b>EXPENDITURES:</b>						
Debt service:						
Principal, interest and fiscal charges	129,462,195	129,462,195	50,729,801	73,014,927	123,744,728	5,717,467
Bond refunding	-	-	-	-	-	-
Bond issuance costs	-	-	56,915	(56,915)	-	-
Total expenditures	129,462,195	129,462,195	50,786,716	72,958,012	123,744,728	5,717,467
Excess (deficiency) of revenues over (under) expenditures	(79,422,152)	(79,394,784)	372,712	(72,958,012)	(72,585,300)	6,809,484
<b>OTHER FINANCING SOURCES (USES):</b>						
Refunding bonds issued	-	-	10,375,000	(10,375,000)	-	-
Payment to refunded bond agent	-	-	(11,400,289)	11,400,289	-	-
Premium on debt issuance	-	-	1,084,796	(1,084,796)	-	-
Transfers in	79,422,152	79,422,152	751,656	73,014,927	73,766,583	(5,655,569)
Total other financing sources (uses)	79,422,152	79,422,152	811,163	72,955,420	73,766,583	(5,655,569)
Net change in fund balance	-	27,368	1,183,875	(2,592)	1,181,283	1,153,915
Fund balance at beginning of year	1,410,137	1,410,137	1,410,137	-	1,410,137	-
Fund balance at end of year	\$ 1,410,137	\$ 1,437,505	\$ 2,594,012	\$ (2,592)	\$ 2,591,420	\$ 1,153,915

Adjustments - Budgetary Basis are pass-through debt service payments budgeted as transfers in from enterprise and internal service funds.

Other Financing Sources (Uses) related to refunding are adjusted out as they are non-budgeted items reducing future debt service payments.

DRAFT

**THIS PAGE LEFT BLANK INTENTIONALLY**

**APPENDIX C**

FORMS OF BOND COUNSEL'S OPINIONS

DRAFT

DRAFT

**THIS PAGE LEFT BLANK INTENTIONALLY**

***Proposed Form of Opinion of Bond Counsel***

*An opinion in substantially the following form will be delivered by  
McCall, Parkhurst & Horton L.L.P., Bond Counsel, upon the delivery of the Certificates,  
assuming no material changes in facts or law.*

[Issue Date]

**CITY OF DENTON, TEXAS  
CERTIFICATES OF OBLIGATION  
SERIES 2026  
DATED JULY 15, 2026  
IN THE AGGREGATE PRINCIPAL AMOUNT OF \$ \_\_\_\_\_**

**AS BOND COUNSEL FOR THE CITY OF DENTON, TEXAS** (the “*Issuer*”) in connection with the issuance of the Certificates of Obligation described above (the “*Certificates*”), we have examined into the legality and validity of the Certificates, which bear interest from the dates and mature on the dates, and are subject to redemption, in accordance with the terms and conditions stated in the text of the Certificates. Terms used herein and not otherwise defined shall have the meaning given in the Ordinance of the Issuer authorizing the issuance and sale of the Certificates (the “*Ordinance*”).

**WE HAVE EXAMINED** the Constitution and laws of the State of Texas, certified copies of the proceedings of the City Council of the Issuer relating to the issuance of the Certificates, including the Ordinance and other documents authorizing and relating to the issuance of the Certificates; and we have examined various certificates and documents executed by officers and officials of the Issuer upon which certificates and documents we rely as to certain matters stated below. We have also examined one of the executed Certificates (Number T-1).

**BASED ON SAID EXAMINATION, IT IS OUR OPINION** that the Certificates have been duly authorized, issued and delivered, all in accordance with law; and that, except as may be limited by laws applicable to the Issuer relating to bankruptcy, reorganization, and other similar matters affecting creditors’ rights generally, or by general principles of equity or governmental immunity of political subdivisions which permit the exercise of judicial discretion, the Certificates will constitute valid and legally binding obligations of the Issuer, and ad valorem taxes sufficient to provide for the payment of the interest on and principal of the Certificates have been levied and pledged for such purpose, within the limit prescribed by law, and that the Certificates are additionally secured by and payable from limited surplus revenues (not to exceed \$1,000) of the Issuer’s Utility System (consisting of the Issuer’s combined waterworks system, sanitary sewer system, drainage system and electric light and power system), remaining after payment of all operation and maintenance expenses thereof, and all debt service, reserve, and other requirements in connection with all of the Issuer’s revenue bonds or other obligations (now or hereafter outstanding), which are payable from all or any part of the Net Revenues of the Issuer’s Utility System.

**IT IS FURTHER OUR OPINION** that, except as discussed below, under the statutes, regulations, published rulings, and court decisions existing on the date of this opinion, for federal income tax purposes, the interest on the Certificates (i) is excludable from the gross income of the owners thereof and (ii) the Certificates will not be treated as “specified private activity bonds” the interest on which would be included as an individual alternative minimum tax preference item under section 57(a)(5) of the Internal Revenue Code of 1986 (the “*Code*”). In expressing the aforementioned opinions, we have relied on certain representations, the accuracy of which we have not independently verified, and assume compliance with certain covenants regarding the use and investment of the proceeds of the Certificates and the use of the property financed

therewith. We call your attention to the fact that if such representations are determined to be inaccurate or if the Issuer fails to comply with such covenants, interest on the Certificates may become includable in gross income retroactively to the date of issuance of the Certificates.

**EXCEPT AS STATED ABOVE**, we express no opinion as to any other federal, state, or local tax consequences of acquiring, carrying, owning, or disposing of the Certificates, including the amount, accrual or receipt of interest on, the Certificates. Owners of the Certificates should consult their tax advisors regarding the applicability of any collateral tax consequences of owning the Certificates.

**WE CALL YOUR ATTENTION TO THE FACT** that the interest on tax-exempt obligations, such as the Certificates, may be includable in a corporation's adjusted financial statement income for purposes of determining the alternative minimum tax imposed on certain corporations by section 55 of the Code.

**WE EXPRESS NO OPINION** as to any insurance policies issued with respect to the payments due for the principal of and interest on the Certificates, nor as to any such insurance policies issued in the future.

**OUR SOLE ENGAGEMENT** in connection with the issuance of the Certificates is as Bond Counsel for the Issuer, and, in that capacity, we have been engaged by the Issuer for the sole purpose of rendering an opinion with respect to the legality and validity of the Certificates under the Constitution and laws of the State of Texas, and with respect to the exclusion from gross income of the interest on the Certificates for federal income tax purposes, and for no other reason or purpose. The foregoing opinions represent our legal judgment based upon a review of existing legal authorities that we deem relevant to render such opinions and are not a guarantee of a result. We have not been requested to investigate or verify, and have not independently investigated or verified any records, data, or other material relating to the financial condition or capabilities of the Issuer, or the disclosure thereof in connection with the sale of the Certificates, and have not assumed any responsibility with respect thereto. We express no opinion and make no comment with respect to the marketability of the Certificates and have relied solely on certificates executed by officials of the Issuer as to the current outstanding indebtedness of, and assessed valuation of taxable property within, and the sufficiency of the pledged surplus net revenues of, the Issuer. Our role in connection with the Issuer's Official Statement prepared for use in connection with the sale of the Certificates has been limited as described therein.

**OUR OPINIONS ARE BASED ON EXISTING LAW**, which is subject to change. Such opinions are further based on our knowledge of facts as of the date hereof. We assume no duty to update or supplement our opinions to reflect any facts or circumstances that may thereafter come to our attention or to reflect any changes in any law that may thereafter occur or become effective. Moreover, our opinions are not a guarantee of result and are not binding on the Internal Revenue Service (the "*Service*"); rather, such opinions represent our legal judgment based upon our review of existing law and in reliance upon the representations and covenants referenced above that we deem relevant to such opinions. The Service has an ongoing audit program to determine compliance with rules that relate to whether interest on state or local obligations is includable in gross income for federal income tax purposes. No assurance can be given whether or not the Service will commence an audit of the Certificates. If an audit is commenced, in accordance with its current published procedures the Service is likely to treat the Issuer as the taxpayer. We observe that the Issuer has covenanted not to take any action, or omit to take any action within its control, that if taken or omitted, respectively, may result in the treatment of interest on the Certificates as includable in gross income for federal income tax purposes.

Respectfully,

***Proposed Form of Opinion of Bond Counsel***

*An opinion in substantially the following form will be delivered by  
McCall, Parkhurst & Horton L.L.P., Bond Counsel, upon the delivery of the Bonds,  
assuming no material changes in facts or law.*

[Issue Date]

**CITY OF DENTON, TEXAS  
GENERAL OBLIGATION REFUNDING AND IMPROVEMENT BONDS  
SERIES 2026  
DATED JULY 15, 2026  
IN THE PRINCIPAL AMOUNT OF \$ \_\_\_\_\_**

---

**AS BOND COUNSEL FOR THE CITY OF DENTON, TEXAS** (the “*Issuer*”) in connection with the issuance of the bonds described above (the “*Bonds*”), we have examined into the legality and validity of the Bonds, which bear interest from the dates and mature on the dates, and are subject to redemption, in accordance with the terms and conditions stated in the text of the Bonds. Terms used herein and not otherwise defined shall have the meaning given in the Ordinance of the Issuer authorizing the issuance and sale of the Bonds (the “*Ordinance*”).

**WE HAVE EXAMINED** the Constitution and laws of the State of Texas, certified copies of the proceedings of the City Council of the Issuer relating to the issuance of the Bonds, including the Ordinance and other documents authorizing and relating to the issuance of the Bonds; and we have examined various certificates and documents executed by officers and officials of the Issuer upon which certificates and documents we rely as to certain matters stated below. We have also examined one of the executed Bonds (Number T-1).

**BASED ON SAID EXAMINATION, IT IS OUR OPINION** that the Bonds have been duly authorized, issued and delivered, all in accordance with law; and that, except as may be limited by laws applicable to the Issuer relating to bankruptcy, reorganization and other similar matters affecting creditors’ rights generally, or by general principles of equity or governmental immunity of political subdivisions which permit the exercise of judicial discretion, the Bonds will constitute valid and legally binding obligations of the Issuer, and ad valorem taxes sufficient to provide for the payment of the interest on and principal of the Bonds have been levied and pledged for such purpose, within the limit prescribed by law.

**IT IS FURTHER OUR OPINION** that, except as discussed below, under the statutes, regulations, published rulings, and court decisions existing on the date of this opinion, for federal income tax purposes, the interest on the Bonds (i) is excludable from the gross income of the owners thereof and (ii) the Bonds will not be treated as “specified private activity bonds” the interest on which would be included as an individual alternative minimum tax preference item under section 57(a)(5) of the Internal Revenue Code of 1986 (the “*Code*”). In expressing the aforementioned opinions, we have relied on certain representations, the accuracy of which we have not independently verified, and assume compliance with certain covenants regarding the use and investment of the proceeds of the Bonds and the use of the property financed and refinanced therewith. We call your attention to the fact that if such representations are determined to be inaccurate or if the Issuer fails to comply with such covenants, interest on the Bonds may become includable in gross income retroactively to the date of issuance of the Bonds.

**EXCEPT AS STATED ABOVE**, we express no opinion as to any other federal, state, or local tax consequences of acquiring, carrying, owning, or disposing of the Bonds, including the amount, accrual or receipt of interest on, the Bonds. Owners of the Bonds should consult their tax advisors regarding the applicability of any collateral tax consequences of owning the Bonds.

**WE CALL YOUR ATTENTION TO THE FACT** that the interest on tax-exempt obligations, such as the Bonds, may be includable in a corporation's adjusted financial statement income for purposes of determining the alternative minimum tax imposed on certain corporations by section 55 of the Code.

**WE EXPRESS NO OPINION** as to any insurance policies issued with respect to the payments due for the principal of and interest on the Bonds, nor as to any such insurance policies issued in the future.

**OUR SOLE ENGAGEMENT** in connection with the issuance of the Bonds is as Bond Counsel for the Issuer, and, in that capacity, we have been engaged by the Issuer for the sole purpose of rendering an opinion with respect to the legality and validity of the Bonds under the Constitution and laws of the State of Texas, and with respect to the exclusion from gross income of the interest on the Bonds for federal income tax purposes, and for no other reason or purpose. The foregoing opinions represent our legal judgment based upon a review of existing legal authorities that we deem relevant to render such opinions and are not a guarantee of a result. We have not been requested to investigate or verify, and have not independently investigated or verified any records, data, or other material relating to the financial condition or capabilities of the Issuer, or the disclosure thereof in connection with the sale of the Bonds, and have not assumed any responsibility with respect thereto. We express no opinion and make no comment with respect to the marketability of the Bonds and have relied solely on certificates executed by officials of the Issuer as to the current outstanding indebtedness of, and assessed valuation of taxable property within, the Issuer. Our role in connection with the Issuer's Official Statement prepared for use in connection with the sale of the Bonds has been limited as described therein.

**OUR OPINIONS ARE BASED ON EXISTING LAW**, which is subject to change. Such opinions are further based on our knowledge of facts as of the date hereof. We assume no duty to update or supplement our opinions to reflect any facts or circumstances that may thereafter come to our attention or to reflect any changes in any law that may thereafter occur or become effective. Moreover, our opinions are not a guarantee of result and are not binding on the Internal Revenue Service (the "*Service*"); rather, such opinions represent our legal judgment based upon our review of existing law and in reliance upon the representations and covenants referenced above that we deem relevant to such opinions. The Service has an ongoing audit program to determine compliance with rules that relate to whether interest on state or local obligations is includable in gross income for federal income tax purposes. No assurance can be given whether or not the Service will commence an audit of the Bonds. If an audit is commenced, in accordance with its current published procedures the Service is likely to treat the Issuer as the taxpayer. We observe that the Issuer has covenanted not to take any action, or omit to take any action within its control, that if taken or omitted, respectively, may result in the treatment of interest on the Bonds as includable in gross income for federal income tax purposes.

Respectfully,

DRAFT

**THIS PAGE LEFT BLANK INTENTIONALLY**

DRAFT

Municipal Advisory Services  
Provided By

